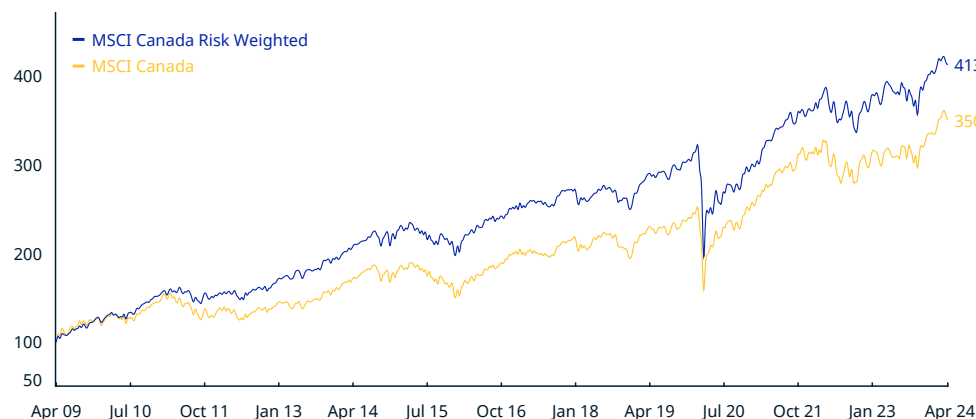


# MSCI Canada Risk Weighted Index (CAD)

The **MSCI Canada Risk Weighted Index** is based on a traditional market cap weighted parent index, the MSCI Canada Index, which includes Canadian large- and mid -capitalization stocks. Constructed using a simple, but effective and transparent process, the MSCI Canada Risk Weighted Index reweights each security of the parent index so that stocks with lower risk are given higher index weights. The index seeks to emphasize stocks with lower historical return variance and tends to have a bias towards lower size and lower risk stocks. Historically the index has exhibited lower realized volatility in comparison to its parent index, while maintaining reasonable liquidity and capacity.

For a complete description of the index methodology, please see [Index methodology - MSCI](#).

## CUMULATIVE INDEX PERFORMANCE – GROSS RETURNS (CAD) (APR 2009 – APR 2024)



## ANNUAL PERFORMANCE (%)

Year	MSCI Canada Risk Weighted	MSCI Canada
2023	11.99	13.31
2022	-1.72	-5.78
2021	24.05	25.79
2020	-3.46	4.35
2019	20.99	22.00
2018	-7.47	-9.04
2017	9.02	9.22
2016	18.88	21.15
2015	-5.29	-8.36
2014	13.68	11.43
2013	17.19	13.58
2012	8.90	7.46
2011	0.88	-9.98
2010	19.48	14.89

## INDEX PERFORMANCE – GROSS RETURNS (%) (APR 30, 2024)

	1 Mo	3 Mo	1 Yr	YTD	ANNUALIZED			
					3 Yr	5 Yr	10 Yr	Since May 29, 1992
MSCI Canada Risk Weighted	-1.80	1.87	4.70	3.03	8.31	7.37	7.05	9.90
MSCI Canada	-1.88	4.29	10.24	4.91	8.35	8.85	7.37	9.08

## FUNDAMENTALS (APR 30, 2024)

Div Yld (%)	P/E	P/E Fwd	P/BV
3.37	16.49	13.86	1.89
3.12	16.13	14.04	1.99

## INDEX RISK AND RETURN CHARACTERISTICS (MAY 29, 1992 – APR 30, 2024)

	Beta	Tracking Error (%)	Turnover (%) <sup>1</sup>	ANNUALIZED STD DEV (%) <sup>2</sup>			MAXIMUM DRAWDOWN	
				3 Yr	5 Yr	10 Yr	(%)	Period YYYY-MM-DD
MSCI Canada Risk Weighted	0.67	7.81	19.39	11.17	14.16	11.38	44.45	2007-07-18–2009-03-09
MSCI Canada	1.00	0.00	2.09	13.49	15.46	12.68	51.06	2000-08-31–2002-10-09

<sup>1</sup> Last 12 months

<sup>2</sup> Based on monthly gross returns data

The MSCI Canada Risk Weighted Index was launched on Dec 26, 2013. Data prior to the launch date is back-tested data (i.e. calculations of how the index might have performed over that time period had the index existed).

## INDEX CHARACTERISTICS

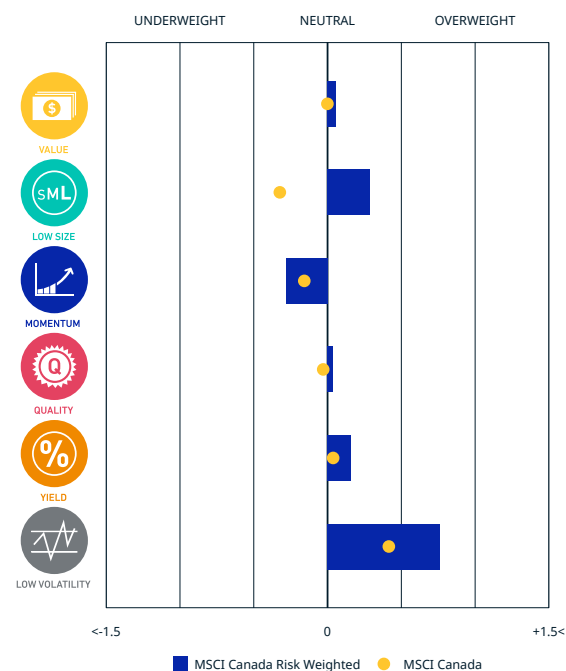
	MSCI Canada Risk Weighted	MSCI Canada
<b>Number of Constituents</b>	87	87
	<b>Weight (%)</b>	
<b>Largest</b>	3.53	7.11
<b>Smallest</b>	0.13	0.10
<b>Average</b>	1.15	1.15
<b>Median</b>	0.98	0.61

## TOP 10 CONSTITUENTS

	Index Wt. (%)	Parent Index Wt. (%)	Sector
TMX GROUP (NEW)	3.53	0.38	Financials
ROYAL BANK OF CANADA	2.60	7.11	Financials
FORTIS	2.30	1.00	Utilities
INTACT FINANCIAL	2.26	1.53	Financials
BCE INC	2.22	0.13	Comm Svcs
HYDRO ONE	2.21	0.48	Utilities
SUN LIFE FINANCIAL	2.12	1.56	Financials
METRO A	2.12	0.61	Cons Staples
NATIONAL BANK OF CANADA	2.09	1.42	Financials
EMERA	2.05	0.50	Utilities
Total	23.52	14.71	

## FACTORS - KEY EXPOSURES THAT DRIVE RISK AND RETURN

## MSCI FACTOR BOX



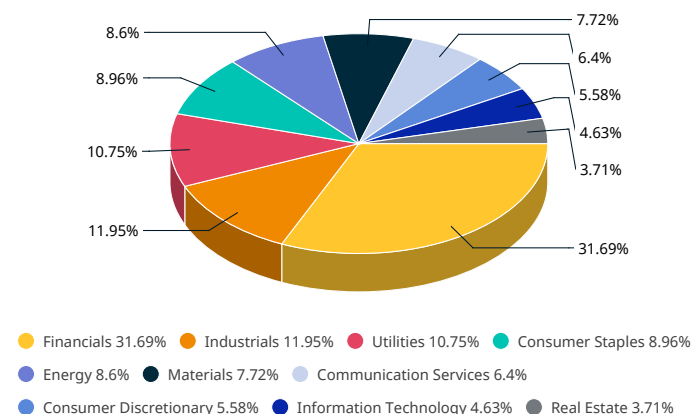
## MSCI FaCS

- VALUE**  
Relatively Inexpensive Stocks
- LOW SIZE**  
Smaller Companies
- MOMENTUM**  
Rising Stocks
- QUALITY**  
Sound Balance Sheet Stocks
- YIELD**  
Cash Flow Paid Out
- LOW VOLATILITY**  
Lower Risk Stocks

MSCI FaCS provides absolute factor exposures relative to a broad global index - MSCI ACWI IMI.

Neutral factor exposure (FaCS = 0) represents MSCI ACWI IMI.

## SECTOR WEIGHTS



## MSCI FACTOR BOX AND FaCS FRAMEWORK (Please refer to complete description of the MSCI FaCS methodology [here](#))

MSCI FaCS is a standard method for evaluating and reporting the Factor characteristics of equity portfolios. MSCI FaCS consists of Factor Groups (e.g. Value, Size, Momentum, Quality, Yield, and Volatility) that have been extensively documented in academic literature and validated by MSCI Research as key drivers of risk and return in equity portfolios. These Factor Groups are constructed by aggregating 16 factors (e.g. Book-to-Price, Earnings/Dividend Yields, LT Reversal, Leverage, Earnings Variability/Quality, Beta) from the latest Barra global equity factor risk model, GEMLT, designed to make fund comparisons transparent and intuitive for use. The MSCI Factor Box, which is powered by MSCI FaCS, provides a visualization designed to easily compare absolute exposures of funds/indexes and their benchmarks along 6 Factor Groups that have historically demonstrated excess market returns over the long run.

## ABOUT MSCI

MSCI is a leading provider of critical decision support tools and services for the global investment community. With over 45 years of expertise in research, data and technology, we power better investment decisions by enabling clients to understand and analyze key drivers of risk and return and confidently build more effective portfolios. We create industry-leading research-enhanced solutions that clients use to gain insight into and improve transparency across the investment process. To learn more, please visit [www.msci.com](http://www.msci.com).

The information contained herein (the "Information") may not be reproduced or disseminated in whole or in part without prior written permission from MSCI. The Information may not be used to verify or correct other data, to create indexes, risk models, or analytics, or in connection with issuing, offering, sponsoring, managing or marketing any securities, portfolios, financial products or other investment vehicles. Historical data and analysis should not be taken as an indication or guarantee of any future performance, analysis, forecast or prediction. None of the Information or MSCI index or other product or service constitutes an offer to buy or sell, or a promotion or recommendation of, any security, financial instrument or product or trading strategy. Further, none of the Information or any MSCI index is intended to constitute investment advice or a recommendation to make (or refrain from making) any kind of investment decision and may not be relied on as such. The Information is provided "as is" and the user of the Information assumes the entire risk of any use it may make or permit to be made of the Information. NONE OF MSCI INC. OR ANY OF ITS SUBSIDIARIES OR ITS OR THEIR DIRECT OR INDIRECT SUPPLIERS OR ANY THIRD PARTY INVOLVED IN THE MAKING OR COMPILING OF THE INFORMATION (EACH, AN "MSCI PARTY") MAKES ANY WARRANTIES OR REPRESENTATIONS AND, TO THE MAXIMUM EXTENT PERMITTED BY LAW, EACH MSCI PARTY HEREBY EXPRESSLY DISCLAIMS ALL IMPLIED WARRANTIES, INCLUDING WARRANTIES OF MERCHANTABILITY AND FITNESS FOR A PARTICULAR PURPOSE. WITHOUT LIMITING ANY OF THE FOREGOING AND TO THE MAXIMUM EXTENT PERMITTED BY LAW, IN NO EVENT SHALL ANY OF THE MSCI PARTIES HAVE ANY LIABILITY REGARDING ANY OF THE INFORMATION FOR ANY DIRECT, INDIRECT, SPECIAL, PUNITIVE, CONSEQUENTIAL (INCLUDING LOST PROFITS) OR ANY OTHER DAMAGES EVEN IF NOTIFIED OF THE POSSIBILITY OF SUCH DAMAGES. The foregoing shall not exclude or limit any liability that may not by applicable law be excluded or limited.

© 2024 MSCI Inc. All rights reserved.