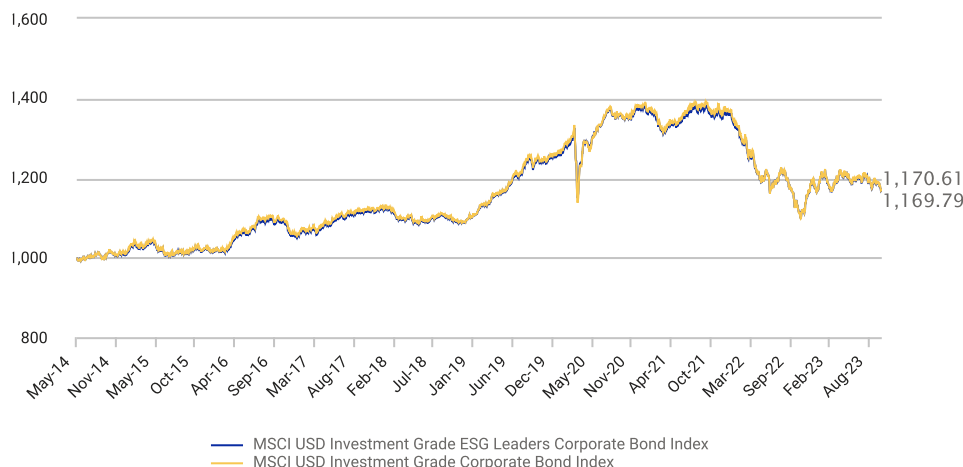


MSCI USD Investment Grade ESG Leaders Corporate Bond Index

The MSCI Fixed Income ESG Leaders Indexes are market value-weighted indexes designed to represent the performance of fixed income securities from issuers that are selected from an underlying index based on Environmental, Social and Governance (ESG) criteria.

Cumulative Index Performance

USD Returns May 2014 - Sep 2023



Annual Performance(%)

Year	MSCI USD Investment Grade ESG Leaders Corporate Bond Index	MSCI USD Investment Grade Corporate Bond Index
2022	-14.36	-14.89
2021	-1.30	-1.25
2020	9.85	10.03
2019	13.98	14.41
2018	-2.13	-2.42
2017	6.09	5.96
2016	4.63	4.96
2015	0.23	0.05

Index Performance

USD returns (%) September 29, 2023

Index	ANNUALIZED RETURN (%)							Since May 30, 2014
	1 Month	3 Months	1 Year	Year to Date	3 Years	5 Years	10 Years	
MSCI USD Investment Grade ESG Leaders Corporate Bond Index	-2.36	-2.60	3.86	0.22	-4.67	1.20	-	1.69
MSCI USD Investment Grade Corporate Bond Index	-2.47	-2.69	4.03	0.26	-4.67	1.16	-	1.70

Index Risk and Return Characteristics

USD returns (%) September 29, 2023

Index	Tracking Error (%)	Turnover* (%)	ANNUALIZED STD. DEVIATION (%)			RISK RETURN RATIO			Max Drawdown (%)	Max Drawdown Period
			3 Years	5 Years	Since May 30, 2014	3 Years	5 Years	Since May 30, 2014		
MSCI USD Investment Grade ESG Leaders Corporate Bond Index	0.41	46.76	7.42	7.34	5.82	-0.63	0.16	0.29	20.54	2021-08-02 -- 2022-10-21
MSCI USD Investment Grade Corporate Bond Index	-	21.94	7.75	7.73	6.11	-0.60	0.15	0.28	21.14	2021-08-02 -- 2022-10-21

*Over rebalance of last 12 months

The MSCI USD Investment Grade ESG Leaders Corporate Bond Index was launched on Dec 16, 2019. Data prior to the launch date is back-tested data (i.e. calculations of how the index might have performed over that time period had the index existed). There are frequently material differences between back-tested performance and actual results. Past performance – whether actual or back-tested – is no indication or guarantee of future performance.

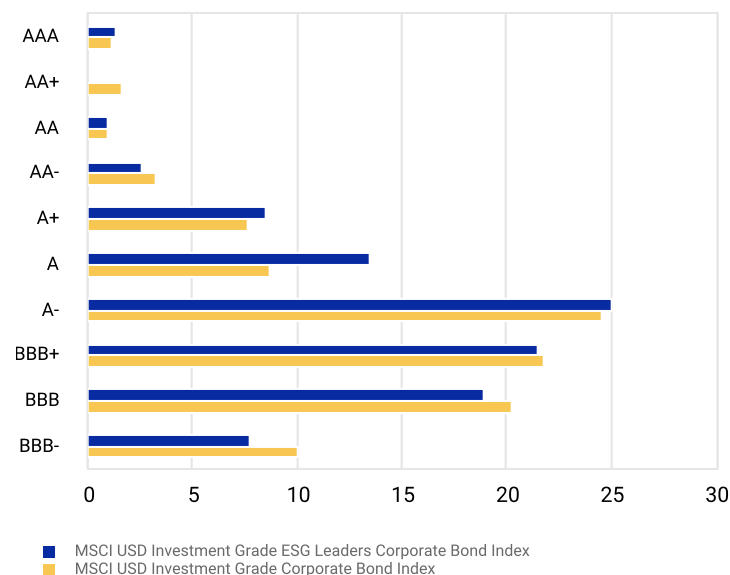
Index Profile

Maturity	# of Securities	# of Issuers	Market Value USD (MM)	Coupon*	Price*	Yield To Worst	Effective Duration	Effective Convexity	OAS**(bps)	Weighted Credit Rating
0-3 Years	470	175	579,873	3.23	95.26	5.97	1.73	0.04	75	A-
3-5 Years	395	173	470,966	3.53	92.57	5.90	3.22	0.14	106	A-
5-7 Years	257	142	305,998	3.77	89.66	5.93	4.75	0.29	119	A-
7-10 Years	284	148	329,354	3.57	84.77	6.11	6.53	0.54	138	A-
10-20 Years	225	106	267,823	4.76	85.98	6.32	9.30	1.22	136	A-
20+ Years	419	139	446,439	4.16	74.63	6.18	13.27	2.76	120	A-
Aggregate	2,050	295	2,400,453	3.77	87.08	6.05	6.06	0.80	121	A-

* Par Weighted

** Effective Duration Weighted

Credit Rating Breakdown



ESG Metrics

	MSCI USD Investment Grade ESG Leaders Corporate Bond Index	MSCI USD Investment Grade Corporate Bond Index
ESG score	7.66	6.72
Environmental Pillar Score	7.15	6.72
Fossil Fuel Reserves (%)	5.61	5.25
WACI (Scope 1+2)*	118.09	127.59
WACI (Scope 1+2+3)*	811.12	838.99
Green Revenues (%)	3.68	2.79
Green Bonds (%)	1.07	0.96
Social Pillar Score	5.11	4.73
Controversial Weapons (%)	0.00	0.00
Tobacco (%)	0.03	1.60
Very Severe Controversies (%)	0.00	0.31
Governance Pillar Score	5.93	5.62

*(t CO2e/\$M Sales)

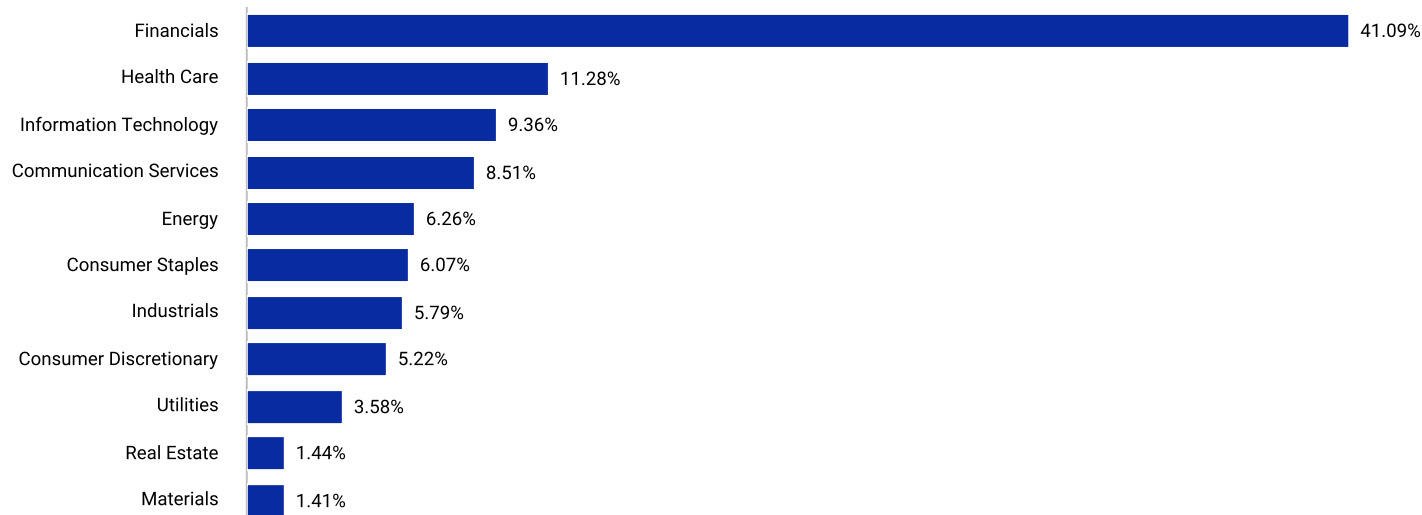
Top 5 Securities

Security Name	ISIN	Currency	Sector	Country of Domicile	Security Credit Rating	Index Weight (%)	Parent Index Weight (%)
BAC 3.419 2028	US06051GHD43	USD	Financials	USA	A-	0.23	0.12
BAC 1.734 2027	US06051GJS93	USD	Financials	USA	A-	0.21	0.11
BAC 5.288 2034	US06051GLH01	USD	Financials	USA	A-	0.20	0.11
BAC 5.015 2033	US06051GKY43	USD	Financials	USA	A-	0.19	0.10
T 3.5 2053	US00206RKJ04	USD	Communication Services	USA	BBB	0.19	0.10

Top 5 Issuers

Issuer Name	Index Weight (%)	Parent Index Weight (%)	Sector
BANK OF AMERICA CORP	6.50	3.42	Financials
MORGAN STANLEY	4.57	2.40	Financials
HSBC HOLDINGS PLC	3.08	1.62	Financials
VERIZON COMMUNICATIONS INC	2.74	1.44	Communication Services
ORACLE CORP	2.73	1.44	Information Technology

Sector Weights



Country Weights



Index Framework

The MSCI Fixed Income ESG Leaders Indexes are derived from underlying MSCI Corporate Bond Indexes ("Parent Indexes") and aim to achieve sector weights that reflect the sector weights of the corresponding Parent Indexes. Index construction criteria excludes constituents based on involvement in specific business activities as well as exposure to ESG controversies. The Indexes target 50% coverage of each Global Industry Classification Standard (GICS®) sector by selecting constituents primarily based on criteria including the ESG rating, the trend in that rating and the company's industry adjusted ESG score.

This summary is provided for illustrative purposes only and does not include all material elements of the index or its methodology. For a complete description of the index methodology, please see [Index methodology - MSCI](#).

ABOUT MSCI INC.

MSCI is a leading provider of critical decision support tools and services for the global investment community. With over 50 years of expertise in research, data and technology, we power better investment decisions by enabling clients to understand and analyze key drivers of risk and return and confidently build more effective portfolios. We create industry-leading research-enhanced solutions that clients use to gain insight into and improve transparency across the investment process. To learn more, please visit www.msci.com

The information contained herein (the "Information") may not be reproduced or disseminated in whole or in part without prior written permission from MSCI. The Information may not be used to verify or correct other data, to create indexes, risk models, or analytics, or in connection with issuing, offering, sponsoring, managing or marketing any securities, portfolios, financial products or other investment vehicles. Historical data and analysis should not be taken as an indication or guarantee of any future performance, analysis, forecast or prediction. None of the Information or MSCI index or other product or service constitutes an offer to buy or sell, or a promotion or recommendation of, any security, financial instrument or product or trading strategy. Further, none of the Information or any MSCI index is intended to constitute investment advice or a recommendation to make (or refrain from making) any kind of investment decision and may not be relied on as such. The Information is provided "as is" and the user of the Information assumes the entire risk of any use it may make or permit to be made of the Information. NONE OF MSCI INC. OR ANY OF ITS SUBSIDIARIES OR ITS OR THEIR DIRECT OR INDIRECT SUPPLIERS OR ANY THIRD PARTY INVOLVED IN THE MAKING OR COMPILING OF THE INFORMATION (EACH, AN "MSCI PARTY") MAKES ANY WARRANTIES OR REPRESENTATIONS AND, TO THE MAXIMUM EXTENT PERMITTED BY LAW, EACH MSCI PARTY HERE BY EXPRESSLY DISCLAIMS ALL IMPLIED WARRANTIES, INCLUDING WARRANTIES OF MERCHANTABILITY AND FITNESS FOR A PARTICULAR PURPOSE. WITHOUT LIMITING ANY OF THE FOREGOING AND TO THE MAXIMUM EXTENT PERMITTED BY LAW, IN NO EVENT SHALL ANY OF THE MSCI PARTIES HAVE ANY LIABILITY REGARDING ANY OF THE INFORMATION FOR ANY DIRECT, INDIRECT, SPECIAL, PUNITIVE, CONSEQUENTIAL (INCLUDING LOST PROFITS) OR ANY OTHER DAMAGE SEVEN IF NOTIFIED OF THE POSSIBILITY OF SUCH DAMAGES.

The foregoing shall not exclude or limit any liability that may not by applicable law be excluded or limited.

© 2023 MSCI Inc. All rights reserved.