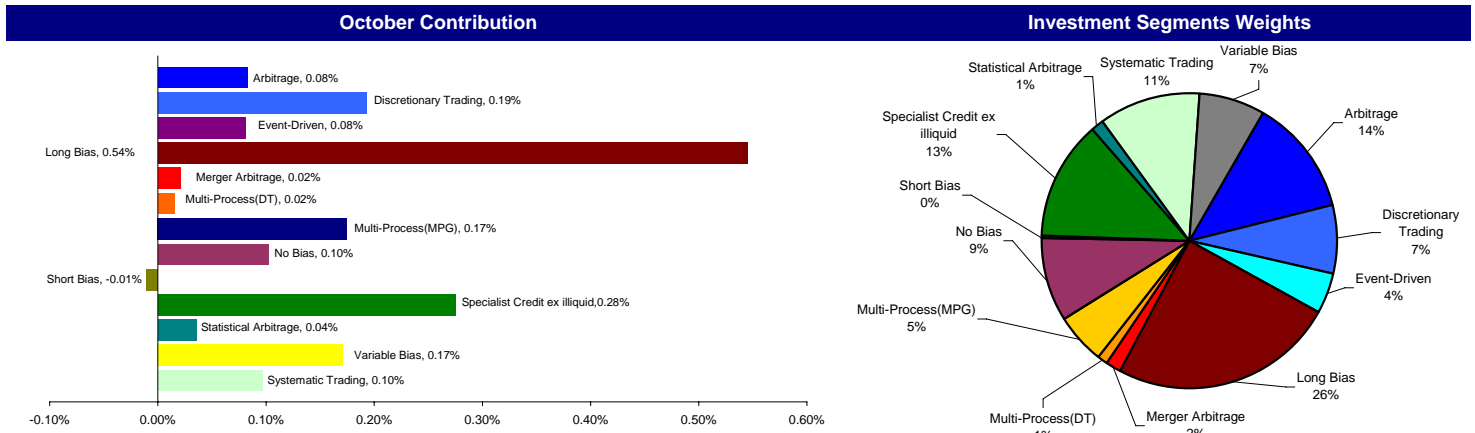


MSCI Hedge Invest IndexSM Performance Summary – October 2006

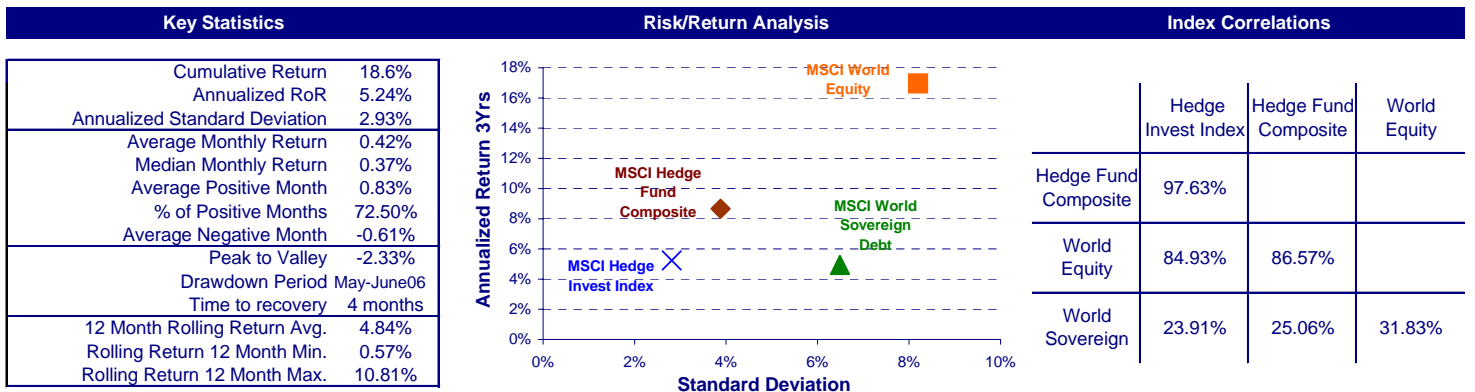
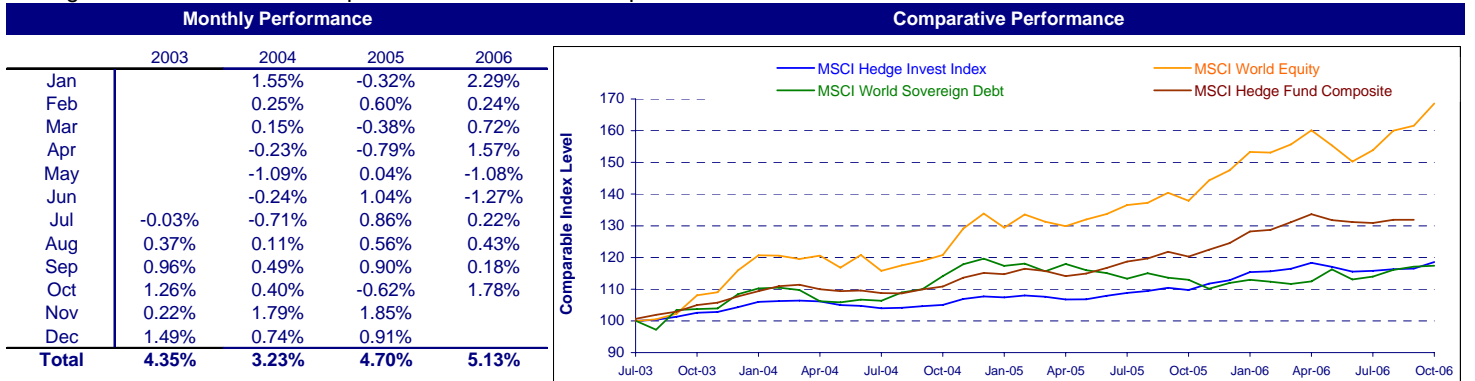
New York - November 3, 2006 - The MSCI Hedge Invest Index is designed to be both investable and take into account the overall structure and composition of the hedge fund universe. It uses the non-investable MSCI Hedge Fund Indices and Database as a reference framework for the characteristics of the overall hedge fund universe.

	Oct-06	Fund Count	Index Level	Inception Date	YTD Return	52 Weeks Return	ITD Return	Sharpe Ratio*
MSCI Hedge Invest Index	1.78%	145	11,857	15-Jul-2003	5.13%	8.04%	18.57%	-0.14

*risk free rate = annualized 3 month Libor Return



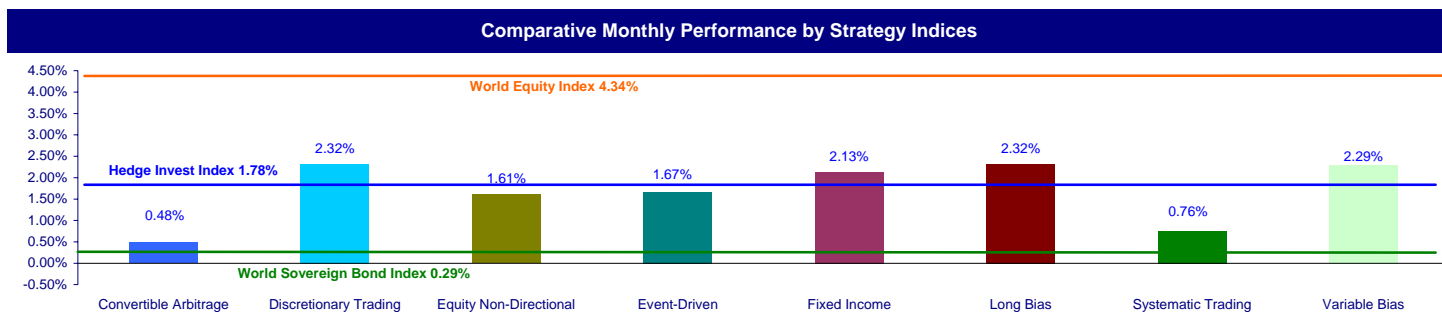
For the month of October, the MSCI Hedge Invest Index gained 1.78%, bringing the return since inception to 18.57%. The largest positive contribution came from Long Bias funds adding 54 basis points, while the largest negative contribution came from systematic trading funds in Short Bias Group with a decline of 1 basis point.



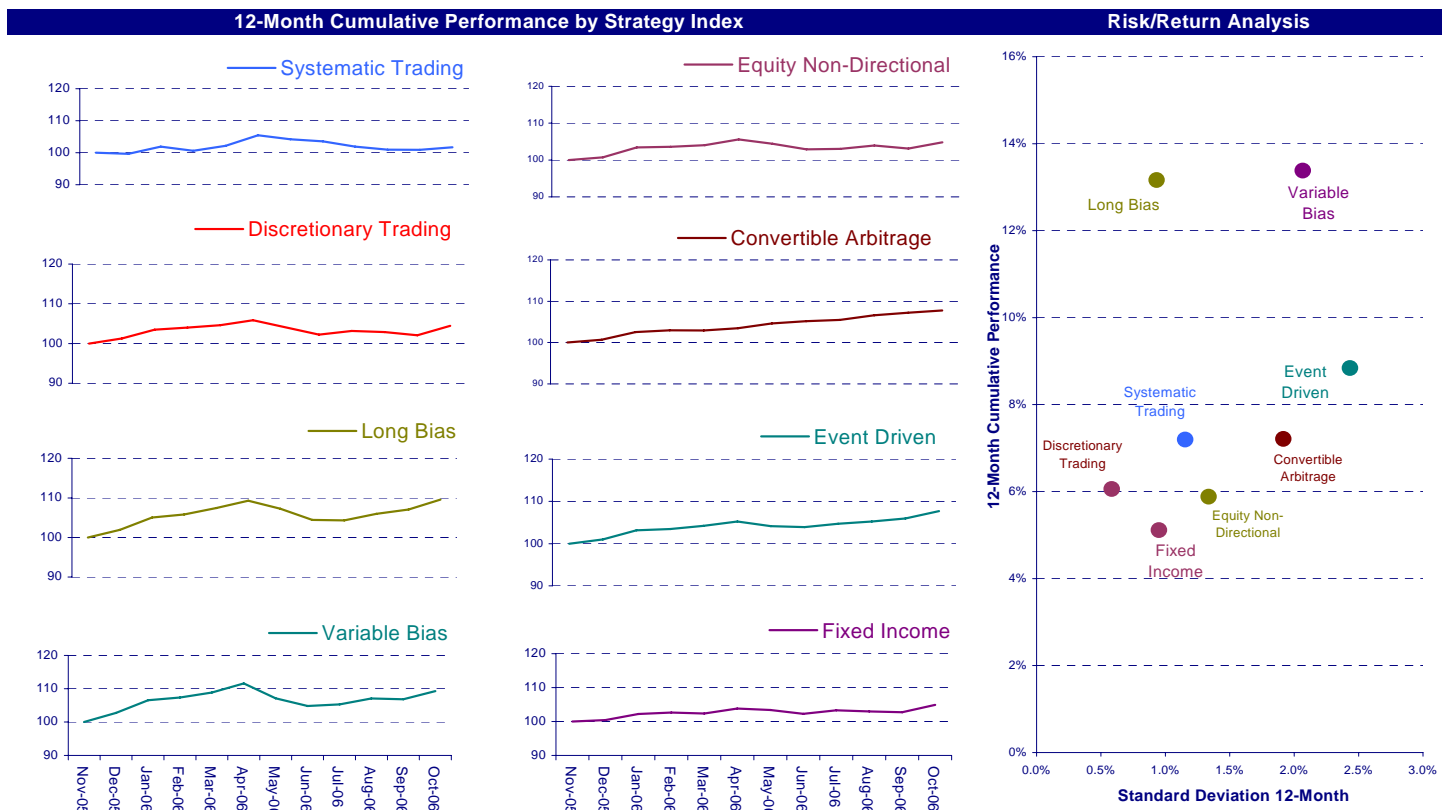
Hedge Invest Index data is tabulated using data from the last Tuesday of each period due to weekly pricing. Data as of October 31, 2006 other than hedge fund composite index (a non-investable index) data as of September 30, 2006 * Hedge Invest Index data begins July 15th, 2003 (pro-forma data used for prior periods). The MSCI Hedge Invest Indices are constructed according to the MSCI Investable Hedge Fund Index Methodology.

MSCI Hedge Invest Strategy Indices Performance Summary – October 2006

	Oct-06	Index Level	Fund Count	Inception Date	YTD Return	52 Weeks Return	ITD Return	Std. Dev. 12M Rolling
Convertible Arbitrage Index	0.48%	10,530	13	15-Jul-2003	7.03%	7.21%	5.30%	1.92%
Discretionary Trading Index	2.32%	10,818	12	6-Jan-2004	3.11%	6.06%	8.18%	0.58%
Equity Non-Directional Index	1.61%	11,404	11	15-Jul-2003	4.02%	5.88%	14.04%	1.34%
Event Driven Index	1.67%	11,426	15	15-Jul-2003	6.65%	8.84%	14.26%	2.43%
Fixed Income Index	2.13%	10,839	18	4-Jan-2005	4.49%	5.11%	8.39%	0.95%
Long Bias Index	2.32%	13,472	22	15-Jul-2003	7.50%	13.16%	34.72%	0.93%
Systematic Trading Index	0.76%	11,340	26	15-Jul-2003	2.08%	7.20%	13.40%	1.15%
Variable Bias Index	2.29%	12,196	16	6-Jul-2004	6.36%	13.38%	21.96%	2.07%



For the month of October, the MSCI Hedge Invest Discretionary Trading IndexSM was the best strategy-level performer, gaining 2.32%, bringing the return since inception to 8.18%. The worst performer for the month was the MSCI Hedge Invest Convertible Arbitrage Trading IndexSM, which gained 0.48%.



Hedge Invest Index data is tabulated using data from the last Tuesday of each period due to weekly pricing. Data as of October 31, 2006 other than hedge fund composite index (a non-investable index) data as of September 30, 2006 * Hedge Invest Index data begins July 15th, 2003 (pro-forma data used for prior periods). The MSCI Hedge Invest Indices are constructed according to the MSCI Investable Hedge Fund Index Methodology.

###

About MSCI Barra

MSCI Barra develops and maintains equity, fixed income, multi-asset class, REIT and hedge fund indices that serve as benchmarks for an estimated USD 3 trillion on a worldwide basis. MSCI Barra's risk models and analytics products help the world's largest investors analyze, measure and manage portfolio and firm-wide investment risk. MSCI Barra is headquartered in New York, with research and commercial offices around the world. Morgan Stanley, a global financial services firm and a market leader in securities, asset management, and credit services, is the majority shareholder of MSCI Barra, and Capital Group International, Inc. is the minority shareholder.

For further information on MSCI Barra, please visit our web site at www.msicbarra.com

For media enquiries please contact:

Ben Curson | Clare Rowsell, Penrose Financial, London + 44.20.7786.4888
Ann Taylor Reed | Mary Beth Grover, Abernathy MacGregor, New York + 1.212.371.5999

MSCI Barra Global Client Service:

Cecile Distel, MSCI Barra, New York + 1.212.762.5790
Aatish Suchak, MSCI Barra, London + 44.20.7618.2222
Susanna Wu, MSCI Barra, Hong Kong + 852.2848.6740
Pavithra Ramasubban, MSCI Barra, Sydney + 61.2.9220.9333
Masao Ikeda, MSCI Barra, Tokyo + 813.5424.5470

The information contained in this document, including all text, data, graphs, charts and all other information (collectively, the "Information") is the property of Morgan Stanley Capital International Inc. (MSCI) and is provided for informational purposes only. Any use of MSCI indices, data or other information requires a license from MSCI. The Information may not be used to verify or correct other data, to create indices, or in connection with offering, sponsoring, managing or marketing any securities, portfolios, financial instruments or products. None of the Information constitutes an offer to buy or sell, or a promotion or recommendation of, any security, financial instrument or product or trading strategy, and MSCI does not endorse, approve or otherwise express any opinion regarding any issuer, securities, financial instruments or products or trading strategies that may be described or mentioned herein. Further, none of the Information is intended to constitute investment advice or a recommendation to make (or refrain from making) any kind of investment decision and may not be relied on as such. The user of the Information assumes the entire risk of any use it may make or permit to be made of it. NEITHER MSCI, ANY OF ITS AFFILIATES OR ANY OTHER THIRD PARTY INVOLVED IN MAKING OR COMPILING ANY OF THE INFORMATION MAKES ANY EXPRESS OR IMPLIED WARRANTIES OR REPRESENTATIONS WITH RESPECT TO THE INFORMATION (OR THE RESULTS TO BE OBTAINED BY THE USE THEREOF), AND MSCI, ITS AFFILIATES AND EACH SUCH OTHER THIRD PARTY HEREBY EXPRESSLY DISCLAIM ALL IMPLIED WARRANTIES (INCLUDING, WITHOUT LIMITATION, ANY IMPLIED WARRANTIES OF ORIGINALITY, ACCURACY, TIMELINESS, NON-INFRINGEMENT, COMPLETENESS, MERCHANTABILITY AND FITNESS FOR A PARTICULAR PURPOSE) WITH RESPECT TO ANY OF THE INFORMATION. Without limiting any of the foregoing, in no event shall MSCI, any of its affiliates or any other third party involved in making or compiling any of the Information have any liability regarding any of the Information for any direct, indirect, special, punitive, consequential or any other damages (including lost profits) even if notified of the possibility of such damages. Morgan Stanley Capital International, MSCI®, ACWI, EAFE®, Barra®, MSCI Barra and all other service marks referred to herein are the exclusive property of MSCI or its affiliates, except as provided below. All MSCI indices are the exclusive property of MSCI and may not be used in any way without the express written permission of MSCI. The Global Industry Classification Standard (GICS) was developed by and is the exclusive property of MSCI and Standard & Poor's. "Global Industry Classification Standard (GICS)" is a service mark of MSCI and Standard & Poor's.