

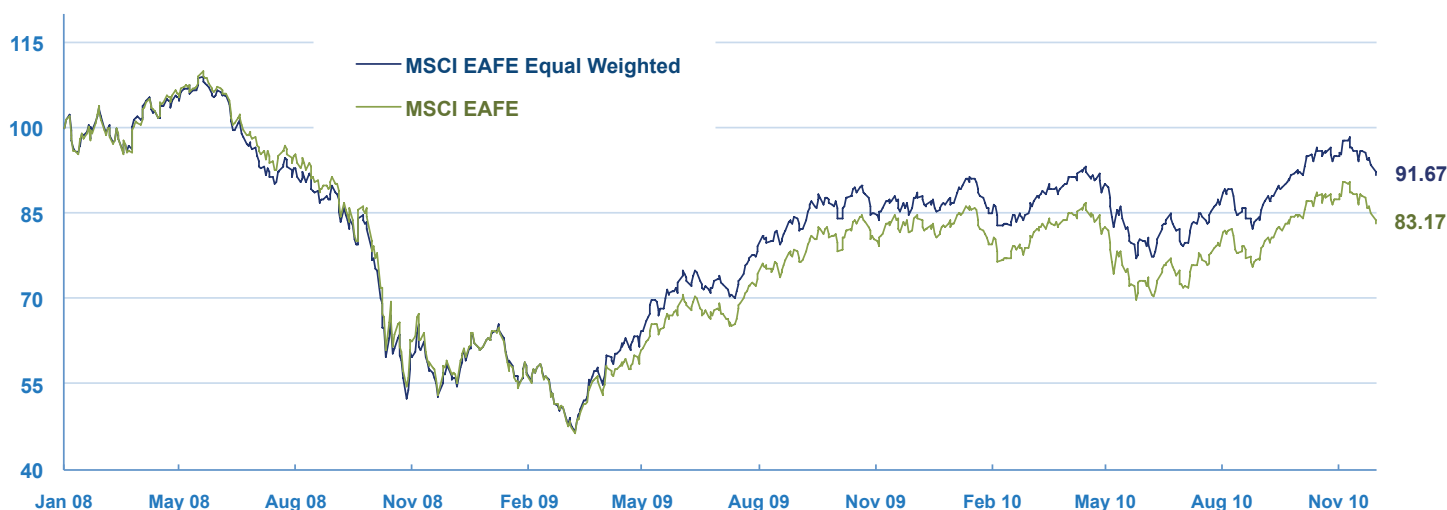
# MSCI EAFE Equal Weighted Index

**MSCI**

Indices

The **MSCI EAFE Equal Weighted Index** represents an alternative weighting scheme to its standard market capitalization weighted parent index, MSCI EAFE. The index includes the same constituents as its parent index, however, its constituents are weighted equally at each quarterly rebalance. The index covers large and mid cap securities from developed markets in Europe, Australasia and the Far East (EAFE). Countries represented include: France, Germany, Switzerland, Spain, Sweden, Italy, Netherlands, Finland, Denmark, Belgium, Norway, Israel, Austria, Greece, Ireland, Portugal, Japan, Australia, Hong Kong, Singapore and New Zealand.

Cumulative Index Performance—Total Returns (Jan 2008 – Nov 2010)



Index Performance—Total Returns (%) (Nov 30, 2010)

Index Returns	1 Mo	3 Mo	QTD	YTD	1 Yr	Annualized			
						3 Yr	5 Yr	10 Yr	Since Inc. (Jan 31, 2008)
MSCI EAFE Equal Weighted	-3.44	9.61	-0.370	5.51	6.95	n/a	n/a	n/a	-3.02
MSCI EAFE	-4.79	8.35	-1.34	0.10	1.55	-9.63	2.27	3.49	-6.30

Index Risk Characteristics<sup>a</sup> (Jan 2008 - Nov 2010)

	Annualized Std. Dev.
MSCI EAFE Equal Weighted	25.76
MSCI EAFE	27.52

Index Fundamentals (Nov 30, 2010)

Dividend Yield (%)	2.57
P/E	17.51
P/E (forward 12 mos)	13.18
P/B	1.32
ROE	7.52

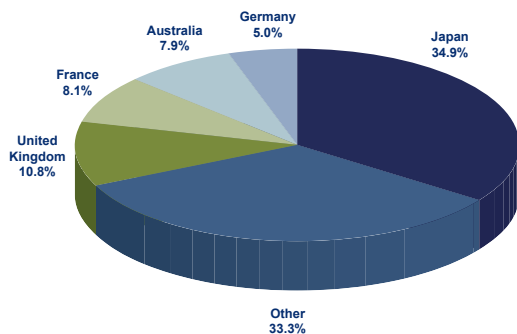
<sup>a</sup> Based on daily return data

First launched in 1969, the MSCI Global Equity Indices now cover over 70 countries across developed, emerging and frontier markets. Today, MSCI calculates over 120,000 daily indices which serve as critical global equity performance benchmarks and research tools, and as the basis for various tradable financial products in markets around the world. With more than 40 years of expertise in index construction and a deep understanding of the world's financial markets, MSCI indices help investors capture meaningful segments of domestic and global equity markets.

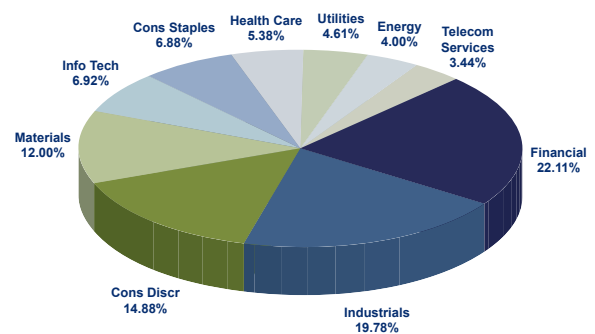
Top 10 Constituent Performers

Constituent	YTD (%)	3 Mo (%)	1 Mo (%)	Country	GICS® Sector
Pirelli & Co Ord	1,294.05	11.74	-4.56	Italy	Cons Discr
GPT Group	359.50	-7.02	-0.36	Australia	Financials
Resolution Ltd	136.35	-16.55	-19.32	United Kingdom	Financials
Isuzu Motors	115.61	33.69	20.32	Japan	Cons Discr
Orient Overseas Intl	107.58	20.95	10.89	Hong Kong	Industrials
Wartsila B	89.88	26.66	5.75	Finland	Industrials
Volkswagen Vorzug	88.32	57.65	14.63	Germany	Cons Discr
BMW Stamm	82.17	39.04	12.46	Germany	Cons Discr
Fresnillo PLC	78.16	29.45	12.88	United Kingdom	Materials
Sands China	76.53	38.25	-1.18	Hong Kong	Cons Discr

Top 5 Countries



Sector Weights



Index Methodology

The MSCI EAFE Equal Weighted Index includes the same constituents as its market cap weighted parent index, the MSCI EAFE Index. Coinciding with the quarterly and semi-annual index reviews of the parent index, the MSCI EAFE Equal Weighted Index is rebalanced in February, May, August and November. Corporate events are generally reflected simultaneously in both the equal weighted index and its parent.

MSCI Inc. is a leading provider of investment decision support tools to investors globally, including asset managers, banks, hedge funds and pension funds. MSCI products and services include indices, portfolio risk and performance analytics, and governance tools. The company's flagship product offerings are: the MSCI indices which include over 120,000 daily indices covering more than 70 countries; Barra portfolio risk and performance analytics covering global equity and fixed income markets; RiskMetrics market and credit risk analytics; ISS governance research and outsourced proxy voting and reporting services; FEA valuation models and risk management software for the energy and commodities markets; and CFRA forensic accounting risk research, legal/regulatory risk assessment, and due-diligence. MSCI is headquartered in New York, with research and commercial offices around the world.

The information contained herein (the "Information") may not be reproduced or disseminated in whole or in part without prior written permission from MSCI. The Information may not be used to verify or correct other data, to create indices, risk models, or analytics, or in connection with issuing, offering, sponsoring, managing or marketing any securities, portfolios, financial products or other investment vehicles. Historical data and analysis should not be taken as an indication or guarantee of any future performance, analysis, forecast or prediction. None of the information or MSCI index or other product or service constitutes an offer to buy or sell, or a promotion or recommendation of, any security, financial instrument or product or trading strategy. Further, none of the information or any MSCI index is intended to constitute investment advice or a recommendation to make (or refrain from making) any kind of investment decision and may not be relied on as such. The Information is provided "as is" and the user of the Information assumes the entire risk of any use it may make or permit to be made of the Information. NONE OF MSCI INC. OR ANY OF ITS SUBSIDIARIES OR ITS OR THEIR DIRECT OR INDIRECT SUPPLIERS OR ANY THIRD PARTY INVOLVED IN THE MAKING OR COMPILING OF THE INFORMATION (EACH, AN "MSCI PARTY") MAKES ANY WARRANTIES OR REPRESENTATIONS AND, TO THE MAXIMUM EXTENT PERMITTED BY LAW, EACH MSCI PARTY HEREBY EXPRESSLY DISCLAIMS ALL IMPLIED WARRANTIES, INCLUDING WARRANTIES OF MERCHANTABILITY AND FITNESS FOR A PARTICULAR PURPOSE. WITHOUT LIMITING ANY OF THE FOREGOING AND TO THE MAXIMUM EXTENT PERMITTED BY LAW, IN NO EVENT SHALL ANY OF THE MSCI PARTIES HAVE ANY LIABILITY REGARDING ANY OF THE INFORMATION FOR ANY DIRECT, INDIRECT, SPECIAL, PUNITIVE, CONSEQUENTIAL (INCLUDING LOST PROFITS) OR ANY OTHER DAMAGES EVEN IF NOTIFIED OF THE POSSIBILITY OF SUCH DAMAGES. The foregoing shall not exclude or limit any liability that may not by applicable law be excluded or limited.