

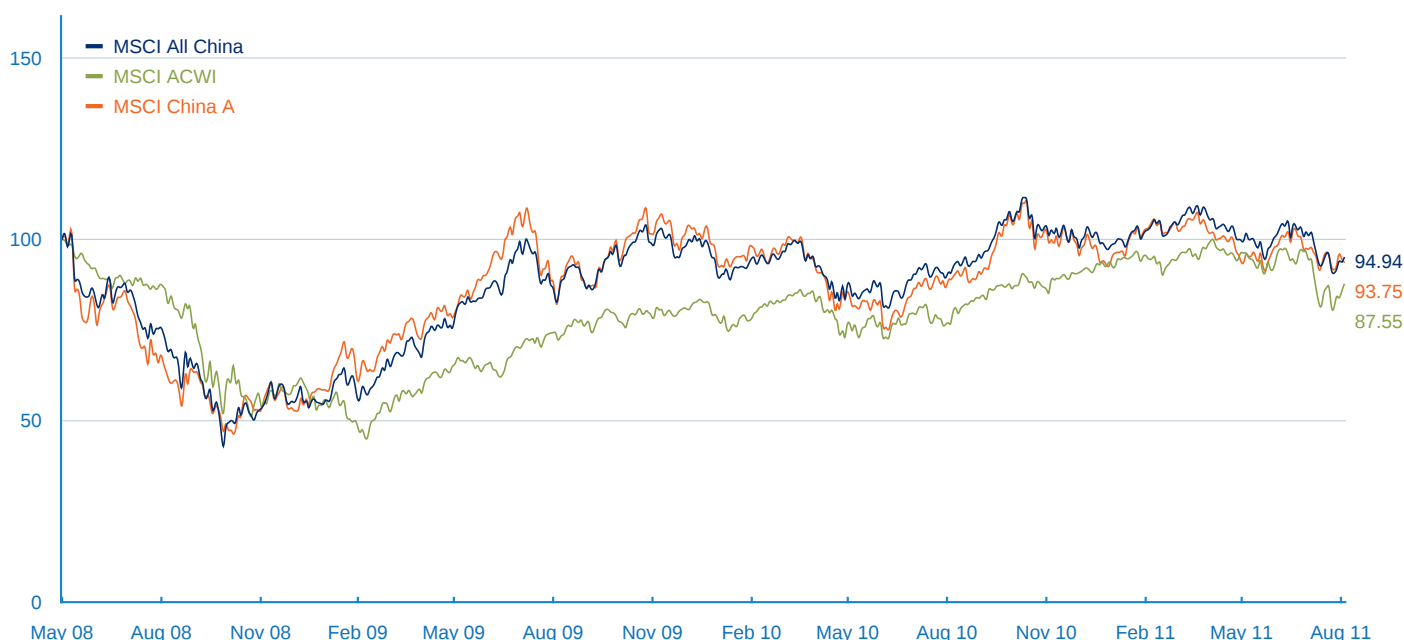
MSCI All China

MSCI

Indices

The **MSCI All China Index** captures large and mid cap representation across all China securities listed in China and Hong Kong as well as in the US and Singapore. The index includes: A shares, H shares, B shares, Red chips, and P chips along with China securities (including ADRs) that are listed on the NYSE Euronext (New York), the NASDAQ, the New York AMEX and the Singapore exchanges. The index is comprehensive, aiming to cover the global China investment opportunity set.

Cumulative Index Performance - Total Returns May 2008 – Aug 2011 (USD)



Index Performance - Total Returns (%) Aug 31, 2011

	1 Mo	3 Mo	YTD	1 Yr	Annualized		
					3 Yr	5 Yr	Since May 30, 2008
MSCI All China	-6.06	-6.50	-5.80	4.74	7.82	NA	-1.58
MSCI ACWI	-7.26	-10.15	-4.19	14.28	-0.01	1.14	-4.00
MSCI China A	-3.63	-1.81	-5.69	5.44	11.35	23.87	-1.96

Quick Facts

Weighting Methodology:	Free Float Adj Mkt Cap
Review Frequency:	quarterly
Base Value:	1000.0
Base Date:	May 30, 2008
Date of Introduction:	Sep 07, 2011

The MSCI All China Index was launched on September 7th, 2011. Data prior to the launch date is back-tested data (i.e. calculations of how the index might have performed over that time period had the index existed).

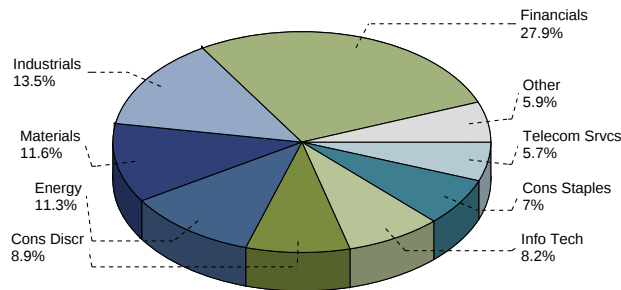
Index Constituent Characteristics

	MSCI All China
Number of Constituents	753
	Mkt Cap (USD Millions)
Index	1,594,217.7
Average	2,117.2
Largest	61,049.7
Smallest	0.4
Median	969.5
Top 10 Constituents	326,315.9

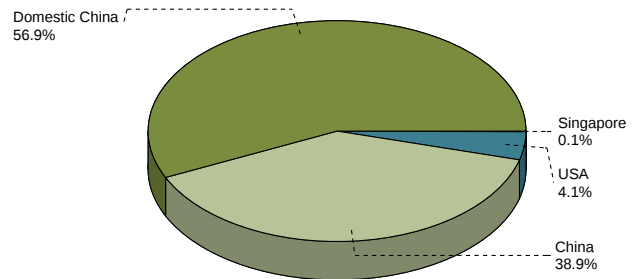
Top 10 Constituents

	Mkt Cap (USD Billions)	Index Weight %	Sector Weight %	GICS® Sector
CHINA MOBILE	61.0	3.83	67.0	Telecom Svcs
ICBC H	39.9	2.50	9.0	Financials
BAIDU SPON ADR	39.4	2.47	30.0	Info Tech
CNOOC	36.5	2.29	20.2	Energy
CHINA CONSTRUCTION BK H	35.7	2.24	8.0	Financials
PETROCHINA CO H	27.2	1.71	15.1	Energy
BANK OF CHINA H	24.2	1.52	5.4	Financials
TENCENT HOLDINGS LIM(CN)	24.0	1.50	18.3	Info Tech
CHINA MERCHANTS BANK A	19.7	1.24	4.4	Financials
CHINA LIFE INSURANCE H	18.7	1.17	4.2	Financials
Total	326.3	20.47		

Sector Weights



Security domicile



Index Methodology

The **MSCI All China Indices** are composite indices that comprise of the MSCI Overseas China Indices, the MSCI China Indices and the MSCI China A Indices. The MSCI Overseas China Indices include China equity securities listed in the USA and Singapore. The MSCI China Indices include H shares, B shares, Red Chips and P Chips listed in Hong Kong and China, while the MSCI China A Indices includes A shares listed in China. The MSCI Overseas China Indices employ similar size and liquidity requirements as the MSCI China Indices constructed under the MSCI Global Investable Market Indices (GIMI) methodology. In addition, the MSCI Overseas China Indices also exclude companies formed through reverse merger and on the SGX Watch List. The MSCI All China Indices are reviewed on a quarterly basis.

MSCI Inc. is a leading provider of investment decision support tools to investors globally, including asset managers, banks, hedge funds and pension funds. MSCI products and services include indices, portfolio risk and performance analytics, and governance tools. The company's flagship product offerings are: the MSCI indices which include over 148,000 daily indices covering more than 70 countries; Barra portfolio risk and performance analytics covering global equity and fixed income markets; RiskMetrics market and credit risk analytics; ISS governance research and outsourced proxy voting and reporting services; FEA valuation models and risk management software for the energy and commodities markets; and CFRA forensic accounting risk research, legal/regulatory risk assessment and due-diligence. MSCI is headquartered in New York, with research and commercial offices around the world.

The information contained herein (the "Information") may not be reproduced or disseminated in whole or in part without prior written permission from MSCI. The Information may not be used to verify or correct other data, to create indices, risk models, or analytics, or in connection with issuing, offering, sponsoring, managing or marketing any securities, portfolios, financial products or other investment vehicles. Historical data and analysis should not be taken as an indication or guarantee of any future performance, analysis, forecast or prediction. None of the Information or MSCI index or other product or service constitutes an offer to buy or sell, or a promotion or recommendation of, any security, financial instrument or product or trading strategy. Further, none of the Information or any MSCI index is intended to constitute investment advice or a recommendation to make (or refrain from making) any kind of investment decision and may not be relied on as such. The Information is provided "as is" and the user of the Information assumes the entire risk of any use it may make or permit to be made of the Information. NONE OF MSCI INC. OR ANY OF ITS SUBSIDIARIES OR ITS OR THEIR DIRECT OR INDIRECT SUPPLIERS OR ANY THIRD PARTY INVOLVED IN THE MAKING OR COMPILING OF THE INFORMATION (EACH, AN "MSCI PARTY") MAKES ANY WARRANTIES OR REPRESENTATIONS AND, TO THE MAXIMUM EXTENT PERMITTED BY LAW, EACH MSCI PARTY HEREBY EXPRESSLY DISCLAIMS ALL IMPLIED WARRANTIES, INCLUDING WARRANTIES OF MERCHANTABILITY AND FITNESS FOR A PARTICULAR PURPOSE. WITHOUT LIMITING ANY OF THE FOREGOING AND TO THE MAXIMUM EXTENT PERMITTED BY LAW, IN NO EVENT SHALL ANY OF THE MSCI PARTIES HAVE ANY LIABILITY REGARDING ANY OF THE INFORMATION FOR ANY DIRECT, INDIRECT, SPECIAL, PUNITIVE, CONSEQUENTIAL (INCLUDING LOST PROFITS) OR ANY OTHER DAMAGES EVEN IF NOTIFIED OF THE POSSIBILITY OF SUCH DAMAGES. The foregoing shall not exclude or limit any liability that may not by applicable law be excluded or limited.