

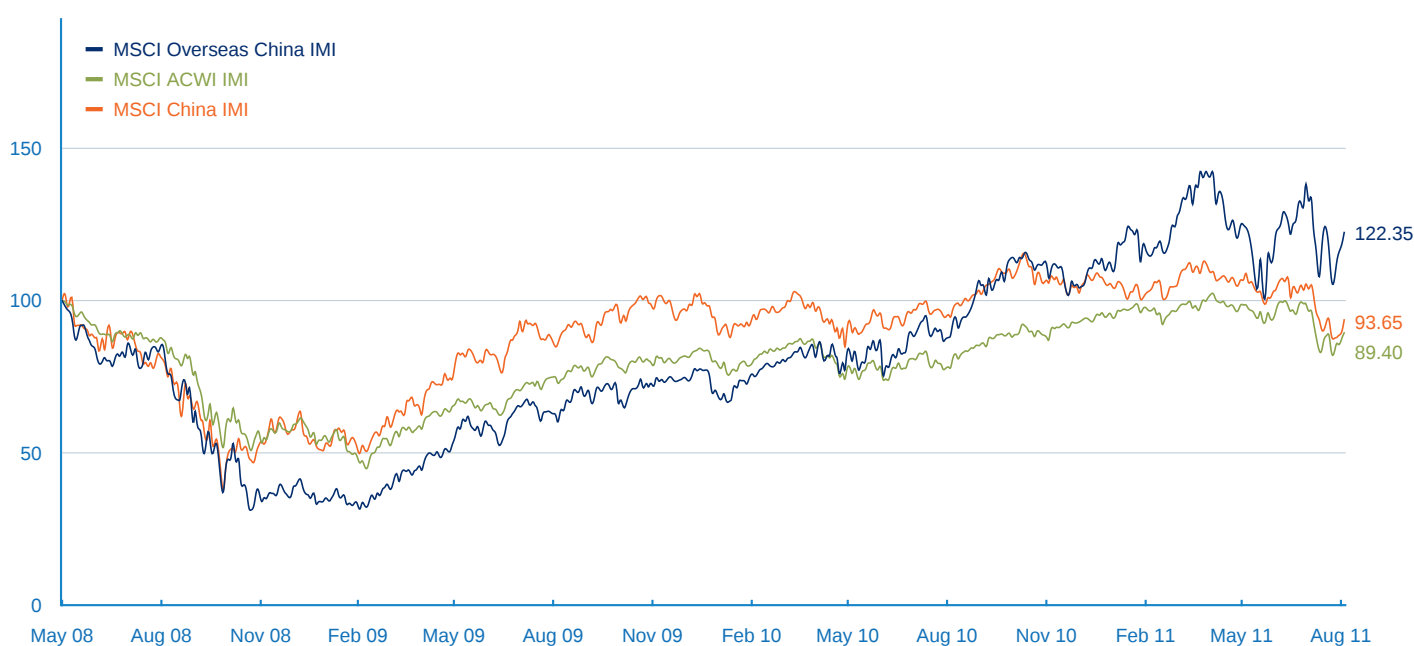
MSCI Overseas China IMI



Indices

The **MSCI Overseas China Investable Market Index (IMI)** captures large, mid and small cap representation across all China securities (including ADRs) listed on the NYSE Euronext (New York), the New York AMEX and the Singapore exchanges. The index provides investors with a broader investable universe of China companies when combined with the MSCI China IMI and the MSCI China A IMI Indices.

Cumulative Index Performance - Total Returns May 2008 – Aug 2011 (USD)



Index Performance - Total Returns (%) Aug 31, 2011

	1 Mo	3 Mo	YTD	1 Yr	Annualized		
					3 Yr	5 Yr	Since May 30, 2008
MSCI Overseas China IMI	-7.84	-3.19	18.26	38.56	13.06	NA	6.39
MSCI ACWI IMI	-7.44	-10.42	-4.44	14.90	0.62	1.52	-3.38
MSCI China IMI	-9.84	-14.14	-10.90	-0.93	4.65	13.25	-2.00

Quick Facts

Weighting Methodology:	Free Float Adj Mkt Cap
Review Frequency:	quarterly
Base Value:	1000.0
Base Date:	May 30, 2008
Date of Introduction:	Sep 07, 2011

MSCI Overseas China IMI was launched on September 7th, 2011. Data prior to the launch date is back-tested data (i.e. calculations of how the index might have performed over that time period had the index existed).

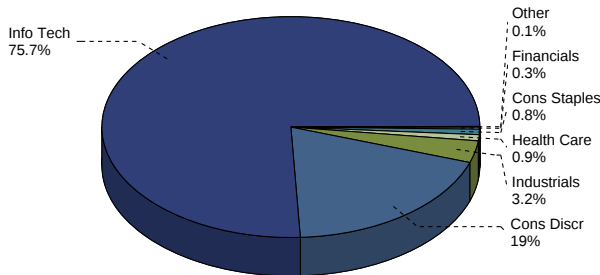
Index Constituent Characteristics

MSCI Overseas China IMI	
Number of Constituents	62
Mkt Cap (USD Millions)	
Index	77,911.3
Average	1,256.6
Largest	39,426.7
Smallest	43.2
Median	143.0
Top 10 Constituents	67,499.3


Top 10 Constituents

	Mkt Cap (USD Billions)	Index Weight %	Sector Weight %	GICS® Sector
BAIDU SPON ADR	39.4	50.60	66.8	Info Tech
SINA CORP	6.2	7.98	10.5	Info Tech
CTRIP COM INTL ADR	6.0	7.69	40.5	Cons Discr
NETEASE COM ADR	3.9	5.05	6.7	Info Tech
NEW ORIENTAL EDUCAT ADR	3.6	4.56	24.0	Cons Discr
FOCUS MEDIA HOLDING ADR	3.2	4.09	21.5	Cons Discr
SOHU.COM	2.5	3.20	4.2	Info Tech
HOME INNS & HOTELS ADR	0.9	1.21	6.4	Cons Discr
COSCO CORP SINGAPORE	0.9	1.20	37.9	Industrials
PERFECT WORLD CO ADR	0.8	1.05	1.4	Info Tech
Total	67.5	86.64		

Sector Weights



Security domicile



Index Methodology

The **MSCI Overseas China Indices** are standalone indices designed to capture the investment opportunity set of China equity securities listed outside the Greater China region. The MSCI Overseas China Indices include China equity securities listed in the USA and Singapore. The indices employ similar size and liquidity requirements as the MSCI China Indices constructed under the MSCI Global Investable Market Indices (GIMI) methodology. In addition, the MSCI Overseas China Indices exclude companies formed through reverse merger and on the SGX Watch List. The MSCI Overseas China Indices are reconstituted annually and reviewed on a quarterly basis for size migration. At each quarterly rebalancing, buffer rules are applied to help maintain index stability and minimize turnover."

MSCI Inc. is a leading provider of investment decision support tools to investors globally, including asset managers, banks, hedge funds and pension funds. MSCI products and services include indices, portfolio risk and performance analytics, and governance tools. The company's flagship product offerings are: the MSCI indices which include over 148,000 daily indices covering more than 70 countries; Barra portfolio risk and performance analytics covering global equity and fixed income markets; RiskMetrics market and credit risk analytics; ISS governance research and outsourced proxy voting and reporting services; FEA valuation models and risk management software for the energy and commodities markets; and CFRA forensic accounting risk research, legal/regulatory risk assessment and due-diligence. MSCI is headquartered in New York, with research and commercial offices around the world.

The information contained herein (the "Information") may not be reproduced or disseminated in whole or in part without prior written permission from MSCI. The Information may not be used to verify or correct other data, to create indices, risk models, or analytics, or in connection with issuing, offering, sponsoring, managing or marketing any securities, portfolios, financial products or other investment vehicles. Historical data and analysis should not be taken as an indication or guarantee of any future performance, analysis, forecast or prediction. None of the Information or MSCI index or other product or service constitutes an offer to buy or sell, or a promotion or recommendation of, any security, financial instrument or product or trading strategy. Further, none of the Information or any MSCI index is intended to constitute investment advice or a recommendation to make (or refrain from making) any kind of investment decision and may not be relied on as such. The Information is provided "as is" and the user of the Information assumes the entire risk of any use it may make or permit to be made of the Information. NONE OF MSCI INC. OR ANY OF ITS SUBSIDIARIES OR ITS OR THEIR DIRECT OR INDIRECT SUPPLIERS OR ANY THIRD PARTY INVOLVED IN THE MAKING OR COMPILING OF THE INFORMATION (EACH, AN "MSCI PARTY") MAKES ANY WARRANTIES OR REPRESENTATIONS AND, TO THE MAXIMUM EXTENT PERMITTED BY LAW, EACH MSCI PARTY HEREBY EXPRESSLY DISCLAIMS ALL IMPLIED WARRANTIES, INCLUDING WARRANTIES OF MERCHANTABILITY AND FITNESS FOR A PARTICULAR PURPOSE. WITHOUT LIMITING ANY OF THE FOREGOING AND TO THE MAXIMUM EXTENT PERMITTED BY LAW, IN NO EVENT SHALL ANY OF THE MSCI PARTIES HAVE ANY LIABILITY REGARDING ANY OF THE INFORMATION FOR ANY DIRECT, INDIRECT, SPECIAL, PUNITIVE, CONSEQUENTIAL (INCLUDING LOST PROFITS) OR ANY OTHER DAMAGES EVEN IF NOTIFIED OF THE POSSIBILITY OF SUCH DAMAGES. The foregoing shall not exclude or limit any liability that may not be applicable law be excluded or limited.