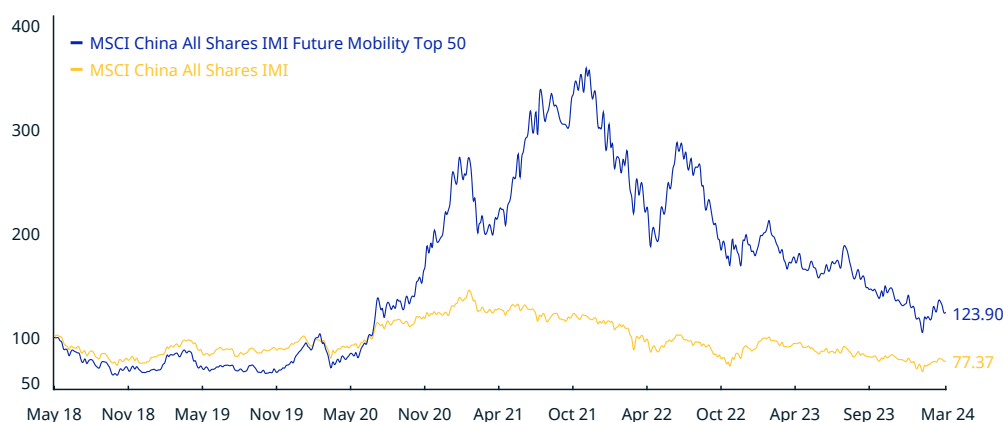


# MSCI China All Shares IMI Future Mobility Top 50 Index (USD)

The MSCI China All Shares IMI Future Mobility Top 50 Index captures large, mid and small-cap representation across China A-shares, B-shares, H-shares, Red-chips, P-chips and foreign listings (e.g. ADRs). The index reflects the opportunity set of China share classes listed in the US, Hong Kong, Shanghai and Shenzhen. It is based on the concept of the integrated MSCI China equity universe with China A shares included at 100% of free float adjusted market capitalization. The index aims to represent the performance of the 50 largest companies that are expected to derive significant revenues from energy storage technologies, autonomous vehicles, shared mobility and new transportation methods. The index is further diversified by capping securities to a maximum weight of 10% at each index review.

For a complete description of the index methodology, please see [Index methodology - MSCI](#).

## CUMULATIVE INDEX PERFORMANCE – NET RETURNS (USD) (MAY 2018 – MAR 2024)



## ANNUAL PERFORMANCE (%)

Year	MSCI China All Shares IMI Future Mobility Top 50	MSCI China All Shares IMI
2023	-21.35	-10.14
2022	-42.92	-23.66
2021	35.40	-7.76
2020	177.18	32.30
2019	25.77	26.36

## INDEX PERFORMANCE – NET RETURNS (%) (MAR 29, 2024)

	1 Mo	3 Mo	1 Yr	YTD	ANNUALIZED			
					3 Yr	5 Yr	10 Yr	Since May 31, 2018
MSCI China All Shares IMI Future Mobility Top 50	-4.04	-11.91	-30.45	-11.91	-15.18	8.65	na	3.74
MSCI China All Shares IMI	1.01	-3.25	-17.79	-3.25	-14.64	-3.69	na	-4.30

## FUNDAMENTALS (MAR 29, 2024)

Div Yld (%)	P/E	P/E Fwd	P/BV
1.17	27.64	19.07	2.43
2.42	15.32	10.26	1.37

## INDEX RISK AND RETURN CHARACTERISTICS (MAY 31, 2018 – MAR 29, 2024)

	Beta	Tracking Error (%)	Turnover (%) <sup>1</sup>	ANNUALIZED STD DEV (%) <sup>2</sup>			SHARPE RATIO <sup>2,3</sup>			Since May 31, 2018	MAXIMUM DRAWDOWN	
				3 Yr	5 Yr	10 Yr	3 Yr	5 Yr	10 Yr		(%)	Period YYYY-MM-DD
MSCI China All Shares IMI Future Mobility Top 50	1.41	26.72	19.26	40.92	41.14	na	-0.26	0.35	na	0.23	70.01	2021-11-22–2024-02-05
MSCI China All Shares IMI	1.00	0.00	9.80	23.68	22.09	na	-0.66	-0.15	na	-0.18	52.92	2021-02-17–2024-02-05

<sup>1</sup> Last 12 months

<sup>2</sup> Based on monthly net returns data

<sup>3</sup> Based on NY FED Overnight SOFR from Sep 1 2021 & on ICE LIBOR 1M prior that date

MSCI China All Shares IMI Future Mobility Top 50 Index (USD)

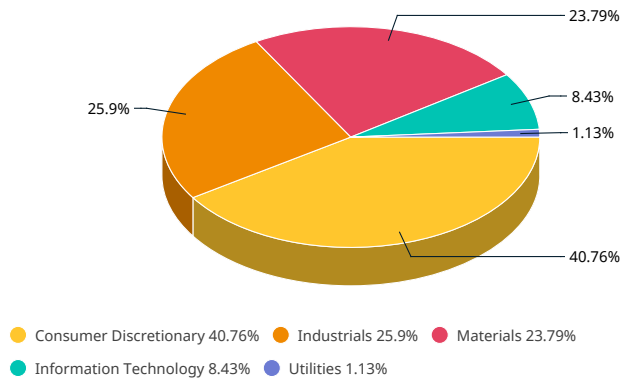
INDEX CHARACTERISTICS

	MSCI China All Shares IMI Future Mobility Top 50	MSCI China All Shares IMI
Number of Constituents	50	3,944
Weight (%)		
Largest	11.36	6.52
Smallest	0.33	0.00
Average	2.00	0.03
Median	1.13	0.01

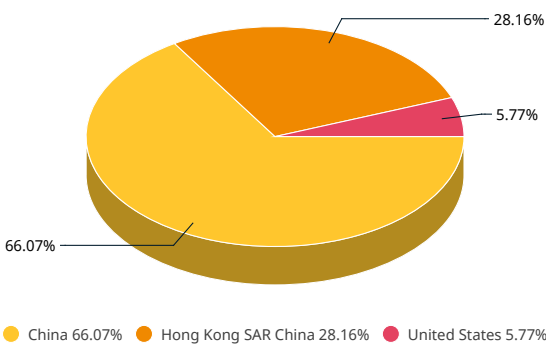
TOP 10 CONSTITUENTS

	Index Wt. (%)	Parent Index Wt. (%)	Sector
CONTEMPORARY A	11.36	0.88	Industrials
LI AUTO (HK)	9.23	0.45	Cons Discr
BYD CO H	6.66	0.68	Cons Discr
GEELY AUTOMOBILE HLDGS	6.60	0.18	Cons Discr
NIO A ADR	5.77	0.15	Cons Discr
SUNGROW POWER SUPPLY A	4.41	0.16	Industrials
BYD CO A	3.79	0.39	Cons Discr
EVE ENERGY A	3.08	0.08	Industrials
TIANQI LITHIUM IND A	2.72	0.07	Materials
XPENG (HK)	2.28	0.12	Cons Discr
Total	55.90	3.18	

SECTOR WEIGHTS



COUNTRY OF LISTING



The MSCI China All Shares IMI Future Mobility Top 50 Index was launched on Oct 06, 2021. Data prior to the launch date is back-tested test (i.e. calculations of how the index might have performed over that time period had the index existed). There are frequently material differences between back-tested performance and actual results. Past performance – whether actual or back-tested – is no indication or guarantee of future performance.

## ABOUT MSCI

MSCI is a leading provider of critical decision support tools and services for the global investment community. With over 45 years of expertise in research, data and technology, we power better investment decisions by enabling clients to understand and analyze key drivers of risk and return and confidently build more effective portfolios. We create industry-leading research-enhanced solutions that clients use to gain insight into and improve transparency across the investment process. To learn more, please visit [www.msci.com](https://www.msci.com).

The information contained herein (the "Information") may not be reproduced or disseminated in whole or in part without prior written permission from MSCI. The Information may not be used to verify or correct other data, to create indexes, risk models, or analytics, or in connection with issuing, offering, sponsoring, managing or marketing any securities, portfolios, financial products or other investment vehicles. Historical data and analysis should not be taken as an indication or guarantee of any future performance, analysis, forecast or prediction. None of the Information or MSCI index or other product or service constitutes an offer to buy or sell, or a promotion or recommendation of, any security, financial instrument or product or trading strategy. Further, none of the Information or any MSCI index is intended to constitute investment advice or a recommendation to make (or refrain from making) any kind of investment decision and may not be relied on as such. The Information is provided "as is" and the user of the Information assumes the entire risk of any use it may make or permit to be made of the Information. NONE OF MSCI INC. OR ANY OF ITS SUBSIDIARIES OR ITS OR THEIR DIRECT OR INDIRECT SUPPLIERS OR ANY THIRD PARTY INVOLVED IN THE MAKING OR COMPILING OF THE INFORMATION (EACH, AN "MSCI PARTY") MAKES ANY WARRANTIES OR REPRESENTATIONS AND, TO THE MAXIMUM EXTENT PERMITTED BY LAW, EACH MSCI PARTY HEREBY EXPRESSLY DISCLAIMS ALL IMPLIED WARRANTIES, INCLUDING WARRANTIES OF MERCHANTABILITY AND FITNESS FOR A PARTICULAR PURPOSE. WITHOUT LIMITING ANY OF THE FOREGOING AND TO THE MAXIMUM EXTENT PERMITTED BY LAW, IN NO EVENT SHALL ANY OF THE MSCI PARTIES HAVE ANY LIABILITY REGARDING ANY OF THE INFORMATION FOR ANY DIRECT, INDIRECT, SPECIAL, PUNITIVE, CONSEQUENTIAL (INCLUDING LOST PROFITS) OR ANY OTHER DAMAGES EVEN IF NOTIFIED OF THE POSSIBILITY OF SUCH DAMAGES. The foregoing shall not exclude or limit any liability that may not by applicable law be excluded or limited.

© 2024 MSCI Inc. All rights reserved.

