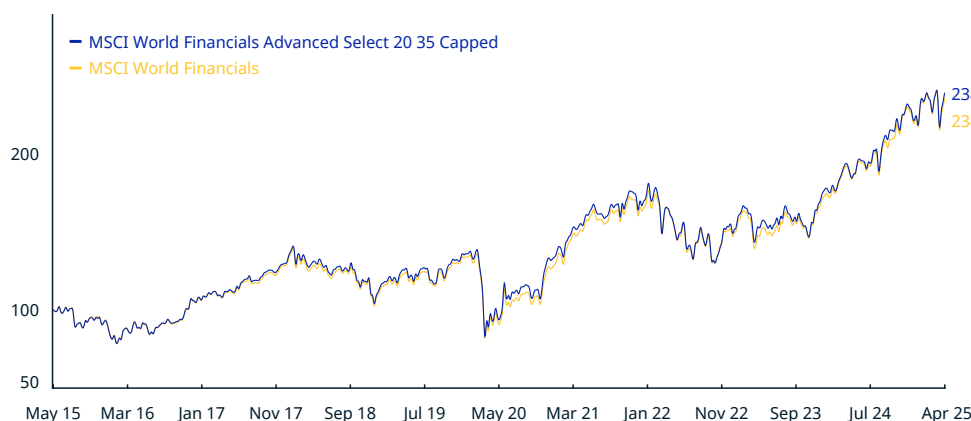


MSCI World Financials Advanced Select 20 35 Capped Index (USD)

The MSCI World Financials Advanced Select 20 35 Capped Index is based on MSCI World Financials Index, its parent index, which includes large and mid-cap stocks across 23 Developed Markets (DM) countries*. The index is designed to support investors seeking to increase exposure to positive environmental, social and governance (ESG) factors by 20% and aim to reduce the carbon-equivalent exposure to carbon dioxide (CO2) and other greenhouse gases (GHG) as well as their exposure to potential emissions risk of fossil fuel reserves by thirty percent (30%) relative to the Parent Index. All securities in the index are classified in the Financials sector as per the Global Industry Classification Standard (GICS®). The index is weighted in accordance with the MSCI Capped Indexes methodology, such that the largest group entity within each Index is capped at 35% while all other group entities are capped at 20%, with a buffer of 10% applied on these limits at each index rebalancing.

For a complete description of the index methodology, please see [Index methodology - MSCI](#).

CUMULATIVE INDEX PERFORMANCE – NET RETURNS (USD) (MAY 2015 – APR 2025)



ANNUAL PERFORMANCE (%)

Year	MSCI World Financials Advanced Select 20 35 Capped	MSCI World Financials
2024	25.07	26.67
2023	17.13	16.16
2022	-11.25	-10.19
2021	26.25	27.87
2020	-0.61	-2.84
2019	25.68	25.51
2018	-16.84	-16.97
2017	23.86	22.74
2016	13.25	12.47

INDEX PERFORMANCE – NET RETURNS (%) (APR 30, 2025)

	1 Mo	3 Mo	1 Yr	YTD	ANNUALIZED				Since May 29, 2015
					3 Yr	5 Yr	10 Yr		
MSCI World Financials Advanced Select 20 35 Capped	1.97	1.14	28.37	7.46	16.57	18.78	na	9.15	
MSCI World Financials	0.58	0.09	26.73	6.68	16.33	19.09	na	8.98	

FUNDAMENTALS (APR 30, 2025)

Div Yld (%)	P/E	P/E Fwd	P/BV
3.00	15.05	13.10	1.95
2.64	14.64	13.25	1.82

INDEX RISK AND RETURN CHARACTERISTICS (MAY 29, 2015 – APR 30, 2025)

	Beta	Tracking Error (%)	Turnover (%) ¹	ANNUALIZED STD DEV (%) ²			SHARPE RATIO ^{2,3}			Since May 29, 2015	MAXIMUM DRAWDOWN	
				3 Yr	5 Yr	10 Yr	3 Yr	5 Yr	10 Yr		(%)	Period YYYY-MM-DD
MSCI World Financials Advanced Select 20 35 Capped	1.01	1.82	27.08	18.70	19.57	na	0.69	0.84	na	0.45	43.54	2018-01-26–2020-03-23
MSCI World Financials	1.00	0.00	2.22	18.47	19.03	na	0.68	0.88	na	0.45	44.02	2018-01-26–2020-03-23

¹ Last 12 months

² Based on monthly net returns data

³ Based on NY FED Overnight SOFR from Sep 1 2021 & on ICE LIBOR 1M prior that date

MSCI World Financials Advanced Select 20 35 Capped Index (USD)

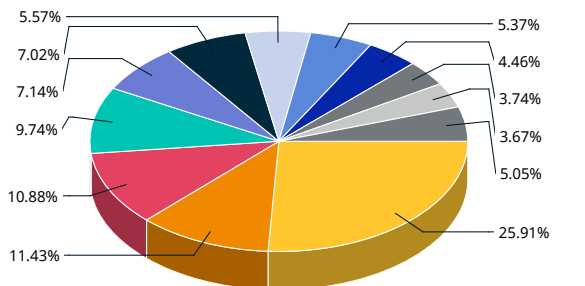
INDEX CHARACTERISTICS

	MSCI World Financials Advanced Select 20 35 Capped	MSCI World Financials
Number of Constituents	232	234
Weight (%)		
Largest	5.40	6.00
Smallest	0.02	0.02
Average	0.43	0.43
Median	0.10	0.20

TOP 10 CONSTITUENTS

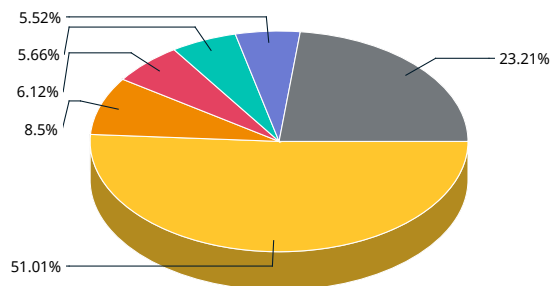
	Country	Index Wt. (%)	Parent Index Wt. (%)
MASTERCARD A	US	5.40	3.80
VISA A	US	4.81	5.05
JPMORGAN CHASE & CO	US	4.35	5.82
BERKSHIRE HATHAWAY B	US	3.34	6.00
ZURICH INSURANCE GROUP	CH	2.79	0.88
AXA	FR	2.62	0.71
S&P GLOBAL	US	2.53	1.34
BANK NOVA SCOTIA	CA	2.28	0.53
AMERICAN EXPRESS	US	2.21	1.27
MORGAN STANLEY	US	2.18	1.18
Total		32.51	26.55

SUB-INDUSTRY WEIGHTS



- Diversified Banks 25.91%
- Transaction & Payment Processing Services 11.43%
- Financial Exchanges & Data 10.88%
- Multi-line Insurance 9.74%
- Property & Casualty Insurance 7.14%
- Life & Health Insurance 7.02%
- Asset Management & Custody Banks 5.57%
- Investment Banking & Brokerage 5.37%
- Consumer Finance 4.46%
- Multi-Sector Holdings 3.74%
- Reinsurance 3.67%
- Other 5.05%

COUNTRY WEIGHTS



- United States 51.01%
- Canada 8.5%
- Germany 6.12%
- Switzerland 5.66%
- United Kingdom 5.52%
- Other 23.21%

* DM countries include: Australia, Austria, Belgium, Canada, Denmark, Finland, France, Germany, Hong Kong, Ireland, Israel, Italy, Japan, Netherlands, New Zealand, Norway, Portugal, Singapore, Spain, Sweden, Switzerland, the UK and the US.

The MSCI ESG Target Indexes were renamed the MSCI Advanced Indexes as of Feb 3, 2025.

The MSCI World Financials Advanced Select 20 35 Capped Index was launched on Jan 07, 2022. Data prior to the launch date is back-tested test (i.e. calculations of how the index might have performed over that time period had the index existed). There are frequently material differences between back-tested performance and actual results. Past performance – whether actual or back-tested – is no indication or guarantee of future performance.

ABOUT MSCI

MSCI is a leading provider of critical decision support tools and services for the global investment community. With over 45 years of expertise in research, data and technology, we power better investment decisions by enabling clients to understand and analyze key drivers of risk and return and confidently build more effective portfolios. We create industry-leading research-enhanced solutions that clients use to gain insight into and improve transparency across the investment process. To learn more, please visit www.msci.com.

The information contained herein (the "Information") may not be reproduced or disseminated in whole or in part without prior written permission from MSCI. The Information may not be used to verify or correct other data, to create indexes, risk models, or analytics, or in connection with issuing, offering, sponsoring, managing or marketing any securities, portfolios, financial products or other investment vehicles. Historical data and analysis should not be taken as an indication or guarantee of any future performance, analysis, forecast or prediction. None of the Information or MSCI index or other product or service constitutes an offer to buy or sell, or a promotion or recommendation of, any security, financial instrument or product or trading strategy. Further, none of the Information or any MSCI index is intended to constitute investment advice or a recommendation to make (or refrain from making) any kind of investment decision and may not be relied on as such. The Information is provided "as is" and the user of the Information assumes the entire risk of any use it may make or permit to be made of the Information. NONE OF MSCI INC. OR ANY OF ITS SUBSIDIARIES OR ITS OR THEIR DIRECT OR INDIRECT SUPPLIERS OR ANY THIRD PARTY INVOLVED IN THE MAKING OR COMPILING OF THE INFORMATION (EACH, AN "MSCI PARTY") MAKES ANY WARRANTIES OR REPRESENTATIONS AND, TO THE MAXIMUM EXTENT PERMITTED BY LAW, EACH MSCI PARTY HEREBY EXPRESSLY DISCLAIMS ALL IMPLIED WARRANTIES, INCLUDING WARRANTIES OF MERCHANTABILITY AND FITNESS FOR A PARTICULAR PURPOSE. WITHOUT LIMITING ANY OF THE FOREGOING AND TO THE MAXIMUM EXTENT PERMITTED BY LAW, IN NO EVENT SHALL ANY OF THE MSCI PARTIES HAVE ANY LIABILITY REGARDING ANY OF THE INFORMATION FOR ANY DIRECT, INDIRECT, SPECIAL, PUNITIVE, CONSEQUENTIAL (INCLUDING LOST PROFITS) OR ANY OTHER DAMAGES EVEN IF NOTIFIED OF THE POSSIBILITY OF SUCH DAMAGES. The foregoing shall not exclude or limit any liability that may not by applicable law be excluded or limited.

© 2025 MSCI Inc. All rights reserved.

