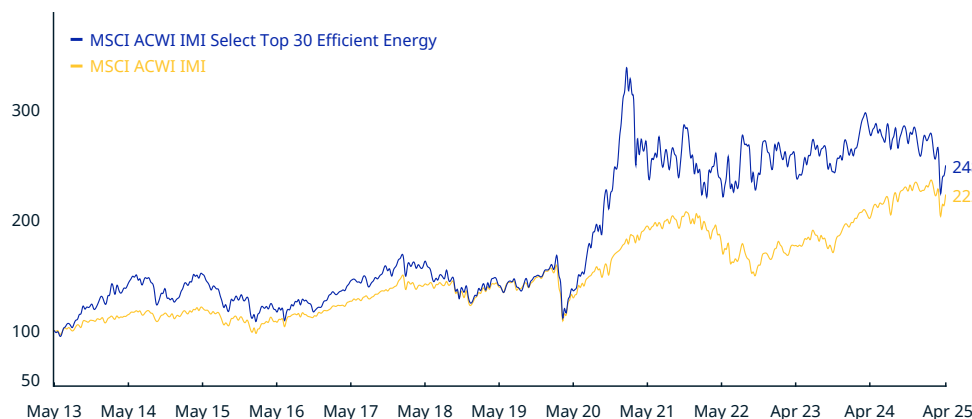


# MSCI ACWI IMI Select Top 30 Efficient Energy Index (USD)

The MSCI ACWI IMI Select Top 30 Efficient Energy Index is based on the MSCI ACWI IMI Index, its parent index, and includes large, mid and small-cap securities across 23 Developed Markets (DM) and 24 Emerging Markets (EM) countries\*. The index aims to represent the performance of the 30 largest companies that are associated with the development of new products and services focused on power generation using renewable sources. The index is further diversified by capping securities to a maximum weight of 10% at each index review.

For a complete description of the index methodology, please see [Index methodology - MSCI](#).

## CUMULATIVE INDEX PERFORMANCE – PRICE RETURNS (USD) (MAY 2013 – APR 2025)



## ANNUAL PERFORMANCE (%)

Year	MSCI ACWI IMI Select Top 30 Efficient Energy	MSCI ACWI IMI
2024	-4.13	14.61
2023	8.79	19.48
2022	-1.76	-19.84
2021	-12.80	16.52
2020	86.76	14.36
2019	23.55	23.86
2018	-21.00	-11.79
2017	29.87	21.66
2016	-5.17	6.18
2015	0.98	-4.03
2014	2.39	1.85

## INDEX PERFORMANCE – PRICE RETURNS (%) (APR 30, 2025)

					ANNUALIZED			
	1 Mo	3 Mo	1 Yr	YTD	3 Yr	5 Yr	10 Yr	Since May 31, 2013
MSCI ACWI IMI Select Top 30 Efficient Energy	-2.66	-9.69	-9.90	-4.00	2.37	12.69	5.35	7.95
MSCI ACWI IMI	0.78	-4.28	9.39	-1.21	7.80	11.04	6.45	6.94

## FUNDAMENTALS (APR 30, 2025)

Div Yld (%)	P/E	P/E Fwd	P/BV
2.26	19.17	16.37	2.66
1.99	20.35	16.89	2.79

## INDEX RISK AND RETURN CHARACTERISTICS (MAY 31, 2013 – APR 30, 2025)

	Beta	Tracking Error (%)	Turnover (%) <sup>1</sup>	ANNUALIZED STD DEV (%) <sup>2</sup>			SHARPE RATIO <sup>2,3</sup>			Since May 31, 2013	MAXIMUM DRAWDOWN	
				3 Yr	5 Yr	10 Yr	3 Yr	5 Yr	10 Yr		(%)	Period YYYY-MM-DD
MSCI ACWI IMI Select Top 30 Efficient Energy	1.27	13.55	31.34	22.89	26.09	23.06	0.02	0.48	0.25	0.38	38.98	2018-01-23–2020-03-23
MSCI ACWI IMI	1.00	0.00	2.30	15.66	15.40	15.06	0.28	0.59	0.36	0.42	34.68	2020-02-12–2020-03-23

<sup>1</sup> Last 12 months

<sup>2</sup> Based on monthly price returns data

<sup>3</sup> Based on NY FED Overnight SOFR from Sep 1 2021 & on ICE LIBOR 1M prior that date

## MSCI ACWI IMI Select Top 30 Efficient Energy Index (USD)

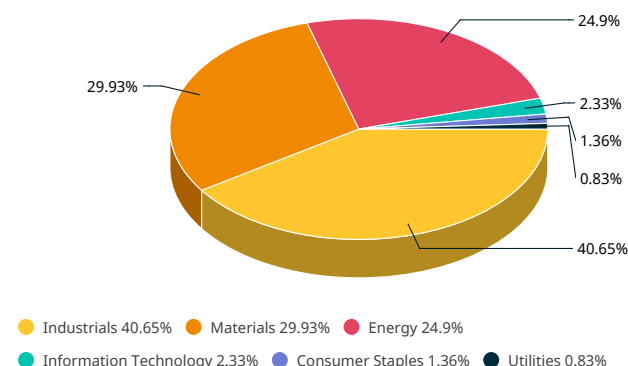
### INDEX CHARACTERISTICS

	MSCI ACWI IMI Select Top 30 Efficient Energy	MSCI ACWI IMI
<b>Number of Constituents</b>	29	8,390
	<b>Weight (%)</b>	
<b>Largest</b>	12.65	3.73
<b>Smallest</b>	0.55	0.00
<b>Average</b>	3.45	0.01
<b>Median</b>	1.87	0.00

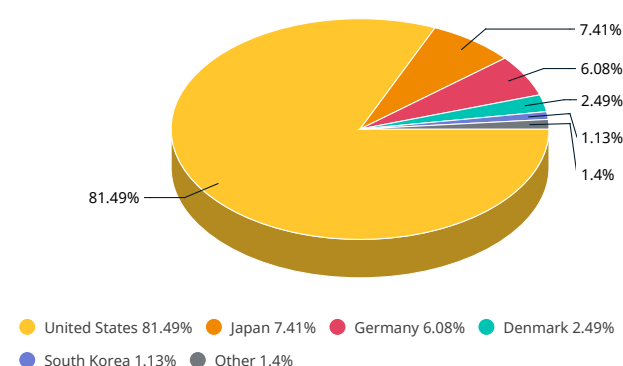
### TOP 10 CONSTITUENTS

	Country	Index Wt. (%)	Parent Index Wt. (%)	Sector
GE VERNOVA	US	12.65	0.12	Industrials
LINDE (NEW)	US	11.23	0.25	Materials
AIR PRODUCTS & CHEMICALS	US	7.46	0.07	Materials
SHIN-ETSU CHEMICAL CO	JP	6.71	0.06	Materials
SIEMENS ENERGY	DE	6.08	0.06	Industrials
PACCAR	US	5.86	0.06	Industrials
SCHLUMBERGER	US	5.81	0.05	Energy
MARATHON PETROLEUM	US	5.47	0.05	Energy
CUMMINS	US	4.99	0.05	Industrials
VALERO ENERGY CORP	US	4.55	0.04	Energy
<b>Total</b>		<b>70.81</b>	<b>0.81</b>	

### SECTOR WEIGHTS



### COUNTRY WEIGHTS



\* DM countries include: Australia, Austria, Belgium, Canada, Denmark, Finland, France, Germany, Hong Kong, Ireland, Israel, Italy, Japan, Netherlands, New Zealand, Norway, Portugal, Singapore, Spain, Sweden, Switzerland, the UK and the US. EM countries include: Brazil, Chile, China, Colombia, Czech Republic, Egypt, Greece, Hungary, India, Indonesia, Korea, Kuwait, Malaysia, Mexico, Peru, Philippines, Poland, Qatar, Saudi Arabia, South Africa, Taiwan, Thailand, Turkey and United Arab Emirates.

The MSCI ACWI IMI Select Top 30 Efficient Energy Index was launched on Oct 06, 2020. Data prior to the launch date is back-tested test (i.e. calculations of how the index might have performed over that time period had the index existed). There are frequently material differences between back-tested performance and actual results. Past performance – whether actual or back-tested – is no indication or guarantee of future performance.

## ABOUT MSCI

MSCI is a leading provider of critical decision support tools and services for the global investment community. With over 45 years of expertise in research, data and technology, we power better investment decisions by enabling clients to understand and analyze key drivers of risk and return and confidently build more effective portfolios. We create industry-leading research-enhanced solutions that clients use to gain insight into and improve transparency across the investment process. To learn more, please visit [www.msci.com](http://www.msci.com).

The information contained herein (the "Information") may not be reproduced or disseminated in whole or in part without prior written permission from MSCI. The Information may not be used to verify or correct other data, to create indexes, risk models, or analytics, or in connection with issuing, offering, sponsoring, managing or marketing any securities, portfolios, financial products or other investment vehicles. Historical data and analysis should not be taken as an indication or guarantee of any future performance, analysis, forecast or prediction. None of the Information or MSCI index or other product or service constitutes an offer to buy or sell, or a promotion or recommendation of, any security, financial instrument or product or trading strategy. Further, none of the Information or any MSCI index is intended to constitute investment advice or a recommendation to make (or refrain from making) any kind of investment decision and may not be relied on as such. The Information is provided "as is" and the user of the Information assumes the entire risk of any use it may make or permit to be made of the Information. NONE OF MSCI INC. OR ANY OF ITS SUBSIDIARIES OR ITS OR THEIR DIRECT OR INDIRECT SUPPLIERS OR ANY THIRD PARTY INVOLVED IN THE MAKING OR COMPILING OF THE INFORMATION (EACH, AN "MSCI PARTY") MAKES ANY WARRANTIES OR REPRESENTATIONS AND, TO THE MAXIMUM EXTENT PERMITTED BY LAW, EACH MSCI PARTY HEREBY EXPRESSLY DISCLAIMS ALL IMPLIED WARRANTIES, INCLUDING WARRANTIES OF MERCHANTABILITY AND FITNESS FOR A PARTICULAR PURPOSE. WITHOUT LIMITING ANY OF THE FOREGOING AND TO THE MAXIMUM EXTENT PERMITTED BY LAW, IN NO EVENT SHALL ANY OF THE MSCI PARTIES HAVE ANY LIABILITY REGARDING ANY OF THE INFORMATION FOR ANY DIRECT, INDIRECT, SPECIAL, PUNITIVE, CONSEQUENTIAL (INCLUDING LOST PROFITS) OR ANY OTHER DAMAGES EVEN IF NOTIFIED OF THE POSSIBILITY OF SUCH DAMAGES. The foregoing shall not exclude or limit any liability that may not by applicable law be excluded or limited.

© 2025 MSCI Inc. All rights reserved.

