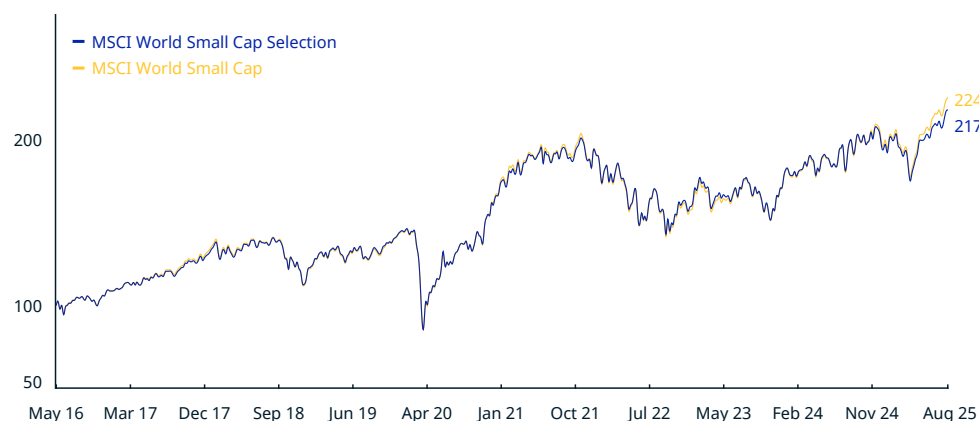


MSCI World Small Cap Selection Index (USD)

The MSCI World Small Cap Selection Index is a free float-adjusted market capitalization-weighted index designed to represent the performance of companies that are selected from the MSCI World Small Cap Index ("Parent Index") based on Environmental, Social and Governance (ESG) criteria. These criteria exclude constituents based on involvement in specific business activities, as well as ESG ratings and exposure to ESG controversies. The Indexes are derived from the MSCI World Small Cap Index and aim to achieve sector weights that reflect the sector weights of the corresponding Parent Index. The MSCI Small Cap World Selection Index consists of Small cap companies in 23 Developed Markets Countries*. The Index construction targets 50% free float-adjusted market capitalization coverage of each Global Industry Classification Standard (GICS®) sector by selecting constituents primarily based on criteria including the ESG rating, and the company's industry-adjusted ESG score. The Index is a member of the MSCI Selection Index series.

For a complete description of the index methodology, please see [Index methodology - MSCI](#).

CUMULATIVE INDEX PERFORMANCE – NET RETURNS (USD) (MAY 2016 – AUG 2025)



ANNUAL PERFORMANCE (%)

Year	MSCI World Small Cap Selection	MSCI World Small Cap
2024	6.74	8.15
2023	14.44	15.76
2022	-17.55	-18.75
2021	16.19	15.75
2020	15.11	15.96
2019	25.77	26.19
2018	-12.14	-13.86
2017	20.67	22.66

INDEX PERFORMANCE – NET RETURNS (%) (AUG 29, 2025)

	1 Mo	3 Mo	1 Yr	YTD	ANNUALIZED			
					3 Yr	5 Yr	10 Yr	Since May 31, 2016
MSCI World Small Cap Selection	5.25	9.69	9.46	11.76	11.10	9.57	na	8.77
MSCI World Small Cap	5.16	11.45	13.45	14.32	12.47	10.28	na	9.16

INDEX RISK AND RETURN CHARACTERISTICS (AUG 29, 2025)

	Turnover (%) ¹	ANNUALIZED STD DEV (%) ²			SHARPE RATIO ^{2,3}				MAXIMUM DRAWDOWN	
		3 Yr	5 Yr	10 Yr	3 Yr	5 Yr	10 Yr	Since May 31, 2016	(%)	Period YYYY-MM-DD
MSCI World Small Cap Selection	18.69	17.93	18.16	na	0.42	0.43	na	0.43	41.00	2020-01-20–2020-03-23
MSCI World Small Cap	13.61	17.99	18.36	na	0.48	0.47	na	0.45	40.93	2020-01-20–2020-03-23

¹ Last 12 months

² Based on monthly net returns data

³ Based on NY FED Overnight SOFR from Sep 1 2021 & on ICE LIBOR 1M prior that date

MSCI World Small Cap Selection Index (USD)

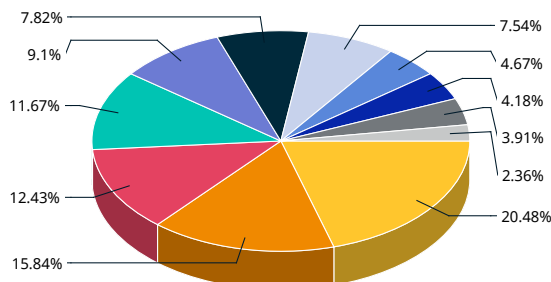
INDEX CHARACTERISTICS

MSCI World Small Cap Selection	
Number of Constituents	1,598
Mkt Cap (USD Millions)	
Index	4,590,895.13
Largest	24,811.62
Smallest	2.73
Average	2,872.90
Median	1,928.49

TOP 10 CONSTITUENTS

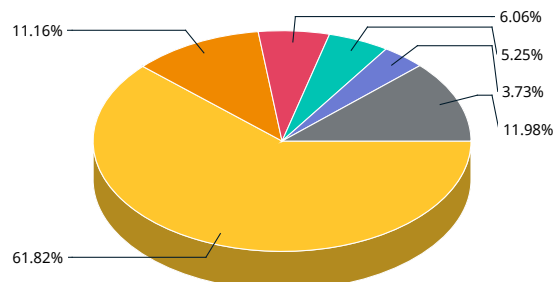
	Float Adj Mkt Cap (USD Billions)	Index Wt. (%)	Sector
COMFORT SYSTEMS USA	24.81	0.54	Industrials
FLEX	19.98	0.44	Info Tech
CURTISS-WRIGHT CORP	18.02	0.39	Industrials
US FOODS HOLDING	17.95	0.39	Cons Staples
GUIDEWIRE SOFTWARE	17.36	0.38	Info Tech
TECHNIPFMC	15.41	0.34	Energy
XPO	15.28	0.33	Industrials
NVENT ELECTRIC PLC	14.88	0.32	Industrials
JONES LANG LASALLE	14.51	0.32	Real Estate
EAST WEST BANCORP	14.49	0.32	Financials
Total	172.70	3.76	

SECTOR WEIGHTS



● Industrials 20.48%
 ● Financials 15.84%
 ● Consumer Discretionary 12.43%
 ● Information Technology 11.67%
 ● Health Care 9.1%
 ● Real Estate 7.82%
 ● Materials 7.54%
 ● Consumer Staples 4.67%
 ● Energy 4.18%
 ● Communication Services 3.91%
 ● Utilities 2.36%

COUNTRY WEIGHTS



● United States 61.82%
 ● Japan 11.16%
 ● United Kingdom 6.06%
 ● Australia 5.25%
 ● Canada 3.73%
 ● Other 11.98%

The MSCI Selection Indexes are products of MSCI Inc. that utilize information such as company ratings and research produced and provided by MSCI ESG Research LLC (MSCI ESG Research), a subsidiary of MSCI Inc.

*Developed Markets countries include: Australia, Austria, Belgium, Canada, Denmark, Finland, France, Germany, Hong Kong, Ireland, Israel, Italy, Japan, Netherlands, New Zealand, Norway, Portugal, Singapore, Spain, Sweden, Switzerland, the UK and the US.

The MSCI ESG Leaders Indexes were renamed the MSCI Selection Indexes as of Feb 3, 2025.

ABOUT MSCI

MSCI is a leading provider of critical decision support tools and services for the global investment community. With over 50 years of expertise in research, data and technology, we power better investment decisions by enabling clients to understand and analyze key drivers of risk and return and confidently build more effective portfolios. We create industry-leading research-enhanced solutions that clients use to gain insight into and improve transparency across the investment process. To learn more, please visit www.msci.com.

The information contained herein (the "Information") may not be reproduced or disseminated in whole or in part without prior written permission from MSCI. The Information may not be used to verify or correct other data, to create any derivative works, to create indexes, risk models, or analytics, or in connection with issuing, offering, sponsoring, managing or marketing any securities, portfolios, financial products or other investment vehicles. Historical data and analysis should not be taken as an indication or guarantee of any future performance, analysis, forecast or prediction. None of the Information or MSCI index or other product or service constitutes an offer to buy or sell, or a promotion or recommendation of, any security, financial instrument or product or trading strategy. Further, none of the Information or any MSCI index is intended to constitute investment advice or a recommendation to make (or refrain from making) any kind of investment decision and may not be relied on as such. MSCI ESG and climate ratings, research and data are produced by MSCI ESG Research LLC, a subsidiary of MSCI Inc. MSCI ESG Indexes, Analytics and Real Estate are products of MSCI Inc. that utilize information from MSCI ESG Research LLC. MSCI Indexes are administered by MSCI Limited (UK) and MSCI Deutschland GmbH. The Information is provided "as is" and the user of the Information assumes the entire risk of any use it may make or permit to be made of the Information. NONE OF MSCI INC. OR ANY OF ITS SUBSIDIARIES OR ITS OR THEIR DIRECT OR INDIRECT SUPPLIERS OR ANY THIRD PARTY INVOLVED IN MAKING OR COMPILING THE INFORMATION (EACH, AN "INFORMATION PROVIDER") MAKES ANY WARRANTIES OR REPRESENTATIONS AND, TO THE MAXIMUM EXTENT PERMITTED BY LAW, EACH INFORMATION PROVIDER HEREBY EXPRESSLY DISCLAIMS ALL IMPLIED WARRANTIES, INCLUDING WARRANTIES OF MERCHANTABILITY AND FITNESS FOR A PARTICULAR PURPOSE. WITHOUT LIMITING ANY OF THE FOREGOING AND TO THE MAXIMUM EXTENT PERMITTED BY LAW, IN NO EVENT SHALL ANY OF THE INFORMATION PROVIDERS HAVE ANY LIABILITY REGARDING ANY OF THE INFORMATION FOR ANY DIRECT, INDIRECT, SPECIAL, PUNITIVE, CONSEQUENTIAL (INCLUDING LOST PROFITS) OR ANY OTHER DAMAGES EVEN IF NOTIFIED OF THE POSSIBILITY OF SUCH DAMAGES. The foregoing shall not exclude or limit any liability that may not be by applicable law be excluded or limited. Privacy notice: For information about how MSCI collects and uses personal data, please refer to our Privacy Notice at www.msci.com/legal/privacy-notice

© 2025 MSCI Inc. All rights reserved.

