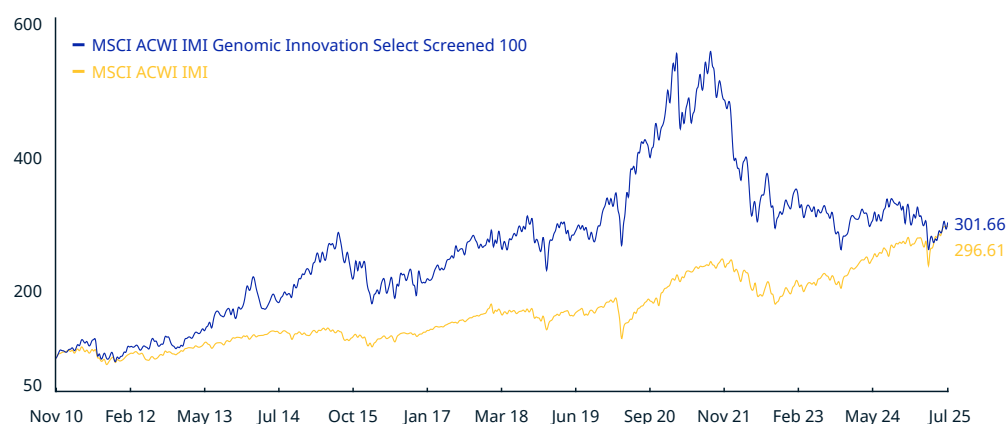


MSCI ACWI IMI Genomic Innovation Select Screened 100 Index (USD)

The MSCI ACWI IMI Genomic Innovation Select Screened 100 Index is based on the MSCI ACWI IMI Index, its parent index, and includes large, mid and small-cap securities across 23 Developed Markets (DM) and 20 Emerging Markets (EM) countries*. The Index aims to represent the performance of a set of companies that are expected to derive significant revenues, based on the underlying index methodology criteria, from the development of new products and services in the field of genomic sequencing, synthesis, analysis or instrumentation, enable bio computing, bioinformatics, molecular diagnostics and agricultural biotechnology while excluding those involved in certain controversial businesses or with relatively low ESG Ratings.

For a complete description of the index methodology, please see [Index methodology - MSCI](#).

CUMULATIVE INDEX PERFORMANCE – PRICE RETURNS (USD) (NOV 2010 – JUL 2025)



ANNUAL PERFORMANCE (%)

Year	MSCI ACWI IMI Genomic Innovation Select Screened 100	MSCI ACWI IMI
2024	-2.58	14.61
2023	-3.87	19.48
2022	-31.96	-19.84
2021	-1.04	16.52
2020	45.61	14.36
2019	33.38	23.86
2018	-8.01	-11.79
2017	29.84	21.66
2016	-14.64	6.18
2015	9.29	-4.03
2014	22.91	1.85
2013	53.35	21.07
2012	14.44	13.77
2011	-5.13	-9.87

INDEX PERFORMANCE – PRICE RETURNS (%) (JUL 31, 2025)

	1 Mo	3 Mo	1 Yr	YTD	ANNUALIZED			
					3 Yr	5 Yr	10 Yr	Since Nov 30, 2010
MSCI ACWI IMI Genomic Innovation Select Screened 100	2.96	6.28	-10.41	-0.80	-5.20	-6.38	0.75	7.81
MSCI ACWI IMI	1.25	11.57	13.36	10.23	12.78	10.76	7.85	7.69

INDEX RISK AND RETURN CHARACTERISTICS (JUL 31, 2025)

	Turnover (%) ¹	ANNUALIZED STD DEV (%) ²			SHARPE RATIO ^{2,3}			Since Nov 30, 2010	MAXIMUM DRAWDOWN	
		3 Yr	5 Yr	10 Yr	3 Yr	5 Yr	10 Yr		(%)	Period YYYY-MM-DD
MSCI ACWI IMI Genomic Innovation Select Screened 100	32.90	18.43	19.87	21.73	-0.45	-0.38	0.05	0.39	54.26	2021-09-06–2025-04-08
MSCI ACWI IMI	2.24	14.54	15.40	15.15	0.59	0.56	0.44	0.48	34.68	2020-02-12–2020-03-23

¹ Last 12 months

² Based on monthly price returns data

³ Based on NY FED Overnight SOFR from Sep 1 2021 & on ICE LIBOR 1M prior that date

MSCI ACWI IMI Genomic Innovation Select Screened 100 Index (USD)

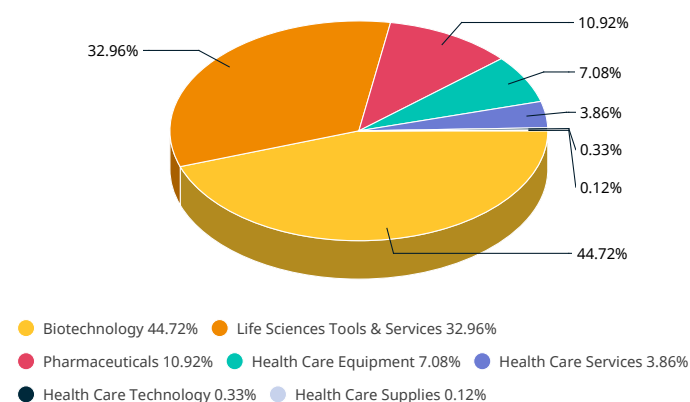
INDEX CHARACTERISTICS

MSCI ACWI IMI Genomic Innovation Select Screened 100	
Number of Constituents	98
Mkt Cap (USD Millions)	
Index	1,748,461.46
Largest	76,105.64
Smallest	460.35
Average	17,841.44
Median	6,859.08

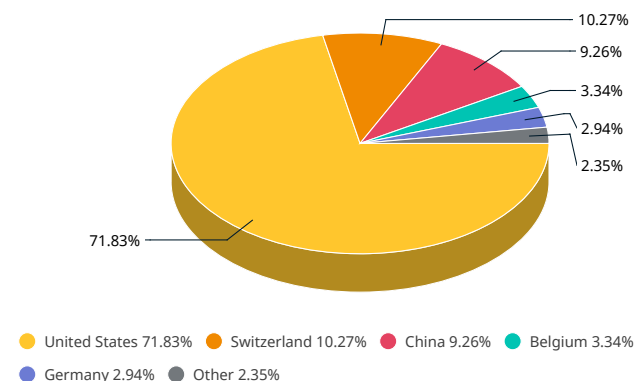
TOP 10 CONSTITUENTS

	Country	Float Adj Mkt Cap (USD Billions)	Index Wt. (%)
LONZA GROUP	CH	76.11	4.35
ABBVIE	US	74.99	4.29
VERTEX PHARMACEUTICALS	US	74.93	4.29
AGILENT TECHNOLOGIES	US	74.20	4.24
ILLUMINA	US	73.96	4.23
DANAHER CORP	US	73.11	4.18
ROCHE HOLDING GENUSS	CH	69.90	4.00
ABBOTT LABORATORIES	US	68.45	3.91
BRISTOL-MYERS SQUIBB CO	US	66.35	3.79
NATERA	US	63.43	3.63
Total		715.43	40.92

SUB-INDUSTRY WEIGHTS



COUNTRY WEIGHTS



*DM countries include: Australia, Austria, Belgium, Canada, Denmark, Finland, France, Germany, Hong Kong, Ireland, Israel, Italy, Japan, Netherlands, New Zealand, Norway, Portugal, Singapore, Spain, Sweden, Switzerland, the UK and the US. EM countries include: Brazil, Chile, China, Colombia, Czech Republic, Greece, Hungary, Indonesia, Korea, Malaysia, Mexico, Peru, Philippines, Poland, Qatar, South Africa, Taiwan, Thailand, Turkey and United Arab Emirates.

The MSCI ESG Screened Indexes were renamed the MSCI Screened Indexes as of Feb 3, 2025.

The MSCI ACWI IMI Genomic Innovation Select Screened 100 Index was launched on Sep 16, 2021. Data prior to the launch date is back-tested test (i.e. calculations of how the index might have performed over that time period had the index existed). There are frequently material differences between back-tested performance and actual results. Past performance – whether actual or back-tested – is no indication or guarantee of future performance.

ABOUT MSCI

MSCI is a leading provider of critical decision support tools and services for the global investment community. With over 50 years of expertise in research, data and technology, we power better investment decisions by enabling clients to understand and analyze key drivers of risk and return and confidently build more effective portfolios. We create industry-leading research-enhanced solutions that clients use to gain insight into and improve transparency across the investment process. To learn more, please visit www.msci.com.

The information contained herein (the "Information") may not be reproduced or disseminated in whole or in part without prior written permission from MSCI. The Information may not be used to verify or correct other data, to create any derivative works, to create indexes, risk models, or analytics, or in connection with issuing, offering, sponsoring, managing or marketing any securities, portfolios, financial products or other investment vehicles. Historical data and analysis should not be taken as an indication or guarantee of any future performance, analysis, forecast or prediction. None of the Information or MSCI index or other product or service constitutes an offer to buy or sell, or a promotion or recommendation of, any security, financial instrument or product or trading strategy. Further, none of the Information or any MSCI index is intended to constitute investment advice or a recommendation to make (or refrain from making) any kind of investment decision and may not be relied on as such. MSCI ESG and climate ratings, research and data are produced by MSCI ESG Research LLC, a subsidiary of MSCI Inc. MSCI ESG Indexes, Analytics and Real Estate are products of MSCI Inc. that utilize information from MSCI ESG Research LLC. MSCI Indexes are administered by MSCI Limited (UK) and MSCI Deutschland GmbH. The Information is provided "as is" and the user of the Information assumes the entire risk of any use it may make or permit to be made of the Information. NONE OF MSCI INC. OR ANY OF ITS SUBSIDIARIES OR ITS OR THEIR DIRECT OR INDIRECT SUPPLIERS OR ANY THIRD PARTY INVOLVED IN MAKING OR COMPILING THE INFORMATION (EACH, AN "INFORMATION PROVIDER") MAKES ANY WARRANTIES OR REPRESENTATIONS AND, TO THE MAXIMUM EXTENT PERMITTED BY LAW, EACH INFORMATION PROVIDER HEREBY EXPRESSLY DISCLAIMS ALL IMPLIED WARRANTIES, INCLUDING WARRANTIES OF MERCHANTABILITY AND FITNESS FOR A PARTICULAR PURPOSE. WITHOUT LIMITING ANY OF THE FOREGOING AND TO THE MAXIMUM EXTENT PERMITTED BY LAW, IN NO EVENT SHALL ANY OF THE INFORMATION PROVIDERS HAVE ANY LIABILITY REGARDING ANY OF THE INFORMATION FOR ANY DIRECT, INDIRECT, SPECIAL, PUNITIVE, CONSEQUENTIAL (INCLUDING LOST PROFITS) OR ANY OTHER DAMAGES EVEN IF NOTIFIED OF THE POSSIBILITY OF SUCH DAMAGES. The foregoing shall not exclude or limit any liability that may not be applicable by law be excluded or limited. Privacy notice: For information about how MSCI collects and uses personal data, please refer to our Privacy Notice at www.msci.com/legal/privacy-notice

© 2025 MSCI Inc. All rights reserved.

