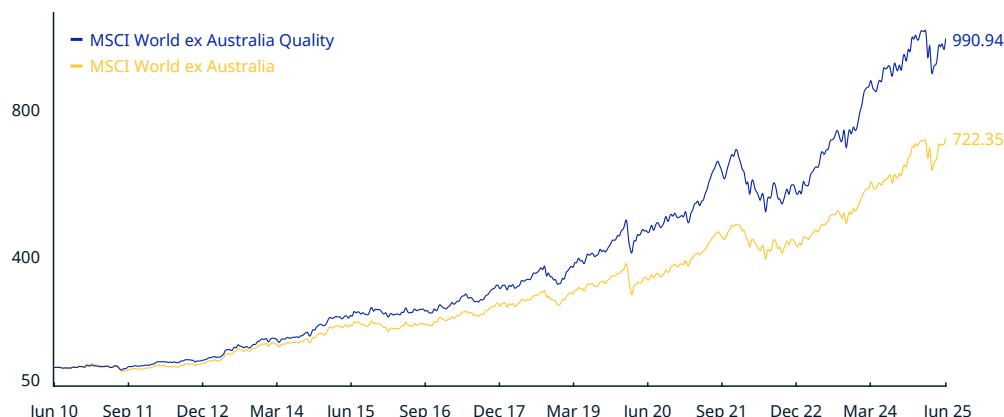


MSCI World ex Australia Quality Index (AUD)

The **MSCI World ex Australia Quality Index** is based on MSCI World ex Australia, its parent index, which includes large and mid cap stocks across 22 Developed Market (DM) countries*. The index aims to capture the performance of quality growth stocks by identifying stocks with high quality scores based on three main fundamental variables: high return on equity (ROE), stable year-over-year earnings growth and low financial leverage. The MSCI Quality Indexes complement existing MSCI Factor Indexes and can provide an effective diversification role in a portfolio of factor strategies.

For a complete description of the index methodology, please see [Index methodology - MSCI](#).

CUMULATIVE INDEX PERFORMANCE – GROSS RETURNS (AUD) (JUN 2010 – JUN 2025)



ANNUAL PERFORMANCE (%)

Year	MSCI World ex Australia Quality	MSCI World ex Australia
2024	31.39	31.77
2023	32.13	23.87
2022	-16.60	-12.08
2021	34.36	30.15
2020	12.11	6.28
2019	36.76	28.72
2018	5.12	2.09
2017	17.44	14.01
2016	6.08	8.57
2015	17.21	12.43
2014	19.80	15.64
2013	49.91	48.85
2012	13.69	14.86
2011	5.27	-4.80

INDEX PERFORMANCE – GROSS RETURNS (%) (JUN 30, 2025)

	1 Mo	3 Mo	1 Yr	YTD	ANNUALIZED			
					3 Yr	5 Yr	10 Yr	Since Nov 30, 1994
MSCI World ex Australia Quality	1.85	3.99	9.17	0.56	21.93	16.12	15.48	12.46
MSCI World ex Australia	2.49	6.09	19.11	3.65	20.93	16.30	13.11	9.29

FUNDAMENTALS (JUN 30, 2025)

Div Yld (%)	P/E	P/E Fwd	P/BV
1.28	25.15	22.81	8.24
1.69	23.30	19.74	3.64

INDEX RISK AND RETURN CHARACTERISTICS (NOV 30, 1994 – JUN 30, 2025)

	Beta	Tracking Error (%)	Turnover (%) ¹	ANNUALIZED STD DEV (%) ²			MAXIMUM DRAWDOWN	
				3 Yr	5 Yr	10 Yr	(%)	Period YYYY-MM-DD
MSCI World ex Australia Quality	0.96	4.56	16.40	12.56	13.02	12.38	47.52	2000-11-02–2003-03-10
MSCI World ex Australia	1.00	0.00	2.34	11.30	11.25	11.39	51.21	2000-10-31–2003-03-10

¹ Last 12 months

² Based on monthly gross returns data

MSCI World ex Australia Quality Index (AUD)

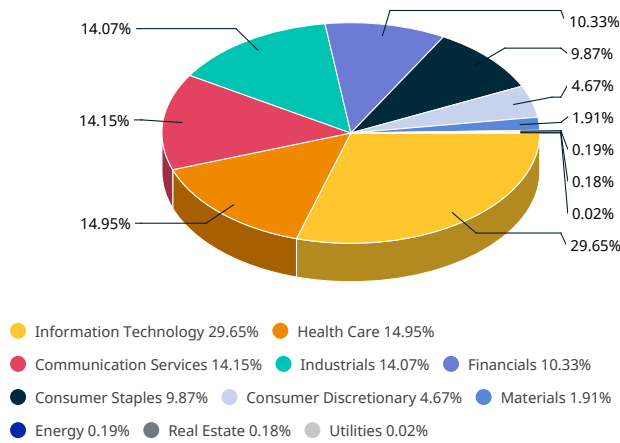
INDEX CHARACTERISTICS

	MSCI World ex Australia Quality	MSCI World ex Australia
Number of Constituents	300	1,277
Weight (%)		
Largest	5.69	5.21
Smallest	0.01	0.00
Average	0.33	0.08
Median	0.11	0.03

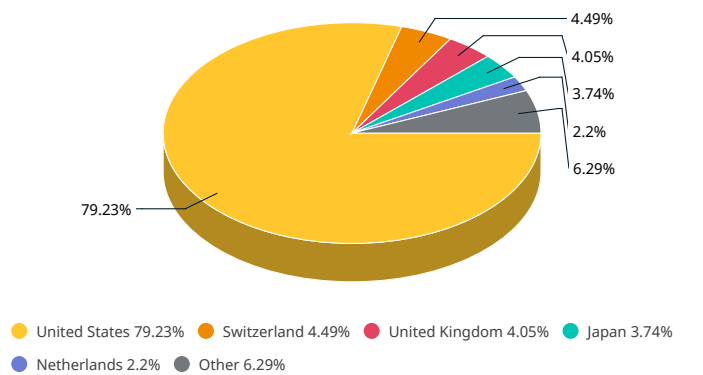
TOP 10 CONSTITUENTS

	Index Wt. (%)	Parent Index Wt. (%)	Sector
NVIDIA	5.69	5.21	Info Tech
META PLATFORMS A	5.60	2.18	Comm Srvcs
MICROSOFT CORP	5.25	4.75	Info Tech
APPLE	4.80	4.16	Info Tech
VISA A	3.29	0.83	Financials
ALPHABET A	2.80	1.39	Comm Srvcs
LILLY (ELI) & COMPANY	2.53	0.85	Health Care
NETFLIX	2.51	0.77	Comm Srvcs
ALPHABET C	2.39	1.19	Comm Srvcs
COSTCO WHOLESALE CORP	1.84	0.59	Cons Staples
Total	36.71	21.92	

SECTOR WEIGHTS



COUNTRY WEIGHTS



* Developed Market countries include: Austria, Belgium, Canada, Denmark, Finland, France, Germany, Hong Kong, Ireland, Israel, Italy, Japan, Netherlands, New Zealand, Norway, Portugal, Singapore, Spain, Sweden, Switzerland, the UK and the US.

ABOUT MSCI

MSCI is a leading provider of critical decision support tools and services for the global investment community. With over 50 years of expertise in research, data and technology, we power better investment decisions by enabling clients to understand and analyze key drivers of risk and return and confidently build more effective portfolios. We create industry-leading research-enhanced solutions that clients use to gain insight into and improve transparency across the investment process. To learn more, please visit www.msci.com.

The information contained herein (the "Information") may not be reproduced or disseminated in whole or in part without prior written permission from MSCI. The Information may not be used to verify or correct other data, to create any derivative works, to create indexes, risk models, or analytics, or in connection with issuing, offering, sponsoring, managing or marketing any securities, portfolios, financial products or other investment vehicles. Historical data and analysis should not be taken as an indication or guarantee of any future performance, analysis, forecast or prediction. None of the Information or MSCI index or other product or service constitutes an offer to buy or sell, or a promotion or recommendation of, any security, financial instrument or product or trading strategy. Further, none of the Information or any MSCI index is intended to constitute investment advice or a recommendation to make (or refrain from making) any kind of investment decision and may not be relied on as such. MSCI ESG and climate ratings, research and data are produced by MSCI ESG Research LLC, a subsidiary of MSCI Inc. MSCI ESG Indexes, Analytics and Real Estate are products of MSCI Inc. that utilize information from MSCI ESG Research LLC. MSCI Indexes are administered by MSCI Limited (UK) and MSCI Deutschland GmbH. The Information is provided "as is" and the user of the Information assumes the entire risk of any use it may make or permit to be made of the Information. NONE OF MSCI INC. OR ANY OF ITS SUBSIDIARIES OR ITS OR THEIR DIRECT OR INDIRECT SUPPLIERS OR ANY THIRD PARTY INVOLVED IN MAKING OR COMPILING THE INFORMATION (EACH, AN "INFORMATION PROVIDER") MAKES ANY WARRANTIES OR REPRESENTATIONS AND, TO THE MAXIMUM EXTENT PERMITTED BY LAW, EACH INFORMATION PROVIDER HEREBY EXPRESSLY DISCLAIMS ALL IMPLIED WARRANTIES, INCLUDING WARRANTIES OF MERCHANTABILITY AND FITNESS FOR A PARTICULAR PURPOSE. WITHOUT LIMITING ANY OF THE FOREGOING AND TO THE MAXIMUM EXTENT PERMITTED BY LAW, IN NO EVENT SHALL ANY OF THE INFORMATION PROVIDERS HAVE ANY LIABILITY REGARDING ANY OF THE INFORMATION FOR ANY DIRECT, INDIRECT, SPECIAL, PUNITIVE, CONSEQUENTIAL (INCLUDING LOST PROFITS) OR ANY OTHER DAMAGES EVEN IF NOTIFIED OF THE POSSIBILITY OF SUCH DAMAGES. The foregoing shall not exclude or limit any liability that may not be by applicable law be excluded or limited. Privacy notice: For information about how MSCI collects and uses personal data, please refer to our Privacy Notice at www.msci.com/legal/privacy-notice

© 2025 MSCI Inc. All rights reserved.

