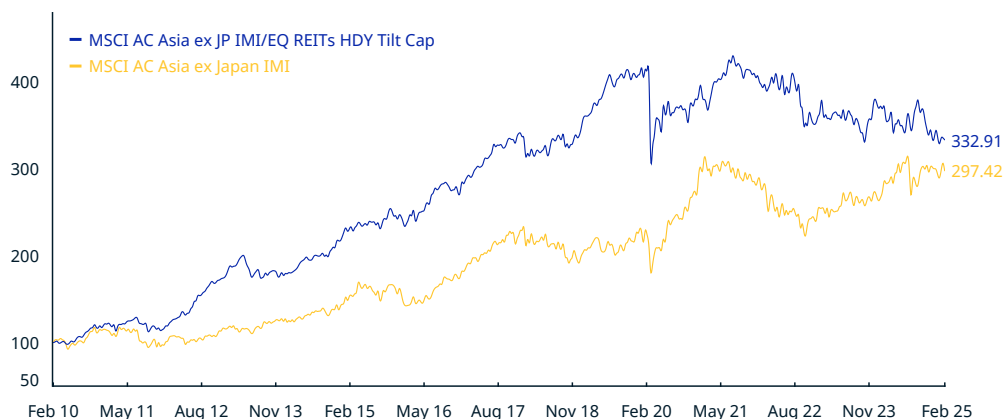


MSCI AC Asia ex Japan IMI/Equity REITs Custom High Dividend Tilt Capped Index (MYR)

The MSCI AC Asia ex Japan IMI/Equity REITs Custom High Dividend Tilt Capped Index is based on the MSCI AC Asia ex Japan IMI Index, its parent index, which includes large, mid and small-cap stocks across 2 of 3 Developed Markets countries* (excluding Japan) and 9 Emerging Markets countries* in Asia. The index is designed to reflect the performance of equities in the parent index with high investment capacity. The index is created by including all the dividend-paying constituents in the parent index and tilting the market capitalization weights of these securities based on their Dividend Yield Score. The security weights are capped at 10%.

For a complete description of the index methodology, please see [Index methodology - MSCI](#).

CUMULATIVE INDEX PERFORMANCE – GROSS RETURNS (MYR) (FEB 2010 – FEB 2025)



ANNUAL PERFORMANCE (%)

Year	MSCI AC Asia ex JP IMI/EQ REITs HDY Tilt Cap	MSCI AC Asia ex Japan IMI
2024	-12.36	8.69
2023	7.41	13.06
2022	-13.51	-14.81
2021	7.43	1.73
2020	-6.61	23.39
2019	22.79	16.07
2018	-2.46	-12.88
2017	24.55	27.10
2016	11.57	9.20
2015	12.45	12.87
2014	20.70	11.79
2013	3.40	11.24
2012	51.88	18.38
2011	-4.38	-16.24

INDEX PERFORMANCE – GROSS RETURNS (%) (FEB 28, 2025)

	1 Mo	3 Mo	1 Yr	YTD	ANNUALIZED				Since May 31, 2007
					3 Yr	5 Yr	10 Yr		
MSCI AC Asia ex JP IMI/EQ REITs HDY Tilt Cap	-0.17	-2.90	-8.17	0.16	-5.06	-3.20	3.76	6.74	
MSCI AC Asia ex Japan IMI	0.67	1.07	5.77	0.41	3.42	6.69	6.86	6.26	

FUNDAMENTALS (FEB 28, 2025)

Div Yld (%)	P/E	P/E Fwd	P/BV
6.77	18.68	16.92	0.87
2.34	17.04	13.02	1.71

INDEX RISK AND RETURN CHARACTERISTICS (MAY 31, 2007 – FEB 28, 2025)

	Beta	Tracking Error (%)	Turnover (%) ¹	ANNUALIZED STD DEV (%) ²			MAXIMUM DRAWDOWN (%)	Period YYYY-MM-DD
				3 Yr	5 Yr	10 Yr		
MSCI AC Asia ex JP IMI/EQ REITs HDY Tilt Cap	0.70	12.11	34.27	11.44	13.66	11.99	55.88	2007-06-21–2009-03-12
MSCI AC Asia ex Japan IMI	1.00	0.00	5.10	12.40	13.46	13.04	63.38	2007-10-29–2008-10-27

¹ Last 12 months

² Based on monthly gross returns data

MSCI AC Asia ex Japan IMI/Equity REITs Custom High Dividend Tilt Capped Index (MYR)

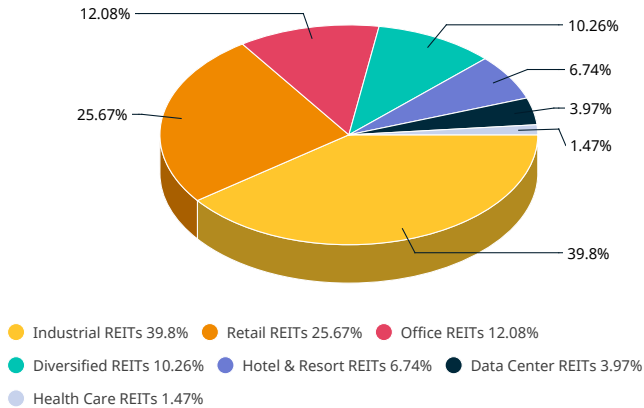
INDEX CHARACTERISTICS

	MSCI AC Asia ex JP IMI/EQ REITs HDY Tilt Cap	MSCI AC Asia ex Japan IMI
Number of Constituents	25	2,752
	Weight (%)	
Largest	10.54	9.80
Smallest	1.12	0.00
Average	4.00	0.04
Median	2.51	0.01

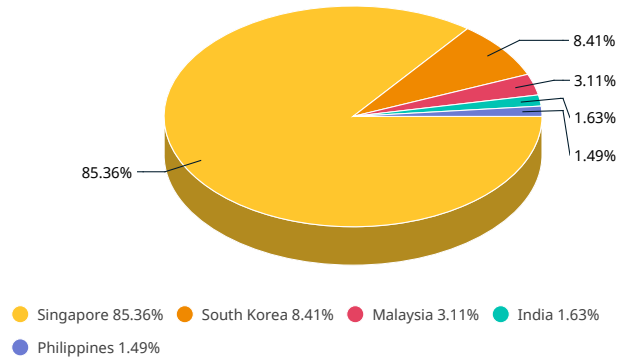
TOP 10 CONSTITUENTS

	Country	Index Wt. (%)	Parent Index Wt. (%)
CAPITALAND INTEGRATED	SG	10.54	0.11
CAPITALAND ASCENDAS REIT	SG	10.38	0.09
MAPLETREE LOGISTICS	SG	10.05	0.04
MAPLETREE PAN ASIA COMM	SG	8.15	0.03
FRASERS LOGISTICS & COMM	SG	8.05	0.02
MAPLETREE INDL TRUST	SG	7.62	0.04
CAPITALAND ASCOTT TRUST	SG	5.20	0.02
KEPPEL REIT	SG	4.91	0.02
FRASERS CENTREPOINT TRST	SG	4.16	0.02
JR GLOBAL REIT	KR	4.05	0.00
Total		73.11	0.39

SUB-INDUSTRY WEIGHTS



COUNTRY WEIGHTS



* Developed Markets countries in the index include: Hong Kong and Singapore. Emerging Markets countries include: China, India, Indonesia, Korea, Malaysia, Pakistan, the Philippines, Taiwan and Thailand.

The MSCI AC Asia ex Japan IMI/Equity REITs Custom High Dividend Tilt Capped Index was launched on Jul 02, 2019. Data prior to the launch date is back-tested test (i.e. calculations of how the index might have performed over that time period had the index existed). There are frequently material differences between back-tested performance and actual results. Past performance – whether actual or back-tested – is no indication or guarantee of future performance.

ABOUT MSCI

MSCI is a leading provider of critical decision support tools and services for the global investment community. With over 45 years of expertise in research, data and technology, we power better investment decisions by enabling clients to understand and analyze key drivers of risk and return and confidently build more effective portfolios. We create industry-leading research-enhanced solutions that clients use to gain insight into and improve transparency across the investment process. To learn more, please visit www.msci.com.

The information contained herein (the "Information") may not be reproduced or disseminated in whole or in part without prior written permission from MSCI. The Information may not be used to verify or correct other data, to create indexes, risk models, or analytics, or in connection with issuing, offering, sponsoring, managing or marketing any securities, portfolios, financial products or other investment vehicles. Historical data and analysis should not be taken as an indication or guarantee of any future performance, analysis, forecast or prediction. None of the Information or MSCI index or other product or service constitutes an offer to buy or sell, or a promotion or recommendation of, any security, financial instrument or product or trading strategy. Further, none of the Information or any MSCI index is intended to constitute investment advice or a recommendation to make (or refrain from making) any kind of investment decision and may not be relied on as such. The Information is provided "as is" and the user of the Information assumes the entire risk of any use it may make or permit to be made of the Information. NONE OF MSCI INC. OR ANY OF ITS SUBSIDIARIES OR ITS OR THEIR DIRECT OR INDIRECT SUPPLIERS OR ANY THIRD PARTY INVOLVED IN THE MAKING OR COMPILING OF THE INFORMATION (EACH, AN "MSCI PARTY") MAKES ANY WARRANTIES OR REPRESENTATIONS AND, TO THE MAXIMUM EXTENT PERMITTED BY LAW, EACH MSCI PARTY HEREBY EXPRESSLY DISCLAIMS ALL IMPLIED WARRANTIES, INCLUDING WARRANTIES OF MERCHANTABILITY AND FITNESS FOR A PARTICULAR PURPOSE. WITHOUT LIMITING ANY OF THE FOREGOING AND TO THE MAXIMUM EXTENT PERMITTED BY LAW, IN NO EVENT SHALL ANY OF THE MSCI PARTIES HAVE ANY LIABILITY REGARDING ANY OF THE INFORMATION FOR ANY DIRECT, INDIRECT, SPECIAL, PUNITIVE, CONSEQUENTIAL (INCLUDING LOST PROFITS) OR ANY OTHER DAMAGES EVEN IF NOTIFIED OF THE POSSIBILITY OF SUCH DAMAGES. The foregoing shall not exclude or limit any liability that may not by applicable law be excluded or limited.

© 2025 MSCI Inc. All rights reserved.

