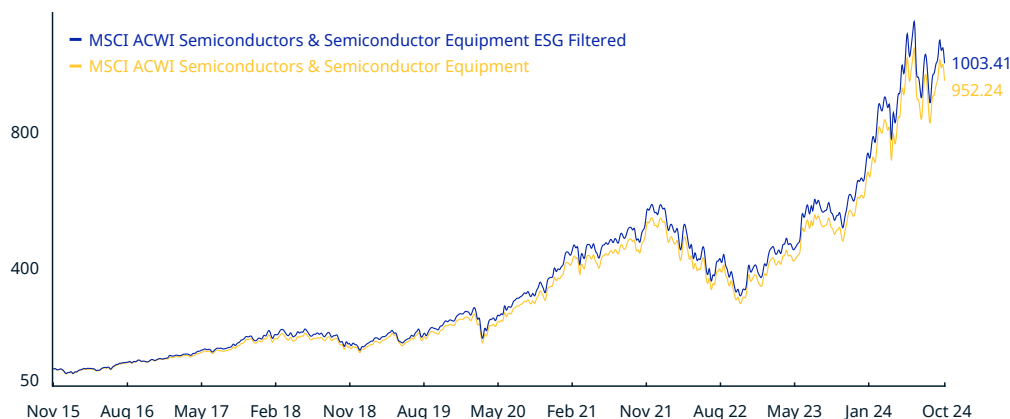


MSCI ACWI Semiconductors & Semiconductor Equipment ESG Filtered Index (USD)

The MSCI ACWI Semiconductors & Semiconductor Equipment ESG Filtered Index is based on the MSCI ACWI Semiconductors and Semiconductor Equipment Index, its parent index, and includes large and mid-cap securities across 23 Developed Markets (DM) and 8 Emerging Markets (EM) countries*. The index aims to represent the performance of a select set of companies from the semiconductors and semiconductor equipment industries that excludes companies involved in certain controversial businesses or have low ESG Controversies and Ratings scores relative to a reference universe.

For a complete description of the index methodology, please see [Index methodology - MSCI](#).

CUMULATIVE INDEX PERFORMANCE – NET RETURNS (USD) (NOV 2015 – OCT 2024)



ANNUAL PERFORMANCE (%)

Year	MSCI ACWI Semiconductors & Semiconductor Equipment ESG Filtered	MSCI ACWI Semiconductors & Semiconductor Equipment
2023	79.28	78.35
2022	-36.44	-36.67
2021	44.55	44.90
2020	53.25	51.87
2019	58.45	55.45
2018	-12.65	-12.41
2017	46.42	41.31
2016	30.66	29.91

INDEX PERFORMANCE – NET RETURNS (%) (OCT 31, 2024)

	1 Mo	3 Mo	1 Yr	YTD	ANNUALIZED				Since Nov 30, 2015
					3 Yr	5 Yr	10 Yr	Since Nov 30, 2015	
MSCI ACWI Semiconductors & Semiconductor Equipment ESG Filtered	0.31	1.31	92.39	51.25	24.67	33.78	na	29.48	
MSCI ACWI Semiconductors & Semiconductor Equipment	1.66	3.11	97.64	55.22	25.35	33.98	na	28.72	

FUNDAMENTALS (OCT 31, 2024)

Div Yld (%)	P/E	P/E Fwd	P/BV
0.96	42.21	23.15	7.26
0.76	45.35	25.02	8.84

INDEX RISK AND RETURN CHARACTERISTICS (OCT 31, 2024)

	Turnover (%) ¹	ANNUALIZED STD DEV (%) ²			SHARPE RATIO ^{2,3}			Since Nov 30, 2015	MAXIMUM DRAWDOWN	
		3 Yr	5 Yr	10 Yr	3 Yr	5 Yr	10 Yr		(%)	Period YYYY-MM-DD
MSCI ACWI Semiconductors & Semiconductor Equipment ESG Filtered	16.85	35.43	30.04	na	0.70	1.05	na	1.06	47.35	2021-12-27–2022-10-14
MSCI ACWI Semiconductors & Semiconductor Equipment	1.51	35.46	30.12	na	0.72	1.06	na	1.04	47.48	2021-12-27–2022-10-14

¹ Last 12 months

² Based on monthly net returns data

³ Based on NY FED Overnight SOFR from Sep 1 2021 & on ICE LIBOR 1M prior that date

MSCI ACWI Semiconductors & Semiconductor Equipment ESG Filtered Index (USD)

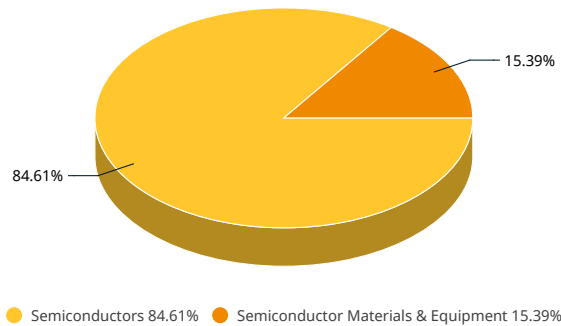
INDEX CHARACTERISTICS

MSCI ACWI Semiconductors & Semiconductor Equipment ESG Filtered	
Number of Constituents	67
Mkt Cap (USD Millions)	
Index	7,250,764.51
Largest	2,224,344.62
Smallest	351.65
Average	108,220.37
Median	15,963.68

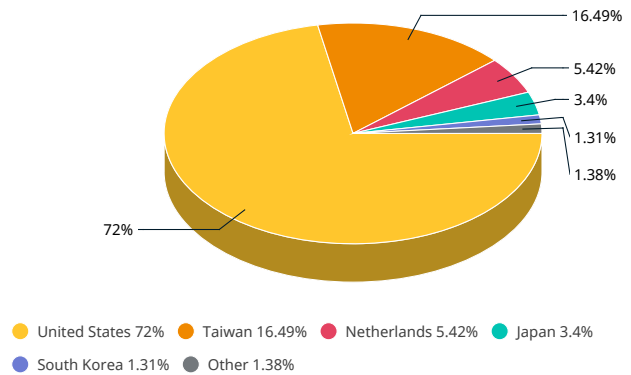
TOP 10 CONSTITUENTS

	Country	Float Adj Mkt Cap (USD Billions)	Index Wt. (%)
NVIDIA	US	2,224.34	30.68
TAIWAN SEMICONDUCTOR MFG	TW	1,023.73	14.12
BROADCOM	US	966.03	13.32
ASML HLDG	NL	348.31	4.80
ADVANCED MICRO DEVICES	US	300.94	4.15
TEXAS INSTRUMENTS	US	238.97	3.30
QUALCOMM	US	234.78	3.24
APPLIED MATERIALS	US	195.01	2.69
ANALOG DEVICES	US	143.00	1.97
MICRON TECHNOLOGY	US	142.63	1.97
Total		5,817.74	80.24

SUB-INDUSTRY WEIGHTS



COUNTRY WEIGHTS



*DM countries include: Australia, Austria, Belgium, Canada, Denmark, Finland, France, Germany, Hong Kong, Ireland, Israel, Italy, Japan, Netherlands, New Zealand, Norway, Portugal, Singapore, Spain, Sweden, Switzerland, the UK and the US. EM countries include: Brazil, China, Malaysia, Mexico, South Africa, South Korea Taiwan and Thailand.

The MSCI ACWI Semiconductors & Semiconductor Equipment ESG Filtered Index was launched on Jul 20, 2021. Data prior to the launch date is back-tested test (i.e. calculations of how the index might have performed over that time period had the index existed). There are frequently material differences between back-tested performance and actual results. Past performance – whether actual or back-tested – is no indication or guarantee of future performance.

ABOUT MSCI

MSCI is a leading provider of critical decision support tools and services for the global investment community. With over 45 years of expertise in research, data and technology, we power better investment decisions by enabling clients to understand and analyze key drivers of risk and return and confidently build more effective portfolios. We create industry-leading research-enhanced solutions that clients use to gain insight into and improve transparency across the investment process. To learn more, please visit www.msci.com.

The information contained herein (the "Information") may not be reproduced or disseminated in whole or in part without prior written permission from MSCI. The Information may not be used to verify or correct other data, to create indexes, risk models, or analytics, or in connection with issuing, offering, sponsoring, managing or marketing any securities, portfolios, financial products or other investment vehicles. Historical data and analysis should not be taken as an indication or guarantee of any future performance, analysis, forecast or prediction. None of the Information or MSCI index or other product or service constitutes an offer to buy or sell, or a promotion or recommendation of, any security, financial instrument or product or trading strategy. Further, none of the Information or any MSCI index is intended to constitute investment advice or a recommendation to make (or refrain from making) any kind of investment decision and may not be relied on as such. The Information is provided "as is" and the user of the Information assumes the entire risk of any use it may make or permit to be made of the Information. NONE OF MSCI INC. OR ANY OF ITS SUBSIDIARIES OR ITS OR THEIR DIRECT OR INDIRECT SUPPLIERS OR ANY THIRD PARTY INVOLVED IN THE MAKING OR COMPILING OF THE INFORMATION (EACH, AN "MSCI PARTY") MAKES ANY WARRANTIES OR REPRESENTATIONS AND, TO THE MAXIMUM EXTENT PERMITTED BY LAW, EACH MSCI PARTY HEREBY EXPRESSLY DISCLAIMS ALL IMPLIED WARRANTIES, INCLUDING WARRANTIES OF MERCHANTABILITY AND FITNESS FOR A PARTICULAR PURPOSE. WITHOUT LIMITING ANY OF THE FOREGOING AND TO THE MAXIMUM EXTENT PERMITTED BY LAW, IN NO EVENT SHALL ANY OF THE MSCI PARTIES HAVE ANY LIABILITY REGARDING ANY OF THE INFORMATION FOR ANY DIRECT, INDIRECT, SPECIAL, PUNITIVE, CONSEQUENTIAL (INCLUDING LOST PROFITS) OR ANY OTHER DAMAGES EVEN IF NOTIFIED OF THE POSSIBILITY OF SUCH DAMAGES. The foregoing shall not exclude or limit any liability that may not by applicable law be excluded or limited.

© 2024 MSCI Inc. All rights reserved.

