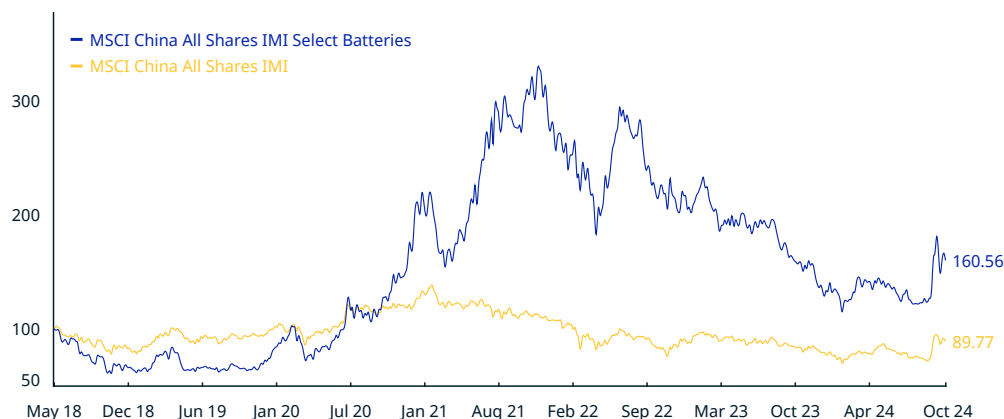


# MSCI China All Shares IMI Select Batteries Index (CNY)

The MSCI China All Shares IMI Select Batteries Index captures large, mid and small-cap representation of the Chinese markets. The index includes H-shares, Red Chips, P-Chips, B-shares and A-shares. The index aims to represent the performance of a set of companies associated with electro-chemical energy storage technologies, battery technologies, battery materials and companies mining metals used to manufacture batteries. The top 20 issuers ranked by their weight are selected for inclusion in the final index. All eligible securities in the parent index from the 20 selected issuers are included in the final index.

For a complete description of the index methodology, please see [Index methodology - MSCI](#).

## CUMULATIVE INDEX PERFORMANCE – PRICE RETURNS (CNY) (MAY 2018 – OCT 2024)



## ANNUAL PERFORMANCE (%)

Year	MSCI China All Shares IMI Select Batteries	MSCI China All Shares IMI
2023	-30.52	-10.14
2022	-28.70	-18.29
2021	53.30	-11.30
2020	125.42	22.26
2019	31.27	25.78

## INDEX PERFORMANCE – PRICE RETURNS (%) (OCT 31, 2024)

	1 Mo	3 Mo	1 Yr	YTD	ANNUALIZED				Since May 31, 2018
					3 Yr	5 Yr	10 Yr		
MSCI China All Shares IMI Select Batteries	-1.86	24.79	3.97	14.31	-19.86	20.29	na	7.65	
MSCI China All Shares IMI	-2.14	16.36	9.32	12.21	-7.24	-0.79	na	-1.67	

## FUNDAMENTALS (OCT 31, 2024)

Div Yld (%)	P/E	P/E Fwd	P/BV
1.25	24.10	17.22	2.99
2.20	16.56	11.71	1.54

## INDEX RISK AND RETURN CHARACTERISTICS (MAY 31, 2018 – OCT 31, 2024)

	Beta	Tracking Error (%)	Turnover (%) <sup>1</sup>	ANNUALIZED STD DEV (%) <sup>2</sup>			MAXIMUM DRAWDOWN	
				3 Yr	5 Yr	10 Yr	(%)	Period YYYY-MM-DD
MSCI China All Shares IMI Select Batteries	1.22	27.71	27.61	34.65	38.41	na	64.97	2021-11-29–2024-02-05
MSCI China All Shares IMI	1.00	0.00	8.97	23.67	20.74	na	50.05	2021-02-17–2024-02-05

<sup>1</sup> Last 12 months

<sup>2</sup> Based on monthly price returns data

# MSCI China All Shares IMI Select Batteries Index (CNY)

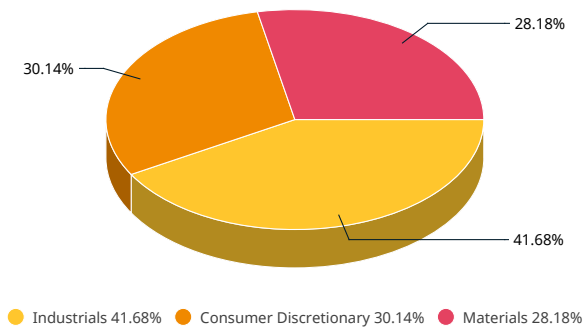
## INDEX CHARACTERISTICS

	MSCI China All Shares IMI Select Batteries	MSCI China All Shares IMI
<b>Number of Constituents</b>	20	3,084
	Weight (%)	
<b>Largest</b>	22.01	7.59
<b>Smallest</b>	1.51	0.00
<b>Average</b>	5.00	0.03
<b>Median</b>	2.86	0.01

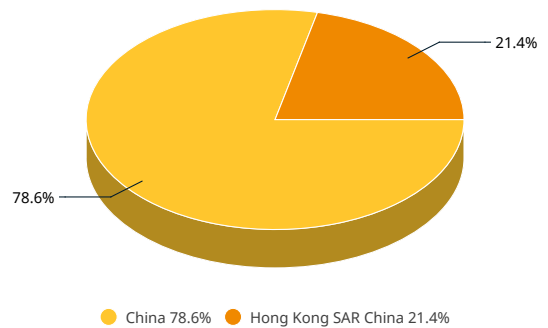
## TOP 10 CONSTITUENTS

	Index Wt. (%)	Parent Index Wt. (%)	Sector
CONTEMPORARY A	22.01	1.02	Industrials
BYD CO H	14.73	0.84	Cons Discr
BYD CO A	8.74	0.50	Cons Discr
SUNGROW POWER SUPPLY A	7.67	0.18	Industrials
LI AUTO (HK)	6.66	0.38	Cons Discr
EVE ENERGY A	6.12	0.09	Industrials
QINGHAI SALT LAKE IND A	5.07	0.09	Materials
GANFENG LITHIUM GROUP A	3.38	0.05	Materials
TIANQI LITHIUM IND A	3.28	0.05	Materials
ZHEJIANG HUAYOU COBALT A	3.21	0.05	Materials
<b>Total</b>	<b>80.87</b>	<b>3.25</b>	

## SECTOR WEIGHTS



## COUNTRY OF LISTING



The MSCI China All Shares IMI Select Batteries Index was launched on Dec 03, 2021. Data prior to the launch date is back-tested test (i.e. calculations of how the index might have performed over that time period had the index existed). There are frequently material differences between back-tested performance and actual results. Past performance – whether actual or back-tested – is no indication or guarantee of future performance.

## ABOUT MSCI

MSCI is a leading provider of critical decision support tools and services for the global investment community. With over 45 years of expertise in research, data and technology, we power better investment decisions by enabling clients to understand and analyze key drivers of risk and return and confidently build more effective portfolios. We create industry-leading research-enhanced solutions that clients use to gain insight into and improve transparency across the investment process. To learn more, please visit [www.msci.com](http://www.msci.com).

The information contained herein (the "Information") may not be reproduced or disseminated in whole or in part without prior written permission from MSCI. The Information may not be used to verify or correct other data, to create indexes, risk models, or analytics, or in connection with issuing, offering, sponsoring, managing or marketing any securities, portfolios, financial products or other investment vehicles. Historical data and analysis should not be taken as an indication or guarantee of any future performance, analysis, forecast or prediction. None of the Information or MSCI index or other product or service constitutes an offer to buy or sell, or a promotion or recommendation of, any security, financial instrument or product or trading strategy. Further, none of the Information or any MSCI index is intended to constitute investment advice or a recommendation to make (or refrain from making) any kind of investment decision and may not be relied on as such. The Information is provided "as is" and the user of the Information assumes the entire risk of any use it may make or permit to be made of the Information. NONE OF MSCI INC. OR ANY OF ITS SUBSIDIARIES OR ITS OR THEIR DIRECT OR INDIRECT SUPPLIERS OR ANY THIRD PARTY INVOLVED IN THE MAKING OR COMPILING OF THE INFORMATION (EACH, AN "MSCI PARTY") MAKES ANY WARRANTIES OR REPRESENTATIONS AND, TO THE MAXIMUM EXTENT PERMITTED BY LAW, EACH MSCI PARTY HEREBY EXPRESSLY DISCLAIMS ALL IMPLIED WARRANTIES, INCLUDING WARRANTIES OF MERCHANTABILITY AND FITNESS FOR A PARTICULAR PURPOSE. WITHOUT LIMITING ANY OF THE FOREGOING AND TO THE MAXIMUM EXTENT PERMITTED BY LAW, IN NO EVENT SHALL ANY OF THE MSCI PARTIES HAVE ANY LIABILITY REGARDING ANY OF THE INFORMATION FOR ANY DIRECT, INDIRECT, SPECIAL, PUNITIVE, CONSEQUENTIAL (INCLUDING LOST PROFITS) OR ANY OTHER DAMAGES EVEN IF NOTIFIED OF THE POSSIBILITY OF SUCH DAMAGES. The foregoing shall not exclude or limit any liability that may not by applicable law be excluded or limited.

© 2024 MSCI Inc. All rights reserved.

