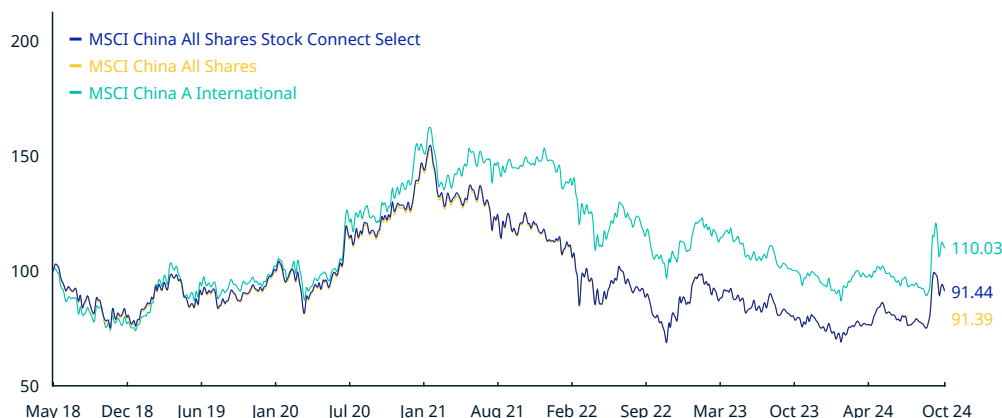


MSCI China All Shares Stock Connect Select Index (USD)

The MSCI China All Shares Stock Connect Select Index captures large and mid-cap representation across B-shares, H-shares, Red-chips, P-chips, stock connect eligible A shares and foreign listings (e.g. ADRs). The index aims to reflect the opportunity set of China share classes listed in Hong Kong, Shanghai, Shenzhen and outside of China. The China A onshore securities are included only if they have a stock connect listing and pass certain eligibility requirements.

For a complete description of the index methodology, please see [Index methodology - MSCI](#).

CUMULATIVE INDEX PERFORMANCE – NET RETURNS (USD) (MAY 2018 – OCT 2024)



ANNUAL PERFORMANCE (%)

Year	MSCI China All Shares Stock Connect Select	MSCI China All Shares	MSCI China A International
2023	-12.13	-11.53	-12.35
2022	-23.54	-23.61	-25.92
2021	-13.45	-12.91	3.74
2020	33.75	33.41	42.00
2019	27.46	27.63	35.23

INDEX PERFORMANCE – NET RETURNS (%) (OCT 31, 2024)

	1 Mo	3 Mo	1 Yr	YTD	ANNUALIZED			Since May 31, 2018	FUNDAMENTALS (OCT 31, 2024)			
					3 Yr	5 Yr	10 Yr		Div Yld (%)	P/E	P/E Fwd	P/BV
MSCI China All Shares Stock Connect Select	-5.46	16.58	18.61	18.69	-8.91	0.17	na	-1.38	2.40	14.11	11.13	1.53
MSCI China All Shares	-5.27	16.67	18.47	18.49	-8.76	0.29	na	-1.39	2.40	14.11	11.13	1.53
MSCI China A International	-4.29	14.94	13.61	13.77	-9.35	3.06	na	1.50	2.39	16.20	13.06	1.70

INDEX RISK AND RETURN CHARACTERISTICS (OCT 31, 2024)

	Turnover (%) ¹	ANNUALIZED STD DEV (%) ²			SHARPE RATIO ^{2,3}			Since May 31, 2018	MAXIMUM DRAWDOWN	
		3 Yr	5 Yr	10 Yr	3 Yr	5 Yr	10 Yr		(%)	Period YYYY-MM-DD
MSCI China All Shares Stock Connect Select	6.72	28.69	25.21	na	-0.32	0.03	na	-0.04	55.73	2021-02-17–2024-01-22
MSCI China All Shares	6.96	28.18	24.83	na	-0.32	0.04	na	-0.04	55.31	2021-02-17–2024-01-22
MSCI China A International	10.43	24.12	22.62	na	-0.44	0.14	na	0.07	46.00	2021-02-19–2024-02-05

¹ Last 12 months

² Based on monthly net returns data

³ Based on NY FED Overnight SOFR from Sep 1 2021 & on ICE LIBOR 1M prior that date

MSCI China All Shares Stock Connect Select Index (USD)

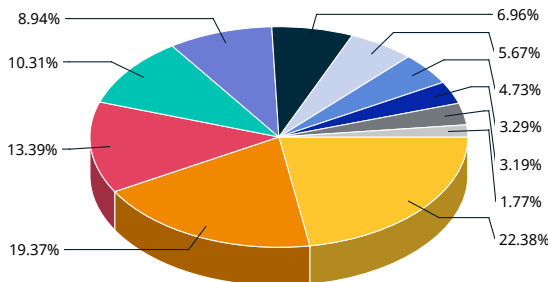
INDEX CHARACTERISTICS

	MSCI China All Shares Stock Connect Select
Number of Constituents	598
	Mkt Cap (USD Millions)
Index	3,478,356.29
Largest	340,811.28
Smallest	720.27
Average	5,816.65
Median	2,400.84

TOP 10 CONSTITUENTS

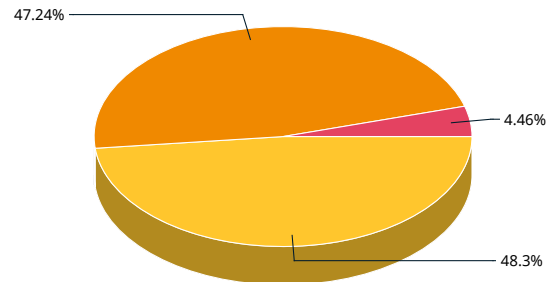
	Float Adj Mkt Cap (USD Billions)	Index Wt. (%)	Sector
TENCENT HOLDINGS LI (CN)	340.81	9.80	Comm Svcs
ALIBABA GRP HLDG (HK)	184.94	5.32	Cons Discr
MEITUAN B	116.98	3.36	Cons Discr
PDD HOLDINGS A ADR	83.74	2.41	Cons Discr
KWEICHOW MOUTAI A (HK-C)	80.78	2.32	Cons Staples
CHINA CONSTRUCTION BK H	74.59	2.14	Financials
XIAOMI CORP B	52.78	1.52	Info Tech
JD.COM (HK)	49.41	1.42	Cons Discr
CONTEMPORARY AMP A(HK-C)	45.54	1.31	Industrials
ICBC H	41.62	1.20	Financials
Total	1,071.18	30.80	

SECTOR WEIGHTS



- Consumer Discretionary 22.38%
- Financials 19.37%
- Communication Services 13.39%
- Information Technology 10.31%
- Industrials 8.94%
- Consumer Staples 6.96%
- Materials 5.67%
- Health Care 4.73%
- Energy 3.29%
- Utilities 3.19%
- Real Estate 1.77%

COUNTRY OF LISTING



- Hong Kong SAR China 48.3%
- China 47.24%
- United States 4.46%

The MSCI China All Shares Stock Connect Select Index was launched on Oct 29, 2020. Data prior to the launch date is back-tested test (i.e. calculations of how the index might have performed over that time period had the index existed). There are frequently material differences between back-tested performance and actual results. Past performance – whether actual or back-tested – is no indication or guarantee of future performance.

ABOUT MSCI

MSCI is a leading provider of critical decision support tools and services for the global investment community. With over 45 years of expertise in research, data and technology, we power better investment decisions by enabling clients to understand and analyze key drivers of risk and return and confidently build more effective portfolios. We create industry-leading research-enhanced solutions that clients use to gain insight into and improve transparency across the investment process. To learn more, please visit www.msci.com.

The information contained herein (the "Information") may not be reproduced or disseminated in whole or in part without prior written permission from MSCI. The Information may not be used to verify or correct other data, to create indexes, risk models, or analytics, or in connection with issuing, offering, sponsoring, managing or marketing any securities, portfolios, financial products or other investment vehicles. Historical data and analysis should not be taken as an indication or guarantee of any future performance, analysis, forecast or prediction. None of the Information or MSCI index or other product or service constitutes an offer to buy or sell, or a promotion or recommendation of, any security, financial instrument or product or trading strategy. Further, none of the Information or any MSCI index is intended to constitute investment advice or a recommendation to make (or refrain from making) any kind of investment decision and may not be relied on as such. The Information is provided "as is" and the user of the Information assumes the entire risk of any use it may make or permit to be made of the Information. NONE OF MSCI INC. OR ANY OF ITS SUBSIDIARIES OR ITS OR THEIR DIRECT OR INDIRECT SUPPLIERS OR ANY THIRD PARTY INVOLVED IN THE MAKING OR COMPILING OF THE INFORMATION (EACH, AN "MSCI PARTY") MAKES ANY WARRANTIES OR REPRESENTATIONS AND, TO THE MAXIMUM EXTENT PERMITTED BY LAW, EACH MSCI PARTY HEREBY EXPRESSLY DISCLAIMS ALL IMPLIED WARRANTIES, INCLUDING WARRANTIES OF MERCHANTABILITY AND FITNESS FOR A PARTICULAR PURPOSE. WITHOUT LIMITING ANY OF THE FOREGOING AND TO THE MAXIMUM EXTENT PERMITTED BY LAW, IN NO EVENT SHALL ANY OF THE MSCI PARTIES HAVE ANY LIABILITY REGARDING ANY OF THE INFORMATION FOR ANY DIRECT, INDIRECT, SPECIAL, PUNITIVE, CONSEQUENTIAL (INCLUDING LOST PROFITS) OR ANY OTHER DAMAGES EVEN IF NOTIFIED OF THE POSSIBILITY OF SUCH DAMAGES. The foregoing shall not exclude or limit any liability that may not by applicable law be excluded or limited.

© 2024 MSCI Inc. All rights reserved.

