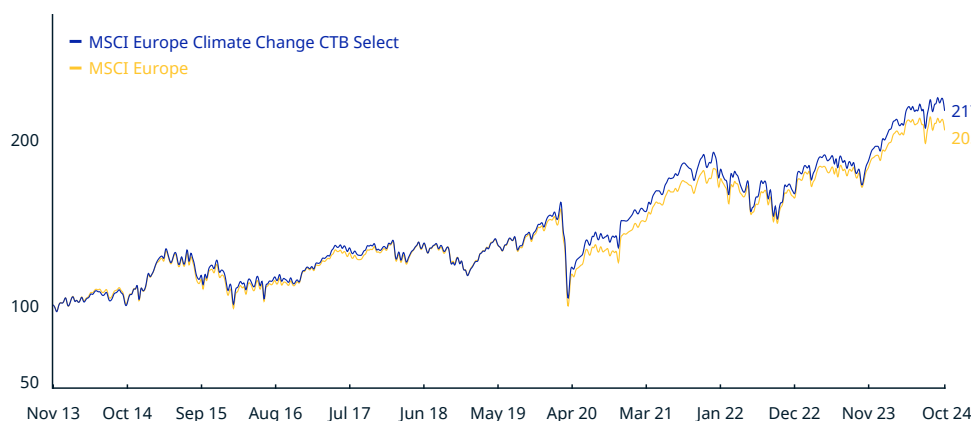


MSCI Europe Climate Change CTB Select Index (EUR)

The MSCI Europe Climate Change CTB Select Index is based on the MSCI Europe Index, its parent index, and includes large and mid-cap securities across 15 Developed Markets (DM)* countries in Europe. The index is considered EU Climate Transition Benchmarks under the EU Benchmark Regulation and takes into account the minimum requirements in the EU Benchmark Regulation. The Indexes aim to represent the performance of an investment strategy that reweights securities based upon the opportunities and risks associated with the climate transition risks and opportunities while satisfying the corresponding minimum requirements as per the EU Benchmark Regulation. Additionally, the Indexes also exclude securities of companies based on their revenues from the manufacture of tobacco products, thermal coal mining and thermal coal based power generation. To avoid concentration, the Index is then capped as per the MSCI 10/40 Indexes methodology.

For a complete description of the index methodology, please see [Index methodology - MSCI](#).

CUMULATIVE INDEX PERFORMANCE – NET RETURNS (EUR) (NOV 2013 – OCT 2024)



ANNUAL PERFORMANCE (%)

Year	MSCI Europe Climate Change CTB Select	MSCI Europe
2023	17.33	15.83
2022	-12.66	-9.49
2021	24.42	25.13
2020	0.84	-3.32
2019	28.39	26.05
2018	-11.38	-10.57
2017	10.63	10.24
2016	0.43	2.58
2015	10.86	8.22
2014	7.22	6.84

INDEX PERFORMANCE – NET RETURNS (%) (OCT 31, 2024)

	1 Mo	3 Mo	1 Yr	YTD	ANNUALIZED				Since Nov 26, 2013
					3 Yr	5 Yr	10 Yr	Since Nov 26, 2013	
MSCI Europe Climate Change CTB Select	-3.38	-0.84	24.63	10.70	5.45	8.39	7.42	7.36	
MSCI Europe	-3.26	-2.13	19.20	7.98	5.22	7.50	6.75	6.82	

FUNDAMENTALS (OCT 31, 2024)

Div Yld (%)	P/E	P/E Fwd	P/BV
2.80	17.23	14.95	2.38
3.26	14.73	13.25	2.04

INDEX RISK AND RETURN CHARACTERISTICS (NOV 26, 2013 – OCT 31, 2024)

	Beta	Tracking Error (%) ¹	Turnover (%) ¹	ANNUALIZED STD DEV (%) ²			SHARPE RATIO ^{2,3}			Since Nov 26, 2013	MAXIMUM DRAWDOWN (%)	Period YYYY-MM-DD
				3 Yr	5 Yr	10 Yr	3 Yr	5 Yr	10 Yr			
MSCI Europe Climate Change CTB Select	1.00	2.11	16.34	14.51	15.77	14.22	0.30	0.53	0.55	0.56	33.89	2020-02-19–2020-03-18
MSCI Europe	1.00	0.00	3.34	13.42	15.55	14.02	0.29	0.48	0.51	0.53	35.25	2020-02-19–2020-03-18

¹ Last 12 months

² Based on monthly net returns data

³ Based on EMMI EURIBOR 1M from Sep 1 2021 & on ICE LIBOR 1M prior that date

MSCI Europe Climate Change CTB Select Index (EUR)

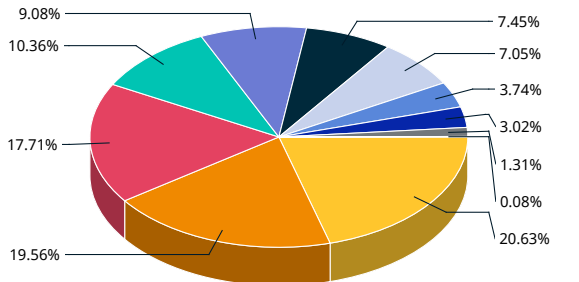
INDEX CHARACTERISTICS

	MSCI Europe Climate Change CTB Select	MSCI Europe
Number of Constituents	381	414
	Weight (%)	
Largest	4.87	3.31
Smallest	0.01	0.01
Average	0.26	0.24
Median	0.10	0.10

TOP 10 CONSTITUENTS

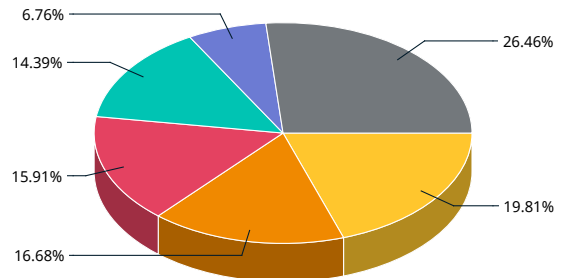
	Country	Index Wt. (%)	Parent Index Wt. (%)	Sector
SAP	DE	4.87	2.25	Info Tech
SCHNEIDER ELECTRIC	FR	4.19	1.30	Industrials
NOVO NORDISK B	DK	3.36	3.31	Health Care
IBERDROLA	ES	2.97	0.84	Utilities
ASTRAZENECA	GB	2.91	2.04	Health Care
ROCHE HOLDING GENUSS	CH	2.83	2.01	Health Care
NOVARTIS	CH	2.82	1.98	Health Care
LVMH MOET HENNESSY	FR	2.22	1.69	Cons Discr
SANOFI	FR	1.58	1.11	Health Care
HSBC HOLDINGS (GB)	GB	1.35	1.57	Financials
Total		29.10	18.10	

SECTOR WEIGHTS



- Health Care 20.63%
- Industrials 19.56%
- Financials 17.71%
- Consumer Discretionary 10.36%
- Information Technology 9.08%
- Utilities 7.45%
- Consumer Staples 7.05%
- Materials 3.74%
- Communication Services 3.02%
- Real Estate 1.31%
- Energy 0.08%

COUNTRY WEIGHTS



- France 19.81%
- United Kingdom 16.68%
- Switzerland 15.91%
- Germany 14.39%
- Spain 6.76%
- Other 26.46%

* DM countries include: Austria, Belgium, Denmark, Finland, France, Germany, Ireland, Israel, Italy, Netherlands, Norway, Portugal, Spain, Sweden, Switzerland and the UK.

The MSCI Europe Climate Change CTB Select Index was launched on Nov 05, 2020. Data prior to the launch date is back-tested test (i.e. calculations of how the index might have performed over that time period had the index existed). There are frequently material differences between back-tested performance and actual results. Past performance – whether actual or back-tested – is no indication or guarantee of future performance.

ABOUT MSCI

MSCI is a leading provider of critical decision support tools and services for the global investment community. With over 45 years of expertise in research, data and technology, we power better investment decisions by enabling clients to understand and analyze key drivers of risk and return and confidently build more effective portfolios. We create industry-leading research-enhanced solutions that clients use to gain insight into and improve transparency across the investment process. To learn more, please visit www.msci.com.

The information contained herein (the "Information") may not be reproduced or disseminated in whole or in part without prior written permission from MSCI. The Information may not be used to verify or correct other data, to create indexes, risk models, or analytics, or in connection with issuing, offering, sponsoring, managing or marketing any securities, portfolios, financial products or other investment vehicles. Historical data and analysis should not be taken as an indication or guarantee of any future performance, analysis, forecast or prediction. None of the Information or MSCI index or other product or service constitutes an offer to buy or sell, or a promotion or recommendation of, any security, financial instrument or product or trading strategy. Further, none of the Information or any MSCI index is intended to constitute investment advice or a recommendation to make (or refrain from making) any kind of investment decision and may not be relied on as such. The Information is provided "as is" and the user of the Information assumes the entire risk of any use it may make or permit to be made of the Information. NONE OF MSCI INC. OR ANY OF ITS SUBSIDIARIES OR ITS OR THEIR DIRECT OR INDIRECT SUPPLIERS OR ANY THIRD PARTY INVOLVED IN THE MAKING OR COMPILING OF THE INFORMATION (EACH, AN "MSCI PARTY") MAKES ANY WARRANTIES OR REPRESENTATIONS AND, TO THE MAXIMUM EXTENT PERMITTED BY LAW, EACH MSCI PARTY HEREBY EXPRESSLY DISCLAIMS ALL IMPLIED WARRANTIES, INCLUDING WARRANTIES OF MERCHANTABILITY AND FITNESS FOR A PARTICULAR PURPOSE. WITHOUT LIMITING ANY OF THE FOREGOING AND TO THE MAXIMUM EXTENT PERMITTED BY LAW, IN NO EVENT SHALL ANY OF THE MSCI PARTIES HAVE ANY LIABILITY REGARDING ANY OF THE INFORMATION FOR ANY DIRECT, INDIRECT, SPECIAL, PUNITIVE, CONSEQUENTIAL (INCLUDING LOST PROFITS) OR ANY OTHER DAMAGES EVEN IF NOTIFIED OF THE POSSIBILITY OF SUCH DAMAGES. The foregoing shall not exclude or limit any liability that may not by applicable law be excluded or limited.

© 2024 MSCI Inc. All rights reserved.