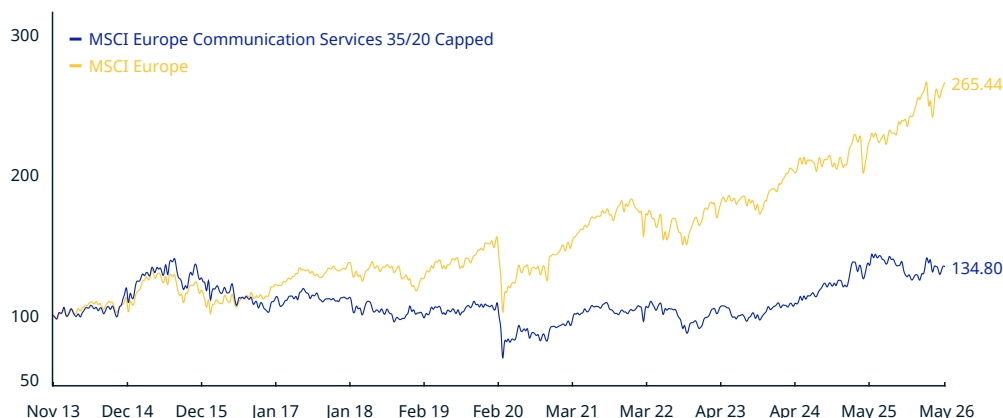


MSCI Europe Communication Services 35/20 Capped Index (EUR)

The **MSCI Europe Communication Services 35/20 Capped Index** is based on MSCI Europe index, its parent index and is designed to measure the performance of the large and mid cap representation across 15 Developed Markets (DM) countries in Europe*. All securities in the index are classified in the Communication Services sector as per the Global Industry Classification Standard (GICS®). The weight of the largest issuer in the index is constrained to 35% and the weights of all other entities are constrained to a maximum of 20%.

For a complete description of the index methodology, please see [Index methodology - MSCI](#).

CUMULATIVE INDEX PERFORMANCE – NET RETURNS (EUR) (NOV 2013 – MAY 2026)



ANNUAL PERFORMANCE (%)

Year	MSCI Europe Communication Services 35/20 Capped	MSCI Europe
2025	6.93	19.39
2024	14.81	8.59
2023	15.07	15.83
2022	-12.26	-9.49
2021	13.12	25.13
2020	-13.51	-3.32
2019	4.69	26.05
2018	-9.58	-10.57
2017	1.68	10.24
2016	-13.33	2.58
2015	11.90	8.22
2014	10.93	6.84

INDEX PERFORMANCE – NET RETURNS (%) (MAY 29, 2026)

	1 Mo	3 Mo	1 Yr	YTD	ANNUALIZED				Since Nov 26, 2013
					3 Yr	5 Yr	10 Yr		
MSCI Europe Communication Services 35/20 Capped	3.58	-4.34	-5.60	4.81	10.11	5.47	1.09	2.42	
MSCI Europe	3.16	0.19	16.70	7.50	14.15	10.02	8.81	8.11	

FUNDAMENTALS (MAY 29, 2026)

Div Yld (%)	P/E	P/E Fwd	P/BV
3.07	21.28	16.03	2.30
2.89	17.49	14.77	2.46

INDEX RISK AND RETURN CHARACTERISTICS (NOV 26, 2013 – MAY 29, 2026)

	Beta	Tracking Error (%)	Turnover (%) ¹	ANNUALIZED STD DEV (%) ²			SHARPE RATIO ^{2,3}			Since Nov 26, 2013	MAXIMUM DRAWDOWN	
				3 Yr	5 Yr	10 Yr	3 Yr	5 Yr	10 Yr		(%)	Period YYYY-MM-DD
MSCI Europe Communication Services 35/20 Capped	0.83	9.99	12.80	12.54	13.56	14.83	0.60	0.32	0.10	0.20	50.34	2015-08-05–2020-03-16
MSCI Europe	1.00	0.00	2.68	10.55	12.50	13.32	1.04	0.68	0.65	0.61	35.25	2020-02-19–2020-03-18

¹ Last 12 months

² Based on monthly net returns data

³ Based on EMMI EURIBOR 1M from Sep 1 2021 & on ICE LIBOR 1M prior that date

MSCI Europe Communication Services 35/20 Capped Index (EUR)

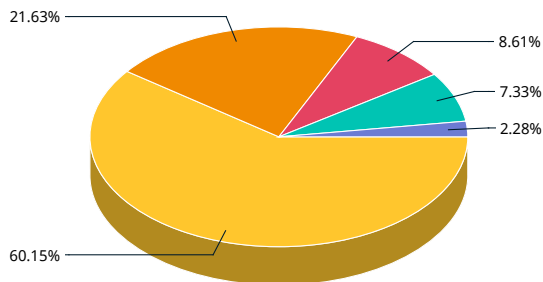
INDEX CHARACTERISTICS

	MSCI Europe Communication Services 35/20 Capped	MSCI Europe
Number of Constituents	21	403
	Weight (%)	
Largest	24.93	4.40
Smallest	0.87	0.02
Average	4.76	0.25
Median	3.23	0.11

TOP 10 CONSTITUENTS

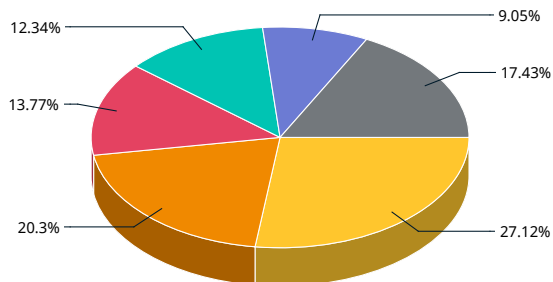
	Country	Index Wt. (%)	Parent Index Wt. (%)
DEUTSCHE TELEKOM	DE	24.93	0.87
SPOTIFY TECHNOLOGY	SE	15.68	0.55
ORANGE	FR	7.84	0.27
VODAFONE GROUP	GB	5.67	0.20
UNIVERSAL MUSIC GROUP	NL	5.04	0.18
PUBLICIS GROUPE	FR	4.50	0.16
SWISSCOM	CH	4.46	0.16
KONINKLIJKE KPN	NL	4.01	0.14
TELEFONICA	ES	3.41	0.12
BT GROUP	GB	3.39	0.12
Total		78.93	2.75

SUB-INDUSTRY WEIGHTS



- Integrated Telecommunication Services 60.15%
- Movies & Entertainment 21.63%
- Wireless Telecommunication Services 8.61%
- Advertising 7.33%
- Interactive Media & Services 2.28%

COUNTRY WEIGHTS



- Germany 27.12%
- Sweden 20.3%
- United Kingdom 13.77%
- France 12.34%
- Netherlands 9.05%
- Other 17.43%

* DM countries include: Austria, Belgium, Denmark, Finland, France, Germany, Ireland, Italy, the Netherlands, Norway, Portugal, Spain, Sweden, Switzerland and the UK.

The MSCI Europe Communication Services 35/20 Capped Index was launched on May 07, 2020. Data prior to the launch date is back-tested test (i.e. calculations of how the index might have performed over that time period had the index existed). There are frequently material differences between back-tested performance and actual results. Past performance – whether actual or back-tested – is no indication or guarantee of future performance.

ABOUT MSCI

MSCI (NYSE: MSCI Inc.) strengthens global markets by connecting participants across the financial ecosystem with a common language. Our research-based data, analytics and indexes, supported by advanced technology, set standards for global investors and help our clients understand risks and opportunities so they can make better decisions and unlock innovation. We serve asset managers and owners, private-market sponsors and investors, hedge funds, wealth managers, banks, insurers and corporates. To learn more, please visit www.msci.com.

The data, data feeds, databases, reports, text, graphs, charts, images, videos, recordings, models, metrics, analytics, indexes, assessments, ratings, scores, software, websites, products, services and other information delivered in connection with this notice (the "Information"): (a) are proprietary information of MSCI and its suppliers, (b) may not be used for commercial purposes without prior written permission from MSCI Inc. or its affiliates ("MSCI"), and (c) are not investment advice and must not be relied on as such. The Information and its use are further subject to the disclaimer at <https://www.msci.com/legal/notice-and-disclaimer>. As detailed therein, MSCI AND ITS SUPPLIERS MAKE NO EXPRESS OR IMPLIED WARRANTIES OF MERCHANTABILITY, FITNESS FOR A PARTICULAR PURPOSE OR OTHERWISE WITH RESPECT TO THE INFORMATION HEREIN AND DISCLAIM ALL LIABILITY TO THE MAXIMUM EXTENT PERMITTED BY LAW. For information about how MSCI collects and uses personal data, refer to <https://www.msci.com/privacy-pledge>.

© 2026 MSCI Inc. All rights reserved.

