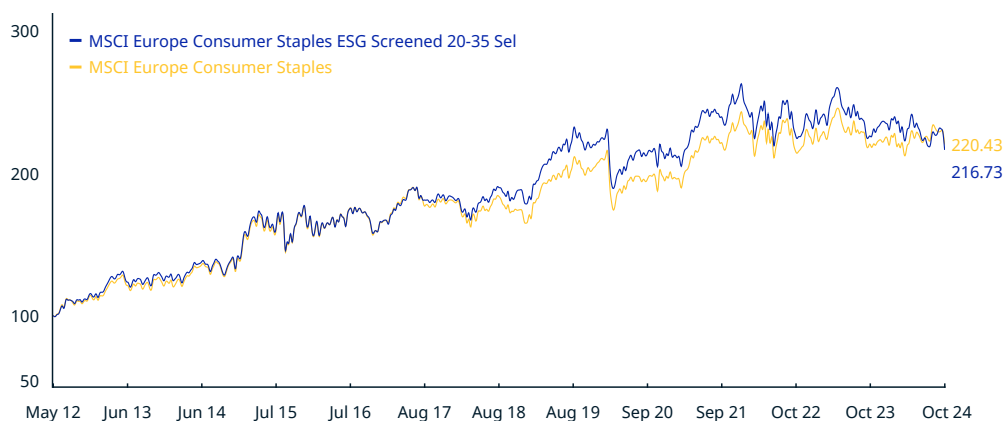


MSCI Europe Consumer Staples ESG Screened 20-35 Select Index (EUR)

The MSCI Europe Consumer Staples ESG Screened 20-35 Select Index is based on the MSCI Europe Consumer Staples Index, its parent index, and includes large and mid-cap securities across 15 Developed Markets (DM) in Europe. The index excludes companies from the parent index that are associated with controversial, civilian and nuclear weapons and tobacco, that derive revenues from conventional weapons, thermal coal and oil sands extraction and that are not compliant with the United Nations Global Compact principles. Further, the companies are required to have an MSCI ESG Rating of 'B' or above to be eligible for inclusion in the index. All securities in the index are classified in the Consumer Staples sector as per the Global Industry Classification Standard (GICS®). The index is weighted in accordance with the MSCI Capped Indexes methodology, such that the largest group entity within each Index is capped at 35% while all other group entities are capped at 20%, with a buffer of 10% applied on these limits at each index rebalancing.

For a complete description of the index methodology, please see [Index methodology - MSCI](#).

CUMULATIVE INDEX PERFORMANCE – NET RETURNS (EUR) (MAY 2012 – OCT 2024)



ANNUAL PERFORMANCE (%)

Year	MSCI Europe Consumer Staples ESG Screened 20-35 Sel	MSCI Europe Consumer Staples
2023	2.21	1.51
2022	-10.79	-8.30
2021	20.01	20.48
2020	-2.49	-3.51
2019	24.16	25.31
2018	-2.52	-8.94
2017	9.82	8.83
2016	-0.71	-0.29
2015	18.98	19.78
2014	9.40	11.26
2013	14.00	12.56

INDEX PERFORMANCE – NET RETURNS (%) (OCT 31, 2024)

	1 Mo	3 Mo	1 Yr	YTD	ANNUALIZED				Since May 31, 2012
					3 Yr	5 Yr	10 Yr		
MSCI Europe Consumer Staples ESG Screened 20-35 Sel	-7.65	-2.35	-4.51	-8.35	-4.24	-0.29	4.83	6.42	
MSCI Europe Consumer Staples	-5.14	-2.14	1.52	-1.47	-1.05	1.85	5.10	6.57	

FUNDAMENTALS (OCT 31, 2024)

Div Yld (%)	P/E	P/E Fwd	P/BV
2.57	19.55	17.09	2.79
3.42	17.18	15.07	3.04

INDEX RISK AND RETURN CHARACTERISTICS (MAY 31, 2012 – OCT 31, 2024)

	Beta	Tracking Error (%)	Turnover (%) ¹	ANNUALIZED STD DEV (%) ²			SHARPE RATIO ^{2,3}			Since May 31, 2012	MAXIMUM DRAWDOWN (%)	Period YYYY-MM-DD
				3 Yr	5 Yr	10 Yr	3 Yr	5 Yr	10 Yr			
MSCI Europe Consumer Staples ESG Screened 20-35 Sel	0.98	2.73	12.77	13.00	13.17	12.86	-0.43	-0.03	0.40	0.54	25.56	2019-09-04–2020-03-16
MSCI Europe Consumer Staples	1.00	0.00	1.65	11.54	12.49	12.67	-0.21	0.13	0.43	0.56	25.01	2020-02-19–2020-03-16

¹ Last 12 months

² Based on monthly net returns data

³ Based on EMMI EURIBOR 1M from Sep 1 2021 & on ICE LIBOR 1M prior that date

MSCI Europe Consumer Staples ESG Screened 20-35 Select Index (EUR)

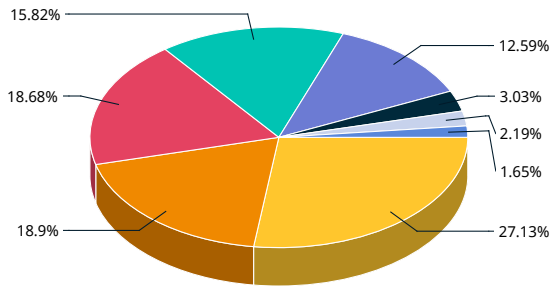
INDEX CHARACTERISTICS

	MSCI Europe Consumer Staples ESG Screened 20-35 Sel	MSCI Europe Consumer Staples
Number of Constituents	26	37
Weight (%)		
Largest	17.37	21.56
Smallest	0.53	0.24
Average	3.85	2.70
Median	2.32	1.17

TOP 10 CONSTITUENTS

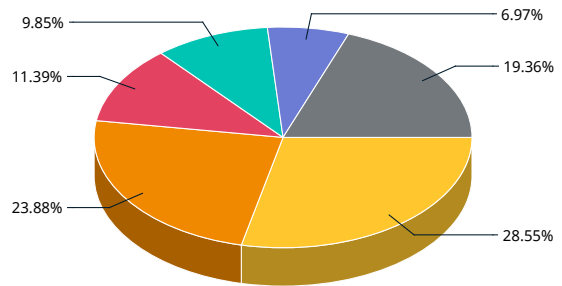
	Country	Index Wt. (%)	Parent Index Wt. (%)
L'OREAL	FR	17.37	7.84
DIAGEO	GB	13.25	5.98
ANHEUSER-BUSCH INBEV	BE	10.36	4.68
RECKITT BENCKISER GROUP	GB	8.12	3.67
HALEON	GB	7.18	3.24
PERNOD RICARD	FR	4.86	2.19
HEINEKEN NV	NL	4.56	2.06
ESSITY B	SE	3.31	1.49
COCA COLA EUROPAC (US)	NL	3.03	1.37
KERRY GROUP A	IE	2.96	1.34
Total		75.00	33.86

SUB-INDUSTRY WEIGHTS



- Personal Care Products 27.13%
- Distillers & Vintners 18.9%
- Brewers 18.68%
- Household Products 15.82%
- Packaged Foods & Meats 12.59%
- Soft Drinks & Non-alcoholic Beverages 3.03%
- Food Retail 2.19%
- Consumer Staples Merchandise Retail 1.65%

COUNTRY WEIGHTS



- United Kingdom 28.55%
- France 23.88%
- Belgium 11.39%
- Netherlands 9.85%
- Germany 6.97%
- Other 19.36%

* DM countries include: Austria, Belgium, Denmark, Finland, France, Germany, Ireland, Italy, the Netherlands, Norway, Portugal, Spain, Sweden, Switzerland and the UK.

The MSCI Europe Consumer Staples ESG Screened 20-35 Select Index was launched on Sep 29, 2020. Data prior to the launch date is back-tested test (i.e. calculations of how the index might have performed over that time period had the index existed). There are frequently material differences between back-tested performance and actual results. Past performance – whether actual or back-tested – is no indication or guarantee of future performance.

ABOUT MSCI

MSCI is a leading provider of critical decision support tools and services for the global investment community. With over 45 years of expertise in research, data and technology, we power better investment decisions by enabling clients to understand and analyze key drivers of risk and return and confidently build more effective portfolios. We create industry-leading research-enhanced solutions that clients use to gain insight into and improve transparency across the investment process. To learn more, please visit www.msci.com.

The information contained herein (the "Information") may not be reproduced or disseminated in whole or in part without prior written permission from MSCI. The Information may not be used to verify or correct other data, to create indexes, risk models, or analytics, or in connection with issuing, offering, sponsoring, managing or marketing any securities, portfolios, financial products or other investment vehicles. Historical data and analysis should not be taken as an indication or guarantee of any future performance, analysis, forecast or prediction. None of the Information or MSCI index or other product or service constitutes an offer to buy or sell, or a promotion or recommendation of, any security, financial instrument or product or trading strategy. Further, none of the Information or any MSCI index is intended to constitute investment advice or a recommendation to make (or refrain from making) any kind of investment decision and may not be relied on as such. The Information is provided "as is" and the user of the Information assumes the entire risk of any use it may make or permit to be made of the Information. NONE OF MSCI INC. OR ANY OF ITS SUBSIDIARIES OR ITS OR THEIR DIRECT OR INDIRECT SUPPLIERS OR ANY THIRD PARTY INVOLVED IN THE MAKING OR COMPILING OF THE INFORMATION (EACH, AN "MSCI PARTY") MAKES ANY WARRANTIES OR REPRESENTATIONS AND, TO THE MAXIMUM EXTENT PERMITTED BY LAW, EACH MSCI PARTY HEREBY EXPRESSLY DISCLAIMS ALL IMPLIED WARRANTIES, INCLUDING WARRANTIES OF MERCHANTABILITY AND FITNESS FOR A PARTICULAR PURPOSE. WITHOUT LIMITING ANY OF THE FOREGOING AND TO THE MAXIMUM EXTENT PERMITTED BY LAW, IN NO EVENT SHALL ANY OF THE MSCI PARTIES HAVE ANY LIABILITY REGARDING ANY OF THE INFORMATION FOR ANY DIRECT, INDIRECT, SPECIAL, PUNITIVE, CONSEQUENTIAL (INCLUDING LOST PROFITS) OR ANY OTHER DAMAGES EVEN IF NOTIFIED OF THE POSSIBILITY OF SUCH DAMAGES. The foregoing shall not exclude or limit any liability that may not by applicable law be excluded or limited.

© 2024 MSCI Inc. All rights reserved.

