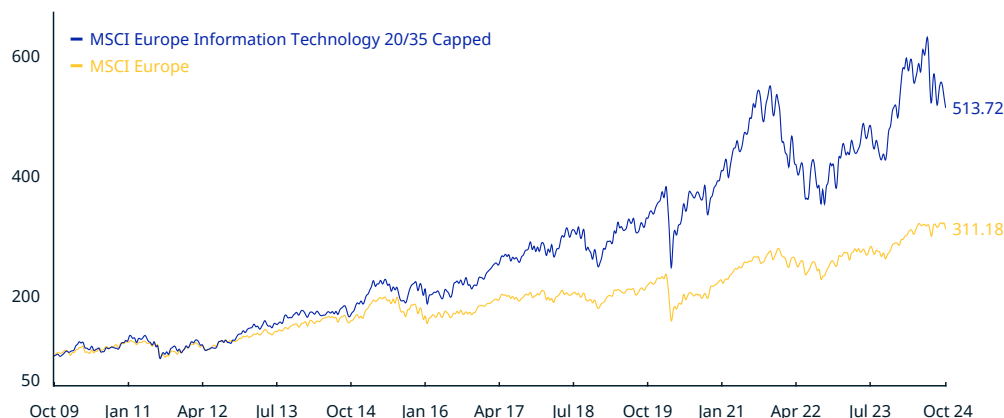


MSCI Europe Information Technology 20/35 Capped Index (EUR)

The **MSCI Europe Information Technology 20/35 Capped Index** is based on MSCI Europe index, its parent index and is designed to measure the performance of the large and mid cap representation across 15 Developed Markets (DM) countries in Europe*. All securities in the index are classified in the Information Technology sector as per the Global Industry Classification Standard (GICS®). The weight of the largest group entity in the index is constrained to 35% and the weights of all other entities are constrained to a maximum of 20%.

For a complete description of the index methodology, please see [Index methodology - MSCI](#).

CUMULATIVE INDEX PERFORMANCE – NET RETURNS (EUR) (OCT 2009 – OCT 2024)



ANNUAL PERFORMANCE (%)

Year	MSCI Europe Information Technology 20/35 Capped	MSCI Europe
2023	35.09	15.83
2022	-28.75	-9.49
2021	36.71	25.13
2020	11.61	-3.32
2019	37.01	26.05
2018	-6.83	-10.57
2017	19.62	10.24
2016	4.22	2.58
2015	15.42	8.22
2014	8.45	6.84
2013	28.10	19.82
2012	25.78	17.29
2011	-9.52	-8.08
2010	16.24	11.10

INDEX PERFORMANCE – NET RETURNS (%) (OCT 31, 2024)

	1 Mo	3 Mo	1 Yr	YTD	ANNUALIZED				Since May 30, 2008
					3 Yr	5 Yr	10 Yr		
MSCI Europe Information Technology 20/35 Capped	-7.43	-10.54	20.03	0.03	-1.04	9.50	11.41	7.93	
MSCI Europe	-3.26	-2.13	19.20	7.98	5.22	7.50	6.75	5.42	

FUNDAMENTALS (OCT 31, 2024)

Div Yld (%)	P/E	P/E Fwd	P/BV
1.35	25.70	21.12	4.01
3.26	14.73	13.25	2.04

INDEX RISK AND RETURN CHARACTERISTICS (MAY 30, 2008 – OCT 31, 2024)

	Beta	Tracking Error (%)	Turnover (%) ¹	ANNUALIZED STD DEV (%) ²			SHARPE RATIO ^{2,3}			Since May 30, 2008	MAXIMUM DRAWDOWN	
				3 Yr	5 Yr	10 Yr	3 Yr	5 Yr	10 Yr		(%)	Period YYYY-MM-DD
MSCI Europe Information Technology 20/35 Capped	1.15	11.91	13.14	25.17	23.91	20.45	-0.00	0.46	0.61	0.45	50.41	2008-05-30–2009-03-06
MSCI Europe	1.00	0.00	3.34	13.42	15.55	14.02	0.29	0.48	0.51	0.39	50.12	2008-05-30–2009-03-09

¹ Last 12 months

² Based on monthly net returns data

³ Based on EMMI EURIBOR 1M from Sep 1 2021 & on ICE LIBOR 1M prior that date

MSCI Europe Information Technology 20/35 Capped Index (EUR)

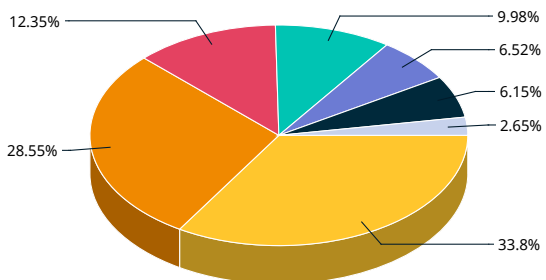
INDEX CHARACTERISTICS

	MSCI Europe Information Technology 20/35 Capped	MSCI Europe
Number of Constituents	17	414
	Weight (%)	
Largest	26.68	3.31
Smallest	0.58	0.01
Average	5.88	0.24
Median	4.01	0.10

TOP 10 CONSTITUENTS

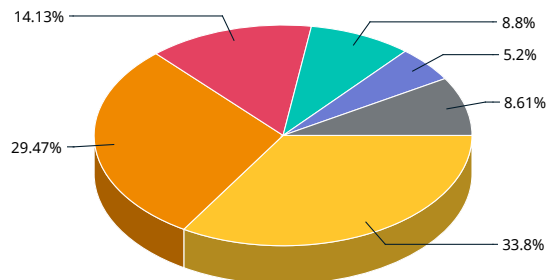
	Country	Index Wt. (%)	Parent Index Wt. (%)
ASML HLDG	NL	26.68	2.49
SAP	DE	19.06	2.25
INFINEON TECHNOLOGIES	DE	8.54	0.38
CAPGEMINI	FR	5.57	0.25
ASM INTERNATIONAL	NL	5.42	0.24
NOKIA CORP	FI	5.20	0.23
ERICSSON (LM) B	SE	4.79	0.21
DASSAULT SYSTEMES	FR	4.74	0.21
HEXAGON B	SE	4.01	0.18
STMICROELECTRONICS	FR	3.82	0.17
Total		87.82	6.63

SUB-INDUSTRY WEIGHTS



- Semiconductor Materials & Equipment 33.8%
- Application Software 28.55%
- Semiconductors 12.35%
- Communications Equipment 9.98%
- Electronic Equipment & Instruments 6.52%
- IT Consulting & Other Services 6.15%
- Technology Hardware, Storage & Peripherals 2.65%

COUNTRY WEIGHTS



- Netherlands 33.8%
- Germany 29.47%
- France 14.13%
- Sweden 8.8%
- Finland 5.2%
- Other 8.61%

* DM countries include: Austria, Belgium, Denmark, Finland, France, Germany, Ireland, Italy, the Netherlands, Norway, Portugal, Spain, Sweden, Switzerland and the UK.

The MSCI Europe Information Technology 20/35 Capped Index was launched on Mar 26, 2020. Data prior to the launch date is back-tested test (i.e. calculations of how the index might have performed over that time period had the index existed). There are frequently material differences between back-tested performance and actual results. Past performance – whether actual or back-tested – is no indication or guarantee of future performance.

ABOUT MSCI

MSCI is a leading provider of critical decision support tools and services for the global investment community. With over 45 years of expertise in research, data and technology, we power better investment decisions by enabling clients to understand and analyze key drivers of risk and return and confidently build more effective portfolios. We create industry-leading research-enhanced solutions that clients use to gain insight into and improve transparency across the investment process. To learn more, please visit www.msci.com.

The information contained herein (the "Information") may not be reproduced or disseminated in whole or in part without prior written permission from MSCI. The Information may not be used to verify or correct other data, to create indexes, risk models, or analytics, or in connection with issuing, offering, sponsoring, managing or marketing any securities, portfolios, financial products or other investment vehicles. Historical data and analysis should not be taken as an indication or guarantee of any future performance, analysis, forecast or prediction. None of the Information or MSCI index or other product or service constitutes an offer to buy or sell, or a promotion or recommendation of, any security, financial instrument or product or trading strategy. Further, none of the Information or any MSCI index is intended to constitute investment advice or a recommendation to make (or refrain from making) any kind of investment decision and may not be relied on as such. The Information is provided "as is" and the user of the Information assumes the entire risk of any use it may make or permit to be made of the Information. NONE OF MSCI INC. OR ANY OF ITS SUBSIDIARIES OR ITS OR THEIR DIRECT OR INDIRECT SUPPLIERS OR ANY THIRD PARTY INVOLVED IN THE MAKING OR COMPILING OF THE INFORMATION (EACH, AN "MSCI PARTY") MAKES ANY WARRANTIES OR REPRESENTATIONS AND, TO THE MAXIMUM EXTENT PERMITTED BY LAW, EACH MSCI PARTY HEREBY EXPRESSLY DISCLAIMS ALL IMPLIED WARRANTIES, INCLUDING WARRANTIES OF MERCHANTABILITY AND FITNESS FOR A PARTICULAR PURPOSE. WITHOUT LIMITING ANY OF THE FOREGOING AND TO THE MAXIMUM EXTENT PERMITTED BY LAW, IN NO EVENT SHALL ANY OF THE MSCI PARTIES HAVE ANY LIABILITY REGARDING ANY OF THE INFORMATION FOR ANY DIRECT, INDIRECT, SPECIAL, PUNITIVE, CONSEQUENTIAL (INCLUDING LOST PROFITS) OR ANY OTHER DAMAGES EVEN IF NOTIFIED OF THE POSSIBILITY OF SUCH DAMAGES. The foregoing shall not exclude or limit any liability that may not by applicable law be excluded or limited.

© 2024 MSCI Inc. All rights reserved.