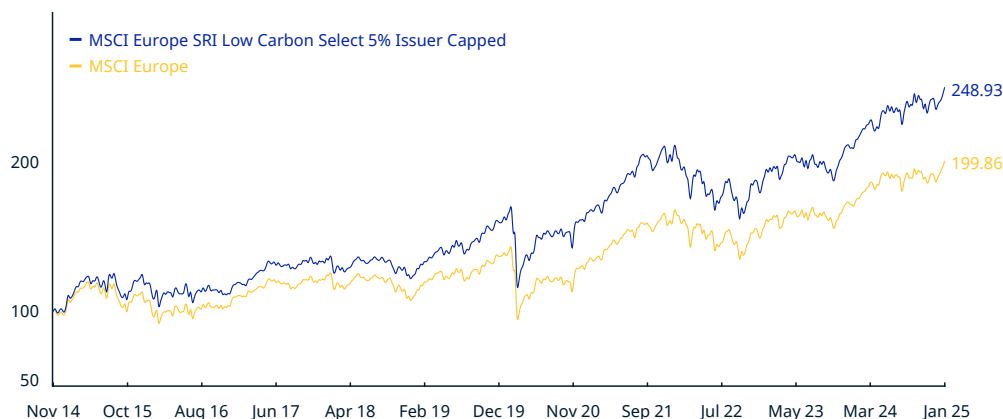


# MSCI Europe SRI Low Carbon Select 5% Issuer Capped Index (EUR)

The MSCI Europe SRI Low Carbon Select 5% Issuer Capped Index captures large and mid-cap representation across 15 Developed Markets (DM) countries\* in the Europe. The index is designed to represent the performance of companies that have lower carbon exposure than that of the broad market and have high Environmental, Social and Governance (ESG) performance. Further, the Index also aims to avoid concentration by capping issuers within the Index to a maximum weight of 5% in accordance with the MSCI Capped Indexes methodology. Constituent selection is based on research provided by MSCI ESG Research.

For a complete description of the index methodology, please see [Index methodology - MSCI](#).

## CUMULATIVE INDEX PERFORMANCE – NET RETURNS (EUR) (NOV 2014 – JAN 2025)



## ANNUAL PERFORMANCE (%)

Year	MSCI Europe SRI Low Carbon Select 5% Issuer Capped	MSCI Europe
2024	11.71	8.59
2023	17.86	15.83
2022	-13.90	-9.49
2021	26.11	25.13
2020	3.64	-3.32
2019	29.93	26.05
2018	-7.36	-10.57
2017	11.71	10.24
2016	-0.10	2.58
2015	17.18	8.22

## INDEX PERFORMANCE – NET RETURNS (%) (JAN 31, 2025)

	1 Mo	3 Mo	1 Yr	YTD	ANNUALIZED				Since Nov 25, 2014
					3 Yr	5 Yr	10 Yr	Since Nov 25, 2014	
MSCI Europe SRI Low Carbon Select 5% Issuer Capped	5.54	6.66	15.40	5.54	8.34	9.42	8.62	9.36	
MSCI Europe	6.47	7.06	13.82	6.47	7.78	8.23	6.55	7.03	

## FUNDAMENTALS (JAN 31, 2025)

Div Yld (%)	P/E	P/E Fwd	P/BV
2.49	21.31	17.34	3.24
3.06	15.62	13.96	2.19

## INDEX RISK AND RETURN CHARACTERISTICS (NOV 25, 2014 – JAN 31, 2025)

	Beta	Tracking Error (%)	Turnover (%) <sup>1</sup>	ANNUALIZED STD DEV (%) <sup>2</sup>			SHARPE RATIO <sup>2,3</sup>			Since Nov 25, 2014	MAXIMUM DRAWDOWN	
				3 Yr	5 Yr	10 Yr	3 Yr	5 Yr	10 Yr		(%)	Period YYYY-MM-DD
MSCI Europe SRI Low Carbon Select 5% Issuer Capped	0.97	3.33	21.41	13.98	15.89	13.98	0.48	0.57	0.63	0.68	33.17	2020-02-19–2020-03-18
MSCI Europe	1.00	0.00	3.43	13.26	15.71	13.95	0.46	0.51	0.50	0.53	35.25	2020-02-19–2020-03-18

<sup>1</sup> Last 12 months

<sup>2</sup> Based on monthly net returns data

<sup>3</sup> Based on EMMI EURIBOR 1M from Sep 1 2021 & on ICE LIBOR 1M prior that date

# MSCI Europe SRI Low Carbon Select 5% Issuer Capped Index (EUR)

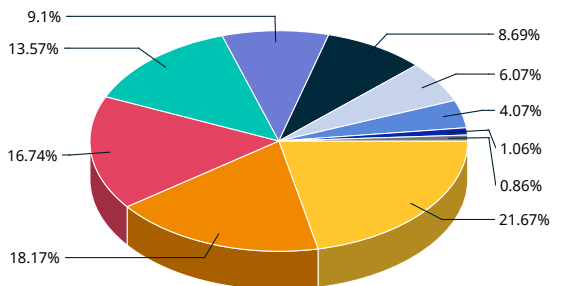
## INDEX CHARACTERISTICS

	MSCI Europe SRI Low Carbon Select 5% Issuer Capped	MSCI Europe
<b>Number of Constituents</b>	118	414
	Weight (%)	
<b>Largest</b>	5.39	2.70
<b>Smallest</b>	0.07	0.02
<b>Average</b>	0.85	0.24
<b>Median</b>	0.42	0.10

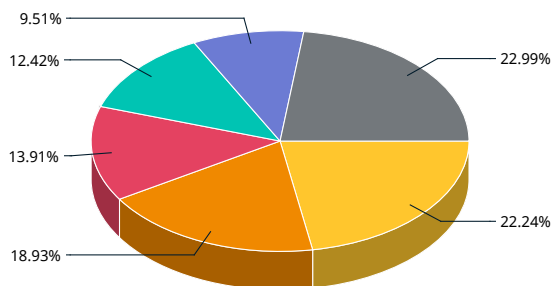
## TOP 10 CONSTITUENTS

	Country	Index Wt. (%)	Parent Index Wt. (%)	Sector
ASML HLDG	NL	5.39	2.70	Info Tech
ROCHE HOLDING GENUSS	CH	5.05	1.99	Health Care
SCHNEIDER ELECTRIC	FR	4.76	1.25	Industrials
NOVO NORDISK B	DK	3.76	2.45	Health Care
RELX (GB)	GB	3.47	0.84	Industrials
HERMES INTERNATIONAL	FR	3.34	0.81	Cons Discr
ZURICH INSURANCE GROUP	CH	3.33	0.80	Financials
ABB LTD	CH	3.24	0.78	Industrials
ESSILORLUXOTTICA	FR	3.06	0.74	Health Care
MUENCHENER RUECKVERSICH	DE	2.71	0.65	Financials
<b>Total</b>		<b>38.12</b>	<b>13.02</b>	

## SECTOR WEIGHTS



## COUNTRY WEIGHTS



- Financials 21.67%
- Health Care 18.17%
- Industrials 16.74%
- Consumer Discretionary 13.57%
- Consumer Staples 9.1%
- Information Technology 8.69%
- Materials 6.07%
- Communication Services 4.07%
- Real Estate 1.06%
- Utilities 0.86%

- Switzerland 22.24%
- France 18.93%
- United Kingdom 13.91%
- Netherlands 12.42%
- Germany 9.51%
- Other 22.99%

\* DM countries include: Austria, Belgium, Denmark, Finland, France, Germany, Ireland, Israel, Italy, Netherlands, Norway, Portugal, Spain, Sweden, Switzerland and the UK.

The MSCI ESG Indexes use ratings and other data supplied by MSCI ESG Research Inc, a subsidiary of MSCI Inc.

The MSCI Europe SRI Low Carbon Select 5% Issuer Capped Index was launched on Nov 11, 2020. Data prior to the launch date is back-tested test (i.e. calculations of how the index might have performed over that time period had the index existed). There are frequently material differences between back-tested performance and actual results. Past performance – whether actual or back-tested – is no indication or guarantee of future performance.

## ABOUT MSCI

MSCI is a leading provider of critical decision support tools and services for the global investment community. With over 45 years of expertise in research, data and technology, we power better investment decisions by enabling clients to understand and analyze key drivers of risk and return and confidently build more effective portfolios. We create industry-leading research-enhanced solutions that clients use to gain insight into and improve transparency across the investment process. To learn more, please visit [www.msci.com](http://www.msci.com).

The information contained herein (the "Information") may not be reproduced or disseminated in whole or in part without prior written permission from MSCI. The Information may not be used to verify or correct other data, to create indexes, risk models, or analytics, or in connection with issuing, offering, sponsoring, managing or marketing any securities, portfolios, financial products or other investment vehicles. Historical data and analysis should not be taken as an indication or guarantee of any future performance, analysis, forecast or prediction. None of the Information or MSCI index or other product or service constitutes an offer to buy or sell, or a promotion or recommendation of, any security, financial instrument or product or trading strategy. Further, none of the Information or any MSCI index is intended to constitute investment advice or a recommendation to make (or refrain from making) any kind of investment decision and may not be relied on as such. The Information is provided "as is" and the user of the Information assumes the entire risk of any use it may make or permit to be made of the Information. NONE OF MSCI INC. OR ANY OF ITS SUBSIDIARIES OR ITS OR THEIR DIRECT OR INDIRECT SUPPLIERS OR ANY THIRD PARTY INVOLVED IN THE MAKING OR COMPILING OF THE INFORMATION (EACH, AN "MSCI PARTY") MAKES ANY WARRANTIES OR REPRESENTATIONS AND, TO THE MAXIMUM EXTENT PERMITTED BY LAW, EACH MSCI PARTY HEREBY EXPRESSLY DISCLAIMS ALL IMPLIED WARRANTIES, INCLUDING WARRANTIES OF MERCHANTABILITY AND FITNESS FOR A PARTICULAR PURPOSE. WITHOUT LIMITING ANY OF THE FOREGOING AND TO THE MAXIMUM EXTENT PERMITTED BY LAW, IN NO EVENT SHALL ANY OF THE MSCI PARTIES HAVE ANY LIABILITY REGARDING ANY OF THE INFORMATION FOR ANY DIRECT, INDIRECT, SPECIAL, PUNITIVE, CONSEQUENTIAL (INCLUDING LOST PROFITS) OR ANY OTHER DAMAGES EVEN IF NOTIFIED OF THE POSSIBILITY OF SUCH DAMAGES. The foregoing shall not exclude or limit any liability that may not by applicable law be excluded or limited.

© 2025 MSCI Inc. All rights reserved.

