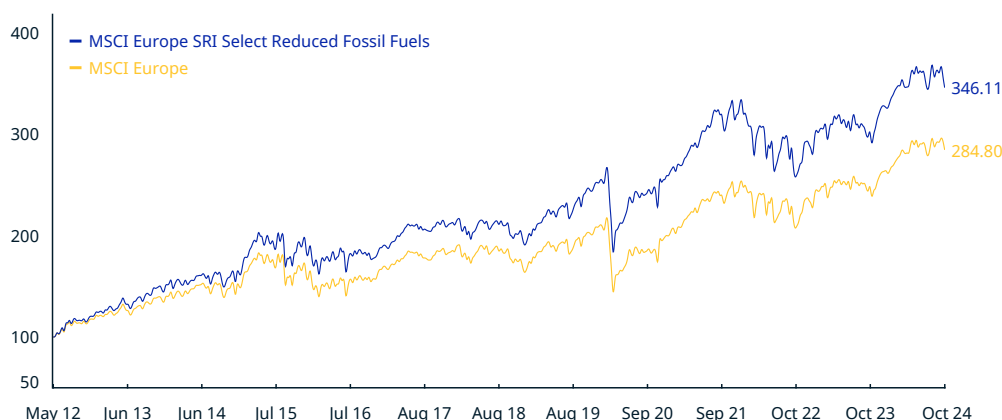


MSCI Europe SRI Select Reduced Fossil Fuels Index (EUR)

The MSCI Europe SRI Select Reduced Fossil Fuels Index is based on the MSCI Europe Index, its parent index, and includes large and mid-cap securities across 15 Developed Markets (DM) in Europe. The index aims to represent the performance of companies that are consistent with specific values and climate change based criteria, as well as exhibit a high minimum level of ESG performance. The Index is designed for investors seeking a diversified Socially Responsible Investment (SRI) benchmark comprised of companies with strong sustainability profiles while avoiding companies incompatible with values screen or having exposure to fossil fuels through extraction and production activities, power generation activities or reserves ownership. Constituent selection is based on research provided by MSCI ESG Research. The Index is float-adjusted market capitalization weighted and a 5% capping is applied on issuer weights in the Index.

For a complete description of the index methodology, please see [Index methodology - MSCI](#).

CUMULATIVE INDEX PERFORMANCE – NET RETURNS (EUR) (MAY 2012 – OCT 2024)



ANNUAL PERFORMANCE (%)

Year	MSCI Europe SRI Select Reduced Fossil Fuels	MSCI Europe
2023	16.99	15.83
2022	-15.38	-9.49
2021	26.67	25.13
2020	3.80	-3.32
2019	31.37	26.05
2018	-9.16	-10.57
2017	11.71	10.24
2016	0.78	2.58
2015	14.65	8.22
2014	7.29	6.84
2013	25.75	19.82

INDEX PERFORMANCE – NET RETURNS (%) (OCT 31, 2024)

	1 Mo	3 Mo	1 Yr	YTD	ANNUALIZED				Since May 31, 2012
					3 Yr	5 Yr	10 Yr		
MSCI Europe SRI Select Reduced Fossil Fuels	-5.01	-3.99	17.96	5.51	2.46	7.53	8.13	10.51	
MSCI Europe	-3.26	-2.13	19.20	7.98	5.22	7.50	6.75	8.79	

FUNDAMENTALS (OCT 31, 2024)

Div Yld (%)	P/E	P/E Fwd	P/BV
2.71	19.52	16.77	2.91
3.26	14.73	13.25	2.04

INDEX RISK AND RETURN CHARACTERISTICS (MAY 31, 2012 – OCT 31, 2024)

	Beta	Tracking Error (%)	Turnover (%) ¹	ANNUALIZED STD DEV (%) ²			SHARPE RATIO ^{2,3}			Since May 31, 2012	MAXIMUM DRAWDOWN	
				3 Yr	5 Yr	10 Yr	3 Yr	5 Yr	10 Yr		(%)	Period YYYY-MM-DD
MSCI Europe SRI Select Reduced Fossil Fuels	0.99	2.95	22.64	14.73	15.78	14.14	0.10	0.48	0.60	0.80	33.16	2020-02-19–2020-03-18
MSCI Europe	1.00	0.00	3.34	13.42	15.55	14.02	0.29	0.48	0.51	0.69	35.25	2020-02-19–2020-03-18

¹ Last 12 months

² Based on monthly net returns data

³ Based on EMMI EURIBOR 1M from Sep 1 2021 & on ICE LIBOR 1M prior that date

MSCI Europe SRI Select Reduced Fossil Fuels Index (EUR)

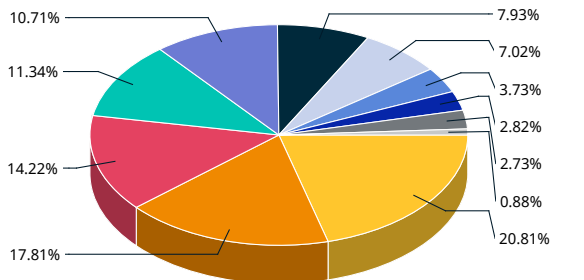
INDEX CHARACTERISTICS

	MSCI Europe SRI Select Reduced Fossil Fuels	MSCI Europe
Number of Constituents	113	414
	Weight (%)	
Largest	6.43	3.31
Smallest	0.11	0.01
Average	0.88	0.24
Median	0.44	0.10

TOP 10 CONSTITUENTS

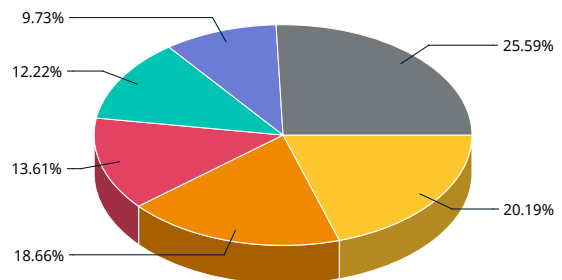
	Country	Index Wt. (%)	Parent Index Wt. (%)	Sector
NOVO NORDISK B	DK	6.43	3.31	Health Care
SCHNEIDER ELECTRIC	FR	5.17	1.30	Industrials
ASML HLDG	NL	5.06	2.49	Info Tech
L'OREAL	FR	3.43	0.83	Cons Staples
ABB LTD	CH	3.34	0.81	Industrials
ZURICH INSURANCE GROUP	CH	3.30	0.80	Financials
RELX (GB)	GB	3.26	0.79	Industrials
NESTLE CORPORATION	FI	2.73	0.06	Energy
HERMES INTERNATIONAL	FR	2.72	0.66	Cons Discr
MUENCHENER RUECKVERSICH	DE	2.61	0.63	Financials
Total		38.05	11.70	

SECTOR WEIGHTS



- Financials 20.81%
- Industrials 17.81%
- Health Care 14.22%
- Consumer Discretionary 11.34%
- Consumer Staples 10.71%
- Information Technology 7.93%
- Materials 7.02%
- Communication Services 3.73%
- Utilities 2.82%
- Energy 2.73%
- Real Estate 0.88%

COUNTRY WEIGHTS



- Switzerland 20.19%
- France 18.66%
- Netherlands 13.61%
- United Kingdom 12.22%
- Denmark 9.73%
- Other 25.59%

* DM countries include: Austria, Belgium, Denmark, Finland, France, Germany, Ireland, Italy, the Netherlands, Norway, Portugal, Spain, Sweden, Switzerland and the UK.

The MSCI Europe SRI Select Reduced Fossil Fuels Index was launched on Oct 04, 2019. Data prior to the launch date is back-tested test (i.e. calculations of how the index might have performed over that time period had the index existed). There are frequently material differences between back-tested performance and actual results. Past performance – whether actual or back-tested – is no indication or guarantee of future performance.

ABOUT MSCI

MSCI is a leading provider of critical decision support tools and services for the global investment community. With over 45 years of expertise in research, data and technology, we power better investment decisions by enabling clients to understand and analyze key drivers of risk and return and confidently build more effective portfolios. We create industry-leading research-enhanced solutions that clients use to gain insight into and improve transparency across the investment process. To learn more, please visit www.msci.com.

The information contained herein (the "Information") may not be reproduced or disseminated in whole or in part without prior written permission from MSCI. The Information may not be used to verify or correct other data, to create indexes, risk models, or analytics, or in connection with issuing, offering, sponsoring, managing or marketing any securities, portfolios, financial products or other investment vehicles. Historical data and analysis should not be taken as an indication or guarantee of any future performance, analysis, forecast or prediction. None of the Information or MSCI index or other product or service constitutes an offer to buy or sell, or a promotion or recommendation of, any security, financial instrument or product or trading strategy. Further, none of the Information or any MSCI index is intended to constitute investment advice or a recommendation to make (or refrain from making) any kind of investment decision and may not be relied on as such. The Information is provided "as is" and the user of the Information assumes the entire risk of any use it may make or permit to be made of the Information. NONE OF MSCI INC. OR ANY OF ITS SUBSIDIARIES OR ITS OR THEIR DIRECT OR INDIRECT SUPPLIERS OR ANY THIRD PARTY INVOLVED IN THE MAKING OR COMPILING OF THE INFORMATION (EACH, AN "MSCI PARTY") MAKES ANY WARRANTIES OR REPRESENTATIONS AND, TO THE MAXIMUM EXTENT PERMITTED BY LAW, EACH MSCI PARTY HEREBY EXPRESSLY DISCLAIMS ALL IMPLIED WARRANTIES, INCLUDING WARRANTIES OF MERCHANTABILITY AND FITNESS FOR A PARTICULAR PURPOSE. WITHOUT LIMITING ANY OF THE FOREGOING AND TO THE MAXIMUM EXTENT PERMITTED BY LAW, IN NO EVENT SHALL ANY OF THE MSCI PARTIES HAVE ANY LIABILITY REGARDING ANY OF THE INFORMATION FOR ANY DIRECT, INDIRECT, SPECIAL, PUNITIVE, CONSEQUENTIAL (INCLUDING LOST PROFITS) OR ANY OTHER DAMAGES EVEN IF NOTIFIED OF THE POSSIBILITY OF SUCH DAMAGES. The foregoing shall not exclude or limit any liability that may not by applicable law be excluded or limited.

© 2024 MSCI Inc. All rights reserved.