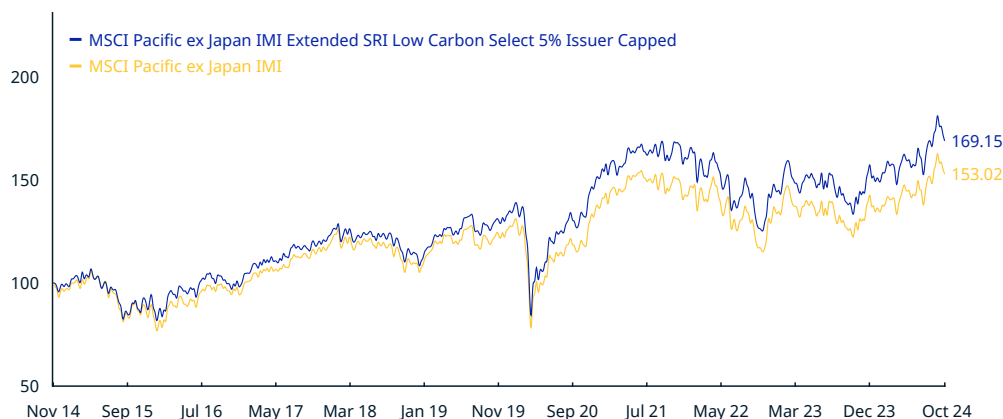


MSCI Pacific ex Japan IMI Extended SRI Low Carbon Select 5% Issuer Capped Index (USD)

The MSCI Pacific ex Japan IMI Extended SRI Low Carbon Select 5% Issuer Capped Index captures large, mid and small-cap stocks across 4 of 5 Developed Markets (DM) countries in the Pacific region (excluding Japan). The index is designed to represent the performance of companies that have lower carbon exposure than that of the broad market and have high Environmental, Social and Governance (ESG) performance. Further, the Index also aims to avoid concentration by capping issuers within the Index to a maximum weight of 5% in accordance with the MSCI Capped Indexes methodology. Constituent selection is based on research provided by MSCI ESG Research.

For a complete description of the index methodology, please see [Index methodology - MSCI](#).

CUMULATIVE INDEX PERFORMANCE – NET RETURNS (USD) (NOV 2014 – OCT 2024)



ANNUAL PERFORMANCE (%)

Year	MSCI Pacific ex Japan IMI Extended SRI Low Carbon Select 5% Issuer Capped	MSCI Pacific ex Japan IMI
2023	8.68	6.12
2022	-11.76	-7.81
2021	7.85	5.84
2020	13.51	8.50
2019	21.34	18.35
2018	-11.35	-11.16
2017	24.29	25.90
2016	7.14	7.78
2015	-5.86	-8.53

INDEX PERFORMANCE – NET RETURNS (%) (OCT 31, 2024)

	1 Mo	3 Mo	1 Yr	YTD	ANNUALIZED				Since Nov 25, 2014
					3 Yr	5 Yr	10 Yr	Since Nov 25, 2014	
MSCI Pacific ex Japan IMI Extended SRI Low Carbon Select 5% Issuer Capped	-6.79	5.22	27.10	7.60	0.59	5.29	na	5.43	
MSCI Pacific ex Japan IMI	-6.32	5.18	25.42	7.36	0.72	4.40	na	4.37	

FUNDAMENTALS (OCT 31, 2024)

Div Yld (%)	P/E	P/E Fwd	P/BV
3.46	22.73	17.77	2.00
3.79	19.61	16.06	1.73

INDEX RISK AND RETURN CHARACTERISTICS (OCT 31, 2024)

	Turnover (%) ¹	ANNUALIZED STD DEV (%) ²			SHARPE RATIO ^{2,3}			Since Nov 25, 2014	MAXIMUM DRAWDOWN	
		3 Yr	5 Yr	10 Yr	3 Yr	5 Yr	10 Yr		(%)	Period YYYY-MM-DD
MSCI Pacific ex Japan IMI Extended SRI Low Carbon Select 5% Issuer Capped	16.49	19.94	21.27	na	-0.05	0.24	na	0.29	39.36	2020-01-17–2020-03-23
MSCI Pacific ex Japan IMI	1.96	19.72	21.26	na	-0.05	0.20	na	0.23	40.32	2020-01-17–2020-03-23

¹ Last 12 months

² Based on monthly net returns data

³ Based on NY FED Overnight SOFR from Sep 1 2021 & on ICE LIBOR 1M prior to that date

MSCI Pacific ex Japan IMI Extended SRI Low Carbon Select 5% Issuer Capped Index (USD)

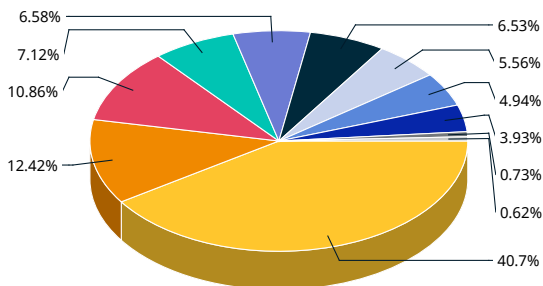
INDEX CHARACTERISTICS

MSCI Pacific ex Japan IMI Extended SRI Low Carbon Select 5% Issuer Capped	
Number of Constituents	133
Mkt Cap (USD Millions)	
Index	1,213,898.73
Largest	70,471.83
Smallest	285.83
Average	9,127.06
Median	3,125.21

TOP 10 CONSTITUENTS

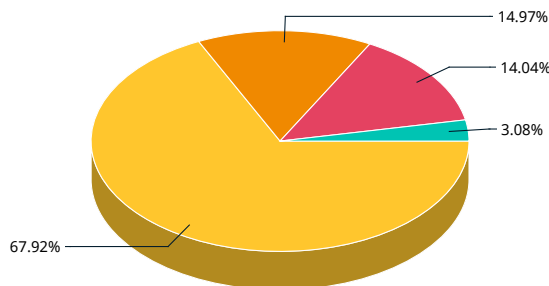
	Country	Float Adj Mkt Cap (USD Billions)	Index Wt. (%)	Sector
AIA GROUP	HK	70.47	5.81	Financials
MACQUARIE GROUP	AU	63.79	5.26	Financials
ANZ GROUP HOLDINGS	AU	60.26	4.96	Financials
COMMONWEALTH BANK OF AUS	AU	59.21	4.88	Financials
HONGKONG EXCH & CLEARING	HK	58.19	4.79	Financials
CSL	AU	53.90	4.44	Health Care
WESFARMERS	AU	52.33	4.31	Cons Discr
GOODMAN GROUP	AU	49.57	4.08	Real Estate
OCBC BANK	SG	46.99	3.87	Financials
UNITED OVERSEAS BANK	SG	37.15	3.06	Financials
Total		551.86	45.46	

SECTOR WEIGHTS



- Financials 40.7%
- Real Estate 12.42%
- Industrials 10.86%
- Health Care 7.12%
- Consumer Discretionary 6.58%
- Materials 6.53%
- Communication Services 5.56%
- Consumer Staples 4.94%
- Information Technology 3.93%
- Utilities 0.73%
- Energy 0.62%

COUNTRY WEIGHTS



- Australia 67.92%
- Hong Kong SAR China 14.97%
- Singapore 14.04%
- New Zealand 3.08%

*DM countries in the MSCI Pacific ex Japan Index include: Australia, Hong Kong, New Zealand and Singapore.

The MSCI Pacific ex Japan IMI Extended SRI Low Carbon Select 5% Issuer Capped Index was launched on Apr 01, 2022. Data prior to the launch date is back-tested test (i.e. calculations of how the index might have performed over that time period had the index existed). There are frequently material differences between back-tested performance and actual results. Past performance – whether actual or back-tested – is no indication or guarantee of future performance.

ABOUT MSCI

MSCI is a leading provider of critical decision support tools and services for the global investment community. With over 45 years of expertise in research, data and technology, we power better investment decisions by enabling clients to understand and analyze key drivers of risk and return and confidently build more effective portfolios. We create industry-leading research-enhanced solutions that clients use to gain insight into and improve transparency across the investment process. To learn more, please visit www.msci.com.

The information contained herein (the "Information") may not be reproduced or disseminated in whole or in part without prior written permission from MSCI. The Information may not be used to verify or correct other data, to create indexes, risk models, or analytics, or in connection with issuing, offering, sponsoring, managing or marketing any securities, portfolios, financial products or other investment vehicles. Historical data and analysis should not be taken as an indication or guarantee of any future performance, analysis, forecast or prediction. None of the Information or MSCI index or other product or service constitutes an offer to buy or sell, or a promotion or recommendation of, any security, financial instrument or product or trading strategy. Further, none of the Information or any MSCI index is intended to constitute investment advice or a recommendation to make (or refrain from making) any kind of investment decision and may not be relied on as such. The Information is provided "as is" and the user of the Information assumes the entire risk of any use it may make or permit to be made of the Information. NONE OF MSCI INC. OR ANY OF ITS SUBSIDIARIES OR ITS OR THEIR DIRECT OR INDIRECT SUPPLIERS OR ANY THIRD PARTY INVOLVED IN THE MAKING OR COMPILING OF THE INFORMATION (EACH, AN "MSCI PARTY") MAKES ANY WARRANTIES OR REPRESENTATIONS AND, TO THE MAXIMUM EXTENT PERMITTED BY LAW, EACH MSCI PARTY HEREBY EXPRESSLY DISCLAIMS ALL IMPLIED WARRANTIES, INCLUDING WARRANTIES OF MERCHANTABILITY AND FITNESS FOR A PARTICULAR PURPOSE. WITHOUT LIMITING ANY OF THE FOREGOING AND TO THE MAXIMUM EXTENT PERMITTED BY LAW, IN NO EVENT SHALL ANY OF THE MSCI PARTIES HAVE ANY LIABILITY REGARDING ANY OF THE INFORMATION FOR ANY DIRECT, INDIRECT, SPECIAL, PUNITIVE, CONSEQUENTIAL (INCLUDING LOST PROFITS) OR ANY OTHER DAMAGES EVEN IF NOTIFIED OF THE POSSIBILITY OF SUCH DAMAGES. The foregoing shall not exclude or limit any liability that may not by applicable law be excluded or limited.

© 2024 MSCI Inc. All rights reserved.

