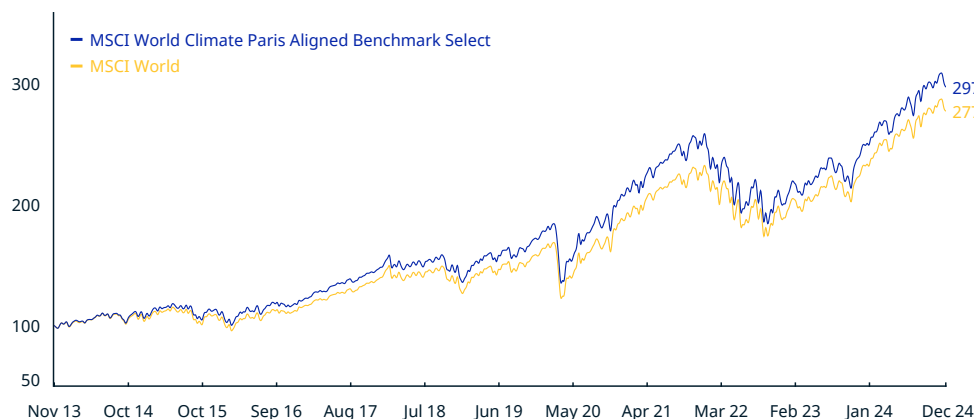


MSCI World Climate Paris Aligned Benchmark Select Index (USD)

The MSCI World Climate Paris Aligned Benchmark Select Index is based on the MSCI World Index, its parent index and includes large and mid-cap securities across 23 Developed Markets (DM) countries*. The index is designed to support investors seeking to reduce their exposure to transition and physical climate risks and who wish to pursue opportunities arising from the transition to a lower-carbon economy while aligning with the Paris Agreement requirements. The index exceeds the minimum standards of the EU Paris Aligned Benchmark.

For a complete description of the index methodology, please see [Index methodology - MSCI](#).

CUMULATIVE INDEX PERFORMANCE – NET RETURNS (USD) (NOV 2013 – DEC 2024)



ANNUAL PERFORMANCE (%)

Year	MSCI World Climate Paris Aligned Benchmark Select	MSCI World
2024	18.25	18.67
2023	25.48	23.79
2022	-21.88	-18.14
2021	22.01	21.82
2020	18.35	15.90
2019	29.36	27.67
2018	-7.51	-8.71
2017	23.77	22.40
2016	8.03	7.51
2015	1.34	-0.87
2014	7.02	4.94

INDEX PERFORMANCE – NET RETURNS (%) (DEC 31, 2024)

	1 Mo	3 Mo	1 Yr	YTD	ANNUALIZED				Since Nov 26, 2013
					3 Yr	5 Yr	10 Yr	Since Nov 26, 2013	
MSCI World Climate Paris Aligned Benchmark Select	-2.69	-0.97	18.25	18.25	5.04	10.85	10.50	10.32	
MSCI World	-2.61	-0.16	18.67	18.67	6.34	11.17	9.95	9.64	

FUNDAMENTALS (DEC 31, 2024)

Div Yld (%)	P/E	P/E Fwd	P/BV
1.53	27.19	21.24	3.93
1.73	23.04	19.06	3.57

INDEX RISK AND RETURN CHARACTERISTICS (NOV 26, 2013 – DEC 31, 2024)

	Beta	Tracking Error (%)	Turnover (%) ¹	ANNUALIZED STD DEV (%) ²			SHARPE RATIO ^{2,3}			Since Nov 26, 2013	MAXIMUM DRAWDOWN	
				3 Yr	5 Yr	10 Yr	3 Yr	5 Yr	10 Yr		(%)	Period YYYY-MM-DD
MSCI World Climate Paris Aligned Benchmark Select	1.01	1.54	10.83	17.87	18.43	15.30	0.15	0.52	0.61	0.63	33.14	2020-02-12–2020-03-23
MSCI World	1.00	0.00	2.36	16.88	17.91	15.06	0.22	0.55	0.59	0.59	34.03	2020-02-12–2020-03-23

¹ Last 12 months

² Based on monthly net returns data

³ Based on NY FED Overnight SOFR from Sep 1 2021 & on ICE LIBOR 1M prior that date

MSCI World Climate Paris Aligned Benchmark Select Index (USD)

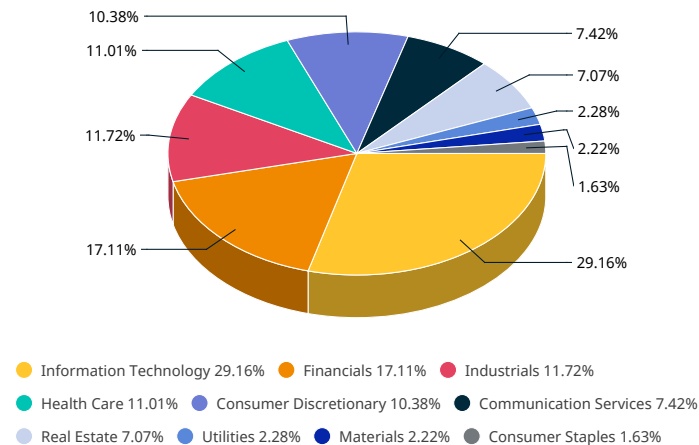
INDEX CHARACTERISTICS

	MSCI World Climate Paris Aligned Benchmark Select	MSCI World
Number of Constituents	545	1,395
	Weight (%)	
Largest	5.52	5.45
Smallest	0.01	0.00
Average	0.18	0.07
Median	0.08	0.03

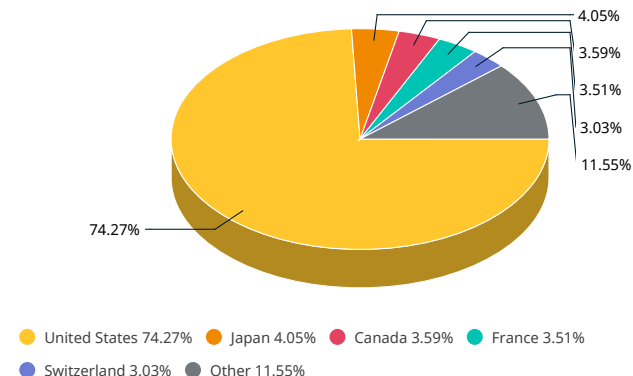
TOP 10 CONSTITUENTS

	Index Wt. (%)	Parent Index Wt. (%)	Sector
APPLE	5.52	5.45	Info Tech
NVIDIA	5.32	4.72	Info Tech
MICROSOFT CORP	4.65	4.26	Info Tech
AMAZON.COM	2.94	2.97	Cons Discr
TESLA	2.30	1.66	Cons Discr
ALPHABET C	1.93	1.37	Comm Srvc
META PLATFORMS A	1.87	1.83	Comm Srvc
BROADCOM	1.59	1.47	Info Tech
EQUINIX	1.40	0.13	Real Estate
DIGITAL REALTY TRUST	1.25	0.08	Real Estate
Total	28.78	23.95	

SECTOR WEIGHTS



COUNTRY WEIGHTS



*DM countries include: Australia, Austria, Belgium, Canada, Denmark, Finland, France, Germany, Hong Kong, Ireland, Israel, Italy, Japan, Netherlands, New Zealand, Norway, Portugal, Singapore, Spain, Sweden, Switzerland, the UK and the US.

ABOUT MSCI

MSCI is a leading provider of critical decision support tools and services for the global investment community. With over 45 years of expertise in research, data and technology, we power better investment decisions by enabling clients to understand and analyze key drivers of risk and return and confidently build more effective portfolios. We create industry-leading research-enhanced solutions that clients use to gain insight into and improve transparency across the investment process. To learn more, please visit www.msci.com.

The information contained herein (the "Information") may not be reproduced or disseminated in whole or in part without prior written permission from MSCI. The Information may not be used to verify or correct other data, to create indexes, risk models, or analytics, or in connection with issuing, offering, sponsoring, managing or marketing any securities, portfolios, financial products or other investment vehicles. Historical data and analysis should not be taken as an indication or guarantee of any future performance, analysis, forecast or prediction. None of the Information or MSCI index or other product or service constitutes an offer to buy or sell, or a promotion or recommendation of, any security, financial instrument or product or trading strategy. Further, none of the Information or any MSCI index is intended to constitute investment advice or a recommendation to make (or refrain from making) any kind of investment decision and may not be relied on as such. The Information is provided "as is" and the user of the Information assumes the entire risk of any use it may make or permit to be made of the Information. NONE OF MSCI INC. OR ANY OF ITS SUBSIDIARIES OR ITS OR THEIR DIRECT OR INDIRECT SUPPLIERS OR ANY THIRD PARTY INVOLVED IN THE MAKING OR COMPILING OF THE INFORMATION (EACH, AN "MSCI PARTY") MAKES ANY WARRANTIES OR REPRESENTATIONS AND, TO THE MAXIMUM EXTENT PERMITTED BY LAW, EACH MSCI PARTY HEREBY EXPRESSLY DISCLAIMS ALL IMPLIED WARRANTIES, INCLUDING WARRANTIES OF MERCHANTABILITY AND FITNESS FOR A PARTICULAR PURPOSE. WITHOUT LIMITING ANY OF THE FOREGOING AND TO THE MAXIMUM EXTENT PERMITTED BY LAW, IN NO EVENT SHALL ANY OF THE MSCI PARTIES HAVE ANY LIABILITY REGARDING ANY OF THE INFORMATION FOR ANY DIRECT, INDIRECT, SPECIAL, PUNITIVE, CONSEQUENTIAL (INCLUDING LOST PROFITS) OR ANY OTHER DAMAGES EVEN IF NOTIFIED OF THE POSSIBILITY OF SUCH DAMAGES. The foregoing shall not exclude or limit any liability that may not by applicable law be excluded or limited.

© 2025 MSCI Inc. All rights reserved.

