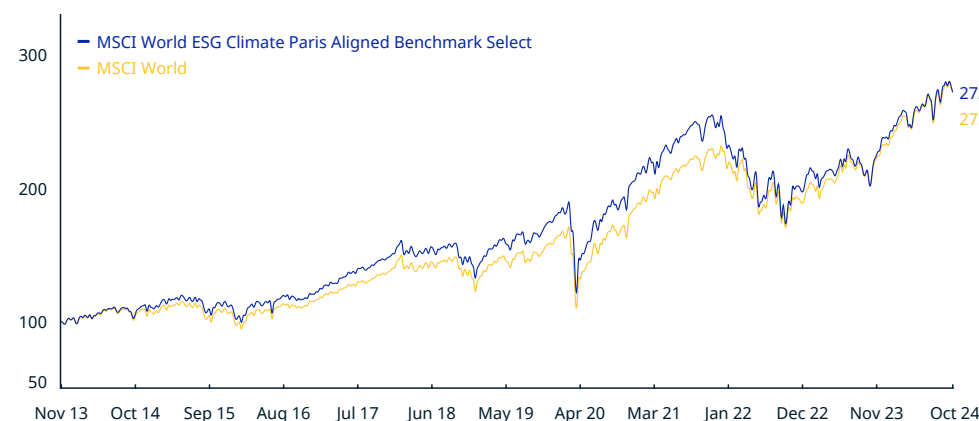


MSCI World ESG Climate Paris Aligned Benchmark Select Index (USD)

The MSCI World ESG Climate Paris Aligned Benchmark Select Index is based on the MSCI World Index, its parent index and includes large and mid-cap securities across 23 Developed Markets (DM) countries*. The index is designed to support investors seeking to reduce the exposure to transition and physical climate risks while targeting alignment with the Paris Agreement requirements. The index exceeds the minimum standards of the EU Paris Aligned Benchmark. Additionally, the index excludes companies from the parent index that are associated with conventional, controversial, civilian and nuclear weapons and tobacco, that are assigned an MSCI ESG Rating of 'BB' or below, that derive revenues from alcohol, gambling, nuclear power, thermal coal power, adult entertainment, conventional and unconventional oil and gas, oil sands, shale oil and shale gas, GMO, recreational cannabis, uranium mining, oil and gas power generation, oil and gas refining and have fossil fuel reserves ownership.

For a complete description of the index methodology, please see [Index methodology - MSCI](#).

CUMULATIVE INDEX PERFORMANCE – NET RETURNS (USD) (NOV 2013 – OCT 2024)



ANNUAL PERFORMANCE (%)

Year	MSCI World ESG Climate Paris Aligned Benchmark Select	MSCI World
2023	21.20	23.79
2022	-21.94	-18.14
2021	19.31	21.82
2020	17.82	15.90
2019	30.59	27.67
2018	-8.64	-8.71
2017	25.89	22.40
2016	7.54	7.51
2015	0.70	-0.87
2014	8.17	4.94

INDEX PERFORMANCE – NET RETURNS (%) (OCT 31, 2024)

	1 Mo	3 Mo	1 Yr	YTD	ANNUALIZED				Since Nov 26, 2013
					3 Yr	5 Yr	10 Yr	Since Nov 26, 2013	
MSCI World ESG Climate Paris Aligned Benchmark Select	-2.68	2.08	33.73	13.42	2.81	9.80	9.58	9.59	
MSCI World	-1.98	2.45	33.68	16.50	6.38	12.03	9.78	9.61	

FUNDAMENTALS (OCT 31, 2024)

Div Yld (%)	P/E	P/E Fwd	P/BV
1.62	27.11	20.96	3.62
1.78	22.35	18.76	3.45

INDEX RISK AND RETURN CHARACTERISTICS (NOV 26, 2013 – OCT 31, 2024)

	Beta	Tracking Error (%)	Turnover (%) ¹	ANNUALIZED STD DEV (%) ²			SHARPE RATIO ^{2,3}			Since Nov 26, 2013	MAXIMUM DRAWDOWN (%)	Period YYYY-MM-DD
				3 Yr	5 Yr	10 Yr	3 Yr	5 Yr	10 Yr			
MSCI World ESG Climate Paris Aligned Benchmark Select	1.02	2.21	21.02	18.35	18.67	15.54	0.04	0.47	0.56	0.58	34.43	2020-02-14–2020-03-23
MSCI World	1.00	0.00	2.31	16.83	17.80	15.00	0.24	0.60	0.58	0.59	34.03	2020-02-12–2020-03-23

¹ Last 12 months

² Based on monthly net returns data

³ Based on NY FED Overnight SOFR from Sep 1 2021 & on ICE LIBOR 1M prior that date

MSCI World ESG Climate Paris Aligned Benchmark Select Index (USD)

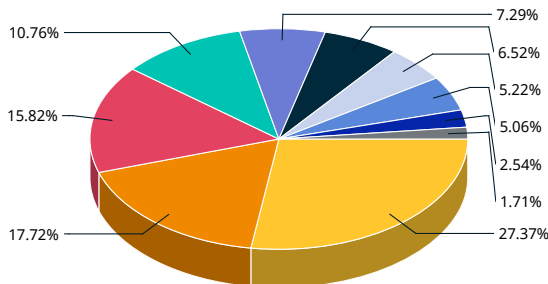
INDEX CHARACTERISTICS

	MSCI World ESG Climate Paris Aligned Benchmark Select	MSCI World
Number of Constituents	553	1,409
Weight (%)		
Largest	5.23	4.80
Smallest	0.01	0.00
Average	0.18	0.07
Median	0.11	0.03

TOP 10 CONSTITUENTS

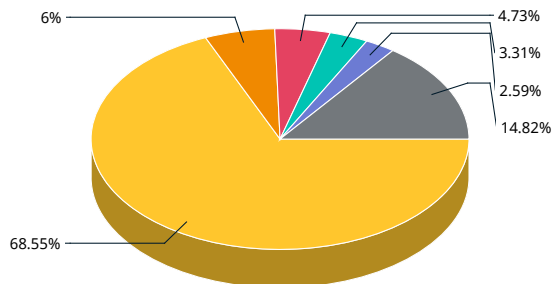
	Index Wt. (%)	Parent Index Wt. (%)	Sector
NVIDIA	5.23	4.77	Info Tech
MICROSOFT CORP	4.57	4.19	Info Tech
ALPHABET C	1.61	1.27	Comm Svcs
BROADCOM	1.26	1.10	Info Tech
ALPHABET A	1.23	1.47	Comm Svcs
LILLY (ELI) & COMPANY	1.18	0.98	Health Care
VISA A	1.07	0.67	Financials
SHERWIN-WILLIAMS CO	1.03	0.13	Materials
MASTERCARD A	0.97	0.61	Financials
DIGITAL REALTY TRUST	0.81	0.08	Real Estate
Total	18.95	15.25	

SECTOR WEIGHTS



- Information Technology 27.37%
- Financials 17.72%
- Industrials 15.82%
- Health Care 10.76%
- Real Estate 7.29%
- Consumer Discretionary 6.52%
- Materials 5.22%
- Communication Services 5.06%
- Consumer Staples 2.54%
- Utilities 1.71%

COUNTRY WEIGHTS



- United States 68.55%
- Japan 6%
- Canada 4.73%
- Switzerland 3.31%
- United Kingdom 2.59%
- Other 14.82%

*DM countries include: Australia, Austria, Belgium, Canada, Denmark, Finland, France, Germany, Hong Kong, Ireland, Israel, Italy, Japan, Netherlands, New Zealand, Norway, Portugal, Singapore, Spain, Sweden, Switzerland, the UK and the US.

The MSCI World ESG Climate Paris Aligned Benchmark Select Index was launched on Nov 10, 2021. Data prior to the launch date is back-tested test (i.e. calculations of how the index might have performed over that time period had the index existed). There are frequently material differences between back-tested performance and actual results. Past performance – whether actual or back-tested – is no indication or guarantee of future performance.

ABOUT MSCI

MSCI is a leading provider of critical decision support tools and services for the global investment community. With over 45 years of expertise in research, data and technology, we power better investment decisions by enabling clients to understand and analyze key drivers of risk and return and confidently build more effective portfolios. We create industry-leading research-enhanced solutions that clients use to gain insight into and improve transparency across the investment process. To learn more, please visit www.msci.com.

The information contained herein (the "Information") may not be reproduced or disseminated in whole or in part without prior written permission from MSCI. The Information may not be used to verify or correct other data, to create indexes, risk models, or analytics, or in connection with issuing, offering, sponsoring, managing or marketing any securities, portfolios, financial products or other investment vehicles. Historical data and analysis should not be taken as an indication or guarantee of any future performance, analysis, forecast or prediction. None of the Information or MSCI index or other product or service constitutes an offer to buy or sell, or a promotion or recommendation of, any security, financial instrument or product or trading strategy. Further, none of the Information or any MSCI index is intended to constitute investment advice or a recommendation to make (or refrain from making) any kind of investment decision and may not be relied on as such. The Information is provided "as is" and the user of the Information assumes the entire risk of any use it may make or permit to be made of the Information. NONE OF MSCI INC. OR ANY OF ITS SUBSIDIARIES OR ITS OR THEIR DIRECT OR INDIRECT SUPPLIERS OR ANY THIRD PARTY INVOLVED IN THE MAKING OR COMPILING OF THE INFORMATION (EACH, AN "MSCI PARTY") MAKES ANY WARRANTIES OR REPRESENTATIONS AND, TO THE MAXIMUM EXTENT PERMITTED BY LAW, EACH MSCI PARTY HEREBY EXPRESSLY DISCLAIMS ALL IMPLIED WARRANTIES, INCLUDING WARRANTIES OF MERCHANTABILITY AND FITNESS FOR A PARTICULAR PURPOSE. WITHOUT LIMITING ANY OF THE FOREGOING AND TO THE MAXIMUM EXTENT PERMITTED BY LAW, IN NO EVENT SHALL ANY OF THE MSCI PARTIES HAVE ANY LIABILITY REGARDING ANY OF THE INFORMATION FOR ANY DIRECT, INDIRECT, SPECIAL, PUNITIVE, CONSEQUENTIAL (INCLUDING LOST PROFITS) OR ANY OTHER DAMAGES EVEN IF NOTIFIED OF THE POSSIBILITY OF SUCH DAMAGES. The foregoing shall not exclude or limit any liability that may not by applicable law be excluded or limited.

© 2024 MSCI Inc. All rights reserved.

