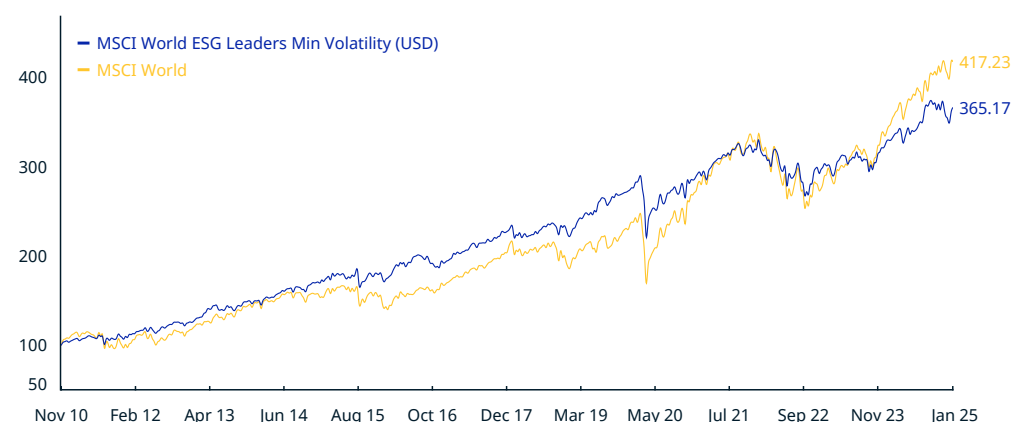


MSCI World ESG Leaders Minimum Volatility (USD) Index (USD)

The MSCI World ESG Leaders Minimum Volatility (USD) Index is based on a MSCI World Index, which consists of large and mid-cap companies in 23 Developed Markets (DM) countries*. The index aims to reflect the performance characteristics of a minimum variance strategy, while providing exposure to companies with high Environmental, Social and Governance (ESG) performance relative to their sector peers. The index is calculated by optimizing the MSCI World ESG Leaders Index, its parent index, for the lowest absolute risk (within a given set of constraints) in accordance with the MSCI Minimum Volatility Indexes methodology. The Index follows a two-methodology approach, where first the MSCI ESG Leaders methodology is applied and then the MSCI Minimum Volatility Indexes methodology is subsequently applied.

For a complete description of the index methodology, please see [Index methodology - MSCI](#).

CUMULATIVE INDEX PERFORMANCE – NET RETURNS (USD) (NOV 2010 – JAN 2025)



ANNUAL PERFORMANCE (%)

Year	MSCI World ESG Leaders Min Volatility (USD)	MSCI World
2024	9.41	18.67
2023	9.95	23.79
2022	-10.75	-18.14
2021	13.29	21.82
2020	5.06	15.90
2019	24.94	27.67
2018	-2.39	-8.71
2017	18.34	22.40
2016	6.55	7.51
2015	6.53	-0.87
2014	12.17	4.94
2013	20.74	26.68
2012	11.33	15.83
2011	7.25	-5.54

INDEX PERFORMANCE – NET RETURNS (%) (JAN 31, 2025)

	1 Mo	3 Mo	1 Yr	YTD	ANNUALIZED				Since Nov 30, 2010
					3 Yr	5 Yr	10 Yr		
MSCI World ESG Leaders Min Volatility (USD)	3.20	1.36	10.71	3.20	5.44	5.31	7.87	9.56	
MSCI World	3.53	5.46	21.40	3.53	9.54	12.08	10.53	10.60	

FUNDAMENTALS (JAN 31, 2025)

Div Yld (%)	P/E	P/E Fwd	P/BV
2.19	21.46	17.69	3.60
1.69	23.54	19.53	3.68

INDEX RISK AND RETURN CHARACTERISTICS (NOV 30, 2010 – JAN 31, 2025)

	Beta	Tracking Error (%)	Turnover (%) ¹	ANNUALIZED STD DEV (%) ²			SHARPE RATIO ^{2,3}			Since Nov 30, 2010	MAXIMUM DRAWDOWN	
				3 Yr	5 Yr	10 Yr	3 Yr	5 Yr	10 Yr		(%)	Period YYYY-MM-DD
MSCI World ESG Leaders Min Volatility (USD)	0.64	7.31	20.74	12.99	14.04	11.48	0.17	0.26	0.56	0.79	28.94	2020-02-14–2020-03-23
MSCI World	1.00	0.00	2.36	16.59	17.93	15.06	0.40	0.59	0.62	0.68	34.03	2020-02-12–2020-03-23

¹ Last 12 months

² Based on monthly net returns data

³ Based on NY FED Overnight SOFR from Sep 1 2021 & on ICE LIBOR 1M prior that date

MSCI World ESG Leaders Minimum Volatility (USD) Index (USD)

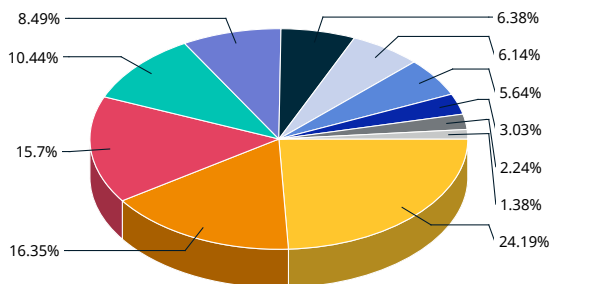
INDEX CHARACTERISTICS

	MSCI World ESG Leaders Min Volatility (USD)	MSCI World
Number of Constituents	194	1,396
Weight (%)		
Largest	1.83	4.97
Smallest	0.04	0.00
Average	0.52	0.07
Median	0.38	0.03

TOP 10 CONSTITUENTS

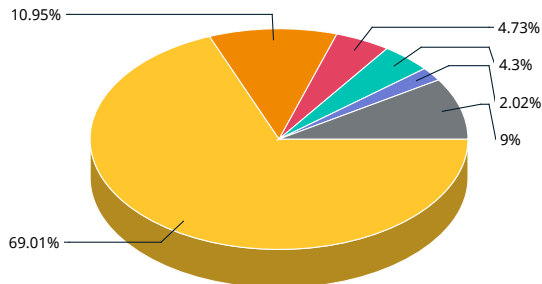
	Country	Index Wt. (%)	Parent Index Wt. (%)	Sector
IBM CORP	US	1.83	0.33	Info Tech
SWISS RE	CH	1.70	0.06	Financials
VISA A	US	1.56	0.79	Financials
KDDI	JP	1.55	0.07	Comm Svcs
ACCENTURE A	US	1.54	0.33	Info Tech
CENCORA	US	1.53	0.06	Health Care
MERCK & CO	US	1.51	0.35	Health Care
SOFTBANK CORP	JP	1.51	0.05	Comm Svcs
JOHNSON & JOHNSON	US	1.50	0.51	Health Care
MICROSOFT CORP	US	1.47	4.06	Info Tech
Total		15.70	6.61	

SECTOR WEIGHTS



- Information Technology 24.19%
- Financials 16.35%
- Health Care 15.7%
- Consumer Staples 10.44%
- Communication Services 8.49%
- Industrials 6.38%
- Consumer Discretionary 6.14%
- Utilities 5.64%
- Energy 3.03%
- Materials 2.24%
- Real Estate 1.38%

COUNTRY WEIGHTS



- United States 69.01%
- Japan 10.95%
- Switzerland 4.73%
- Canada 4.3%
- United Kingdom 2.02%
- Other 9%

* Developed Markets countries include: Australia, Austria, Belgium, Canada, Denmark, Finland, France, Germany, Hong Kong, Ireland, Israel, Italy, Japan, Netherlands, New Zealand, Norway, Portugal, Singapore, Spain, Sweden, Switzerland, the UK and the US.

The MSCI World ESG Leaders Minimum Volatility (USD) Index was launched on May 13, 2020. Data prior to the launch date is back-tested test (i.e. calculations of how the index might have performed over that time period had the index existed). There are frequently material differences between back-tested performance and actual results. Past performance – whether actual or back-tested – is no indication or guarantee of future performance.

ABOUT MSCI

MSCI is a leading provider of critical decision support tools and services for the global investment community. With over 45 years of expertise in research, data and technology, we power better investment decisions by enabling clients to understand and analyze key drivers of risk and return and confidently build more effective portfolios. We create industry-leading research-enhanced solutions that clients use to gain insight into and improve transparency across the investment process. To learn more, please visit www.msci.com.

The information contained herein (the "Information") may not be reproduced or disseminated in whole or in part without prior written permission from MSCI. The Information may not be used to verify or correct other data, to create indexes, risk models, or analytics, or in connection with issuing, offering, sponsoring, managing or marketing any securities, portfolios, financial products or other investment vehicles. Historical data and analysis should not be taken as an indication or guarantee of any future performance, analysis, forecast or prediction. None of the Information or MSCI index or other product or service constitutes an offer to buy or sell, or a promotion or recommendation of, any security, financial instrument or product or trading strategy. Further, none of the Information or any MSCI index is intended to constitute investment advice or a recommendation to make (or refrain from making) any kind of investment decision and may not be relied on as such. The Information is provided "as is" and the user of the Information assumes the entire risk of any use it may make or permit to be made of the Information. NONE OF MSCI INC. OR ANY OF ITS SUBSIDIARIES OR ITS OR THEIR DIRECT OR INDIRECT SUPPLIERS OR ANY THIRD PARTY INVOLVED IN THE MAKING OR COMPILING OF THE INFORMATION (EACH, AN "MSCI PARTY") MAKES ANY WARRANTIES OR REPRESENTATIONS AND, TO THE MAXIMUM EXTENT PERMITTED BY LAW, EACH MSCI PARTY HEREBY EXPRESSLY DISCLAIMS ALL IMPLIED WARRANTIES, INCLUDING WARRANTIES OF MERCHANTABILITY AND FITNESS FOR A PARTICULAR PURPOSE. WITHOUT LIMITING ANY OF THE FOREGOING AND TO THE MAXIMUM EXTENT PERMITTED BY LAW, IN NO EVENT SHALL ANY OF THE MSCI PARTIES HAVE ANY LIABILITY REGARDING ANY OF THE INFORMATION FOR ANY DIRECT, INDIRECT, SPECIAL, PUNITIVE, CONSEQUENTIAL (INCLUDING LOST PROFITS) OR ANY OTHER DAMAGES EVEN IF NOTIFIED OF THE POSSIBILITY OF SUCH DAMAGES. The foregoing shall not exclude or limit any liability that may not by applicable law be excluded or limited.

© 2025 MSCI Inc. All rights reserved.

