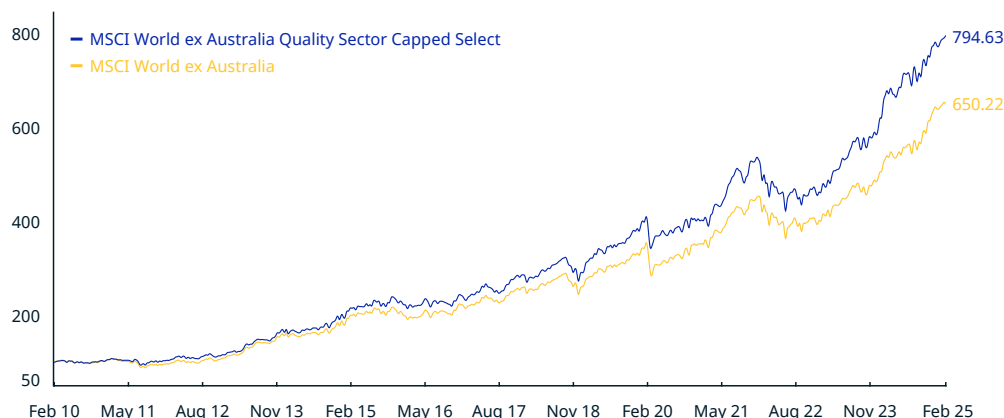


# MSCI World ex Australia Quality Sector Capped Select Index (AUD)

The MSCI World ex Australia Quality Sector Capped Select Index is designed to represent the performance of a strategy that exhibits stronger exposure to Quality characteristics relative to their peers within the same Global Industry Classification Standard Sector. The Index selects securities from the MSCI World ex Australia Index (herein, 'the Parent Index') with the highest Quality score that is computed within the GICS sector. The index methodology also limits Active Weights to GICS sectors in range of +/- 5%.

For a complete description of the index methodology, please see [Index methodology - MSCI](#).

## CUMULATIVE INDEX PERFORMANCE – NET RETURNS (AUD) (FEB 2010 – FEB 2025)



## ANNUAL PERFORMANCE (%)

Year	MSCI World ex Australia Quality Sector Capped Select	MSCI World ex Australia
2024	31.97	31.18
2023	28.54	23.23
2022	-14.51	-12.52
2021	33.15	29.58
2020	5.32	5.73
2019	32.16	27.97
2018	2.65	1.52
2017	15.37	13.38
2016	6.23	7.92
2015	15.09	11.80
2014	16.83	15.01
2013	46.95	48.03
2012	13.14	14.14
2011	1.22	-5.34

## INDEX PERFORMANCE – NET RETURNS (%) (FEB 28, 2025)

	1 Mo	3 Mo	1 Yr	YTD	ANNUALIZED				Since Nov 30, 1998
					3 Yr	5 Yr	10 Yr		
MSCI World ex Australia Quality Sector Capped Select	0.19	4.83	18.75	3.04	18.38	16.07	13.93	8.18	
MSCI World ex Australia	-0.36	5.01	21.30	2.37	16.15	14.85	12.49	6.74	

## FUNDAMENTALS (FEB 28, 2025)

Div Yld (%)	P/E	P/E Fwd	P/BV
1.43	24.03	21.66	7.06
1.69	22.90	19.28	3.60

## INDEX RISK AND RETURN CHARACTERISTICS (NOV 30, 1998 – FEB 28, 2025)

	Beta	Tracking Error (%)	Turnover (%) <sup>1</sup>	ANNUALIZED STD DEV (%) <sup>2</sup>			MAXIMUM DRAWDOWN (%)	Period YYYY-MM-DD
				3 Yr	5 Yr	10 Yr		
MSCI World ex Australia Quality Sector Capped Select	0.96	3.26	22.09	11.65	12.06	11.60	47.35	2000-11-02–2003-03-10
MSCI World ex Australia	1.00	0.00	2.38	11.38	11.65	11.22	51.65	2000-10-31–2003-03-10

<sup>1</sup> Last 12 months

<sup>2</sup> Based on monthly net returns data

# MSCI World ex Australia Quality Sector Capped Select Index (AUD)

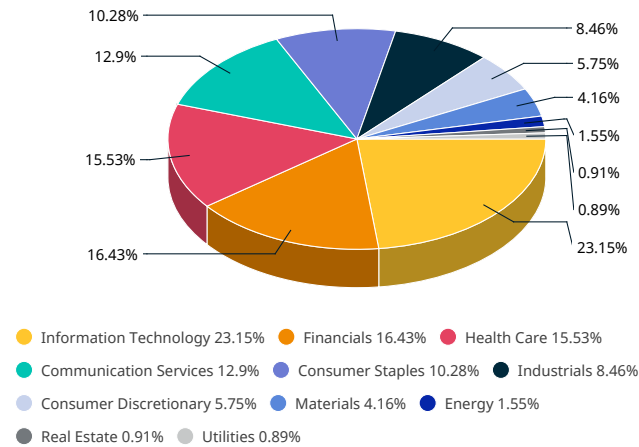
## INDEX CHARACTERISTICS

	MSCI World ex Australia Quality Sector Capped Select	MSCI World ex Australia
<b>Number of Constituents</b>	300	1,341
<b>Weight (%)</b>		
<b>Largest</b>	5.58	5.22
<b>Smallest</b>	0.01	0.00
<b>Average</b>	0.33	0.07
<b>Median</b>	0.11	0.03

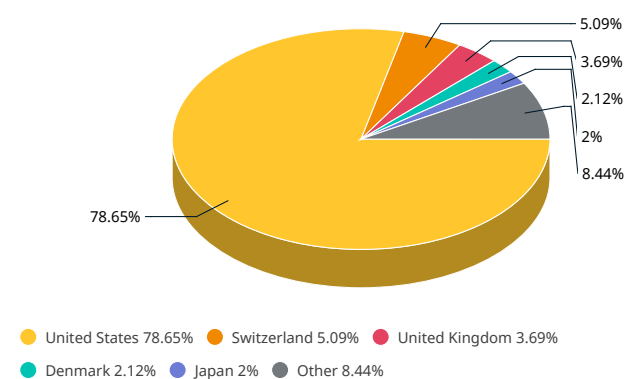
## TOP 10 CONSTITUENTS

	Index Wt. (%)	Parent Index Wt. (%)	Sector
META PLATFORMS A	5.58	2.07	Comm Svcs
APPLE	5.20	5.22	Info Tech
MICROSOFT CORP	4.52	3.98	Info Tech
NVIDIA	4.13	4.35	Info Tech
VISA A	3.48	0.86	Financials
LILLY (ELI) & COMPANY	3.16	1.05	Health Care
ALPHABET A	2.47	1.42	Comm Svcs
COSTCO WHOLESALE CORP	2.41	0.66	Cons Staples
MASTERCARD A	2.20	0.67	Financials
ALPHABET C	2.14	1.23	Comm Svcs
<b>Total</b>	<b>35.29</b>	<b>21.50</b>	

## SECTOR WEIGHTS



## COUNTRY WEIGHTS



\* Developed Markets countries include: Austria, Belgium, Canada, Denmark, Finland, France, Germany, Hong Kong, Ireland, Israel, Italy, Japan, Netherlands, New Zealand, Norway, Portugal, Singapore, Spain, Sweden, Switzerland, the UK and the US.

The MSCI World ex Australia Quality Sector Capped Select Index was launched on Dec 14, 2023. Data prior to the launch date is back-tested test (i.e. calculations of how the index might have performed over that time period had the index existed). There are frequently material differences between back-tested performance and actual results. Past performance – whether actual or back-tested – is no indication or guarantee of future performance.

## ABOUT MSCI

MSCI is a leading provider of critical decision support tools and services for the global investment community. With over 45 years of expertise in research, data and technology, we power better investment decisions by enabling clients to understand and analyze key drivers of risk and return and confidently build more effective portfolios. We create industry-leading research-enhanced solutions that clients use to gain insight into and improve transparency across the investment process. To learn more, please visit [www.msci.com](http://www.msci.com).

The information contained herein (the "Information") may not be reproduced or disseminated in whole or in part without prior written permission from MSCI. The Information may not be used to verify or correct other data, to create indexes, risk models, or analytics, or in connection with issuing, offering, sponsoring, managing or marketing any securities, portfolios, financial products or other investment vehicles. Historical data and analysis should not be taken as an indication or guarantee of any future performance, analysis, forecast or prediction. None of the Information or MSCI index or other product or service constitutes an offer to buy or sell, or a promotion or recommendation of, any security, financial instrument or product or trading strategy. Further, none of the Information or any MSCI index is intended to constitute investment advice or a recommendation to make (or refrain from making) any kind of investment decision and may not be relied on as such. The Information is provided "as is" and the user of the Information assumes the entire risk of any use it may make or permit to be made of the Information. NONE OF MSCI INC. OR ANY OF ITS SUBSIDIARIES OR ITS OR THEIR DIRECT OR INDIRECT SUPPLIERS OR ANY THIRD PARTY INVOLVED IN THE MAKING OR COMPILING OF THE INFORMATION (EACH, AN "MSCI PARTY") MAKES ANY WARRANTIES OR REPRESENTATIONS AND, TO THE MAXIMUM EXTENT PERMITTED BY LAW, EACH MSCI PARTY HEREBY EXPRESSLY DISCLAIMS ALL IMPLIED WARRANTIES, INCLUDING WARRANTIES OF MERCHANTABILITY AND FITNESS FOR A PARTICULAR PURPOSE. WITHOUT LIMITING ANY OF THE FOREGOING AND TO THE MAXIMUM EXTENT PERMITTED BY LAW, IN NO EVENT SHALL ANY OF THE MSCI PARTIES HAVE ANY LIABILITY REGARDING ANY OF THE INFORMATION FOR ANY DIRECT, INDIRECT, SPECIAL, PUNITIVE, CONSEQUENTIAL (INCLUDING LOST PROFITS) OR ANY OTHER DAMAGES EVEN IF NOTIFIED OF THE POSSIBILITY OF SUCH DAMAGES. The foregoing shall not exclude or limit any liability that may not by applicable law be excluded or limited.

© 2025 MSCI Inc. All rights reserved.

