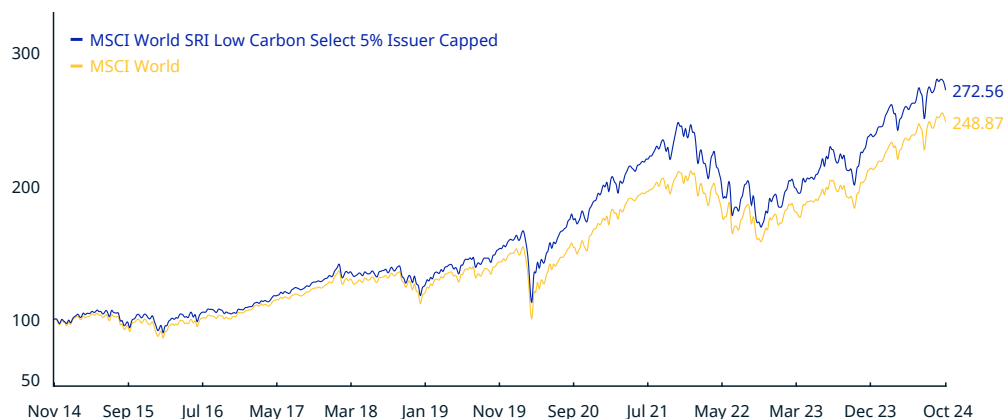


# MSCI World SRI Low Carbon Select 5% Issuer Capped Index (USD)

The MSCI World SRI Low Carbon Select 5% Issuer Capped Index captures large and mid-cap representation across 23 Developed Markets (DM) countries\*. The index is designed to represent the performance of companies that have lower carbon exposure than that of the broad market and have high Environmental, Social and Governance (ESG) performance. Further, the Index also aims to avoid concentration by capping issuers within the Index to a maximum weight of 5% in accordance with the MSCI Capped Indexes methodology. Constituent selection is based on research provided by MSCI ESG Research.

For a complete description of the index methodology, please see [Index methodology - MSCI](#).

## CUMULATIVE INDEX PERFORMANCE – NET RETURNS (USD) (NOV 2014 – OCT 2024)



## ANNUAL PERFORMANCE (%)

Year	MSCI World SRI Low Carbon Select 5% Issuer Capped	MSCI World
2023	29.16	23.79
2022	-24.53	-18.14
2021	24.75	21.82
2020	23.25	15.90
2019	29.81	27.67
2018	-7.34	-8.71
2017	23.77	22.40
2016	5.19	7.51
2015	2.80	-0.87

## INDEX PERFORMANCE – NET RETURNS (%) (OCT 31, 2024)

	1 Mo	3 Mo	1 Yr	YTD	ANNUALIZED				Since Nov 25, 2014
					3 Yr	5 Yr	10 Yr		
MSCI World SRI Low Carbon Select 5% Issuer Capped	-3.50	1.06	33.86	14.01	4.16	12.51	na	10.61	
MSCI World	-1.98	2.45	33.68	16.50	6.38	12.03	na	9.61	

## FUNDAMENTALS (OCT 31, 2024)

Div Yld (%)	P/E	P/E Fwd	P/BV
1.62	26.25	20.43	4.08
1.78	22.35	18.76	3.45

## INDEX RISK AND RETURN CHARACTERISTICS (NOV 25, 2014 – OCT 31, 2024)

	Beta	Tracking Error (%)	Turnover (%) <sup>1</sup>	ANNUALIZED STD DEV (%) <sup>2</sup>			SHARPE RATIO <sup>2,3</sup>			Since Nov 25, 2014	MAXIMUM DRAWDOWN	
				3 Yr	5 Yr	10 Yr	3 Yr	5 Yr	10 Yr		(%)	Period YYYY-MM-DD
MSCI World SRI Low Carbon Select 5% Issuer Capped	1.02	2.95	19.42	19.00	18.80	na	0.12	0.60	na	0.61	32.43	2021-11-04–2022-10-12
MSCI World	1.00	0.00	2.31	16.83	17.80	na	0.24	0.60	na	0.57	34.03	2020-02-12–2020-03-23

<sup>1</sup> Last 12 months

<sup>2</sup> Based on monthly net returns data

<sup>3</sup> Based on NY FED Overnight SOFR from Sep 1 2021 & on ICE LIBOR 1M prior that date

# MSCI World SRI Low Carbon Select 5% Issuer Capped Index (USD)

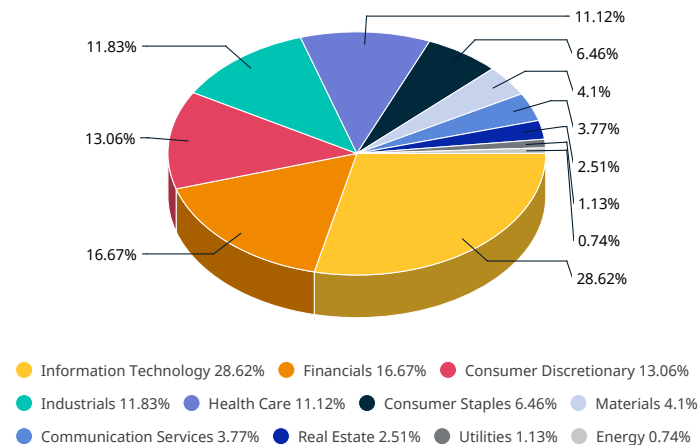
## INDEX CHARACTERISTICS

	MSCI World SRI Low Carbon Select 5% Issuer Capped	MSCI World
<b>Number of Constituents</b>	401	1,409
<b>Weight (%)</b>		
<b>Largest</b>	5.22	4.80
<b>Smallest</b>	0.02	0.00
<b>Average</b>	0.25	0.07
<b>Median</b>	0.11	0.03

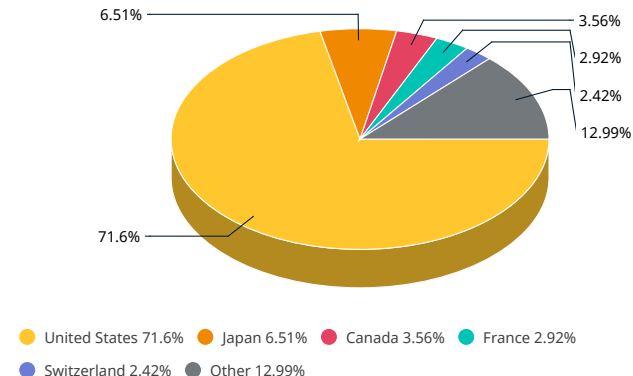
## TOP 10 CONSTITUENTS

	Country	Index Wt. (%)	Parent Index Wt. (%)	Sector
NVIDIA	US	5.22	4.77	Info Tech
MICROSOFT CORP	US	4.79	4.19	Info Tech
TESLA	US	4.21	1.05	Cons Discr
HOME DEPOT	US	2.29	0.57	Cons Discr
NOVO NORDISK B	DK	2.10	0.52	Health Care
SALESFORCE	US	1.66	0.41	Info Tech
ASML HLDG	NL	1.58	0.39	Info Tech
COCA COLA (THE)	US	1.57	0.39	Cons Staples
ADVANCED MICRO DEVICES	US	1.37	0.34	Info Tech
PEPSICO	US	1.34	0.33	Cons Staples
<b>Total</b>		<b>26.11</b>	<b>12.96</b>	

## SECTOR WEIGHTS



## COUNTRY WEIGHTS



\* DM countries include: Australia, Austria, Belgium, Canada, Denmark, Finland, France, Germany, Hong Kong, Ireland, Israel, Italy, Japan, Netherlands, New Zealand, Norway, Portugal, Singapore, Spain, Sweden, Switzerland, the UK and the US.

The MSCI ESG Indexes use ratings and other data supplied by MSCI ESG Research Inc, a subsidiary of MSCI Inc.

The MSCI World SRI Low Carbon Select 5% Issuer Capped Index was launched on Nov 11, 2020. Data prior to the launch date is back-tested test (i.e. calculations of how the index might have performed over that time period had the index existed). There are frequently material differences between back-tested performance and actual results. Past performance – whether actual or back-tested – is no indication or guarantee of future performance.

## ABOUT MSCI

MSCI is a leading provider of critical decision support tools and services for the global investment community. With over 45 years of expertise in research, data and technology, we power better investment decisions by enabling clients to understand and analyze key drivers of risk and return and confidently build more effective portfolios. We create industry-leading research-enhanced solutions that clients use to gain insight into and improve transparency across the investment process. To learn more, please visit [www.msci.com](http://www.msci.com).

The information contained herein (the "Information") may not be reproduced or disseminated in whole or in part without prior written permission from MSCI. The Information may not be used to verify or correct other data, to create indexes, risk models, or analytics, or in connection with issuing, offering, sponsoring, managing or marketing any securities, portfolios, financial products or other investment vehicles. Historical data and analysis should not be taken as an indication or guarantee of any future performance, analysis, forecast or prediction. None of the Information or MSCI index or other product or service constitutes an offer to buy or sell, or a promotion or recommendation of, any security, financial instrument or product or trading strategy. Further, none of the Information or any MSCI index is intended to constitute investment advice or a recommendation to make (or refrain from making) any kind of investment decision and may not be relied on as such. The Information is provided "as is" and the user of the Information assumes the entire risk of any use it may make or permit to be made of the Information. NONE OF MSCI INC. OR ANY OF ITS SUBSIDIARIES OR ITS OR THEIR DIRECT OR INDIRECT SUPPLIERS OR ANY THIRD PARTY INVOLVED IN THE MAKING OR COMPILING OF THE INFORMATION (EACH, AN "MSCI PARTY") MAKES ANY WARRANTIES OR REPRESENTATIONS AND, TO THE MAXIMUM EXTENT PERMITTED BY LAW, EACH MSCI PARTY HEREBY EXPRESSLY DISCLAIMS ALL IMPLIED WARRANTIES, INCLUDING WARRANTIES OF MERCHANTABILITY AND FITNESS FOR A PARTICULAR PURPOSE. WITHOUT LIMITING ANY OF THE FOREGOING AND TO THE MAXIMUM EXTENT PERMITTED BY LAW, IN NO EVENT SHALL ANY OF THE MSCI PARTIES HAVE ANY LIABILITY REGARDING ANY OF THE INFORMATION FOR ANY DIRECT, INDIRECT, SPECIAL, PUNITIVE, CONSEQUENTIAL (INCLUDING LOST PROFITS) OR ANY OTHER DAMAGES EVEN IF NOTIFIED OF THE POSSIBILITY OF SUCH DAMAGES. The foregoing shall not exclude or limit any liability that may not by applicable law be excluded or limited.

© 2024 MSCI Inc. All rights reserved.

