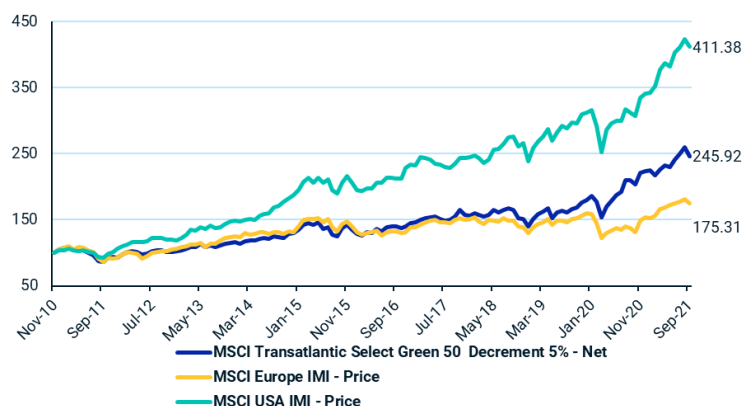


MSCI Transatlantic Select Green 50 Decrement 5% Index (EUR)

The MSCI Transatlantic Select Green 50 Decrement 5% (Net) Index is based on securities from MSCI USA IMI Index and MSCI Europe IMI Index, and includes large, mid and small-cap securities across USA and 15 Develop Market (DM) countries* in Europe. The index aims to represent the performance of the largest 25 stocks by free-float market capitalization from each of USA and Europe that offer products and services that contribute to an environmentally sustainable economy through efficient use of limited global natural resources. The index also excludes companies that are involved in the production of controversial, nuclear or conventional weapons, as well as those that are involved in environmental and ESG controversies. The index aims to apply a constant markdown ('synthetic dividend') of 5% on the Net total return variant on an annual basis, expressed as a percentage of performance.

Cumulative index performance (EUR)

NOV 2010 – SEP 2021



Annual Performance (%)

YEAR	MSCI Transatlantic Select Green 50 Decrement 5% - Net	MSCI Europe IMI - Price	MSCI USA IMI - Price
2020	24.08	-4.33	9.16
2019	28.81	23.02	31.00
2018	-10.36	-13.70	-2.28
2017	7.64	8.45	4.50
2016	6.98	-0.60	13.61
2015	3.82	7.18	9.88
2014	11.63	4.13	25.67
2013	13.27	17.84	25.09
2012	11.54	14.41	12.15
2011	-12.44	-11.86	2.57

Index performance

EUR RETURNS (%) SEPTEMBER 30, 2021

INDEX	1 Month	3 Months	1 Year	Year to Date	ANNUALIZED RETURNS			
					3 Years	5 Years	10 Years	Since Nov 30, 2010
MSCI Transatlantic Sel Green 50 Decrement 5% - Net	-5.18	1.82	17.27	10.16	14.39	12.02	11.07	8.66
MSCI Europe IMI - Price	-3.29	0.60	27.23	14.37	5.68	5.84	7.35	5.32
MSCI USA IMI - Price	-2.85	2.03	31.96	20.53	14.29	14.17	16.14	13.95

Index risk and return characteristics

(%) SEPTEMBER 30, 2021

INDEX	ANNUALIZED STD. DEVIATION			
	3 Years	5 Years	10 Years	Since Nov 30, 2010
MSCI Transatlantic Sel Green 50 Decrement 5% - Net	18.06	15.01	13.46	13.66
MSCI Europe IMI - Price	17.47	14.43	13.30	13.58
MSCI USA IMI - Price	18.29	15.29	13.21	13.11

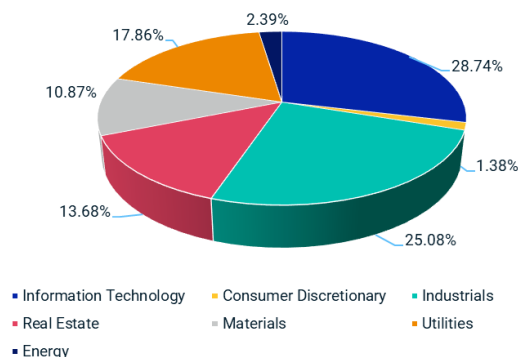
*DM countries in Europe include: Austria, Belgium, Denmark, Finland, France, Germany, Ireland, Italy, the Netherlands, Norway, Portugal, Spain, Sweden, Switzerland and the UK.

MSCI Transatlantic Select Green 50 Index

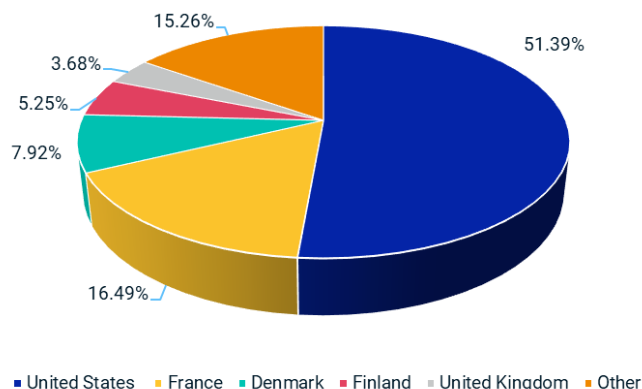
Top 10 constituents

	Sector	Index Wt. (%)
SALESFORCE.COM	Info Tech	5.63
NVIDIA	Info Tech	5.50
SCHNEIDER ELECTRIC	Industrials	4.88
NEXTERA ENERGY	Utilities	4.88
SERVICENOW	Info Tech	4.20
VESTAS WIND SYSTEMS	Industrials	4.03
DASSAULT SYSTEMES	Info Tech	3.48
SAINT-GOBAIN	Industrials	3.40
PROLOGIS	Real Estate	3.17
E. ON	Utilities	2.74
Total		41.90

Sector Weights



Country Weights



Additional information

MSCI Transatlantic Select Green 50 Decrement 5% Index (Net)

Bloomberg Ticker

MXTASG5N Index

Index methodology

MSCI Transatlantic Select Green 50 Decrement 5% (Net) Index is constructed from MSCI USA IMI Index and MSCI Europe IMI Index, it's parent index. The index aims to represent the performance of the largest 25 stocks by free-float market capitalization from each of USA and Europe that offer products and services that contribute to an environmentally sustainable economy through efficient use of limited global natural resources. The index also excludes companies that are involved in the production of controversial, nuclear or conventional weapons, as well as those that are involved in environmental and ESG controversies. The index aims to apply a constant markdown ('synthetic dividend') of 5% on the Net total return variant on an annual basis, expressed as a percentage of performance.

The index is reviewed on a quarterly basis coinciding with the May and November Semi-Annual Index Reviews and the February and August Quarterly Index Reviews of the Parent Index.

ABOUT MSCI INC.

MSCI is a leading provider of critical decision support tools and services for the global investment community. With over 50 years of expertise in research, data and technology, we power better investment decisions by enabling clients to understand and analyze key drivers of risk and return and confidently build more effective portfolios. We create industry-leading research-enhanced solutions that clients use to gain insight into and improve transparency across the investment process. To learn more, please visit www.msci.com.

The information contained herein (the "Information") may not be reproduced or disseminated in whole or in part without prior written permission from MSCI. The Information may not be used to verify or correct other data, to create indexes, risk models, or analytics, or in connection with issuing, offering, sponsoring, managing or marketing any securities, portfolios, financial products or other investment vehicles. Historical data and analysis should not be taken as an indication or guarantee of any future performance, analysis, forecast or prediction. None of the Information or MSCI index or other product or service constitutes an offer to buy or sell, or a promotion or recommendation of, any security, financial instrument or product or trading strategy. Further, none of the Information or any MSCI index is intended to constitute investment advice or a recommendation to make (or refrain from making) any kind of investment decision and may not be relied on as such. The Information is provided "as is" and the user of the Information assumes the entire risk of any use it may make or permit to be made of the Information. NONE OF MSCI INC. OR ANY OF ITS SUBSIDIARIES OR ITS OR THEIR DIRECT OR INDIRECT SUPPLIERS OR ANY THIRD PARTY INVOLVED IN THE MAKING OR COMPILING OF THE INFORMATION (EACH AN "MSCI PARTY") MAKES ANY WARRANTIES OR REPRESENTATIONS AND, TO THE MAXIMUM EXTENT PERMITTED BY LAW, EACH MSCI PARTY HEREBY EXPRESSLY DISCLAIMS ALL IMPLIED WARRANTIES, INCLUDING WARRANTIES OF MERCHANTABILITY AND FITNESS FOR A PARTICULAR PURPOSE. WITHOUT LIMITING ANY OF THE FOREGOING AND TO THE MAXIMUM EXTENT PERMITTED BY LAW, IN NO EVENT SHALL ANY OF THE MSCI PARTIES HAVE ANY LIABILITY REGARDING ANY OF THE INFORMATION FOR ANY DIRECT, INDIRECT, SPECIAL, PUNITIVE, CONSEQUENTIAL (INCLUDING LOST PROFITS) OR ANY OTHER DAMAGES EVEN IF NOTIFIED OF THE POSSIBILITY OF SUCH DAMAGES. The foregoing shall not exclude or limit any liability that may not be applicable law be excluded or limited.

©2021 MSCI Inc. All rights reserved