

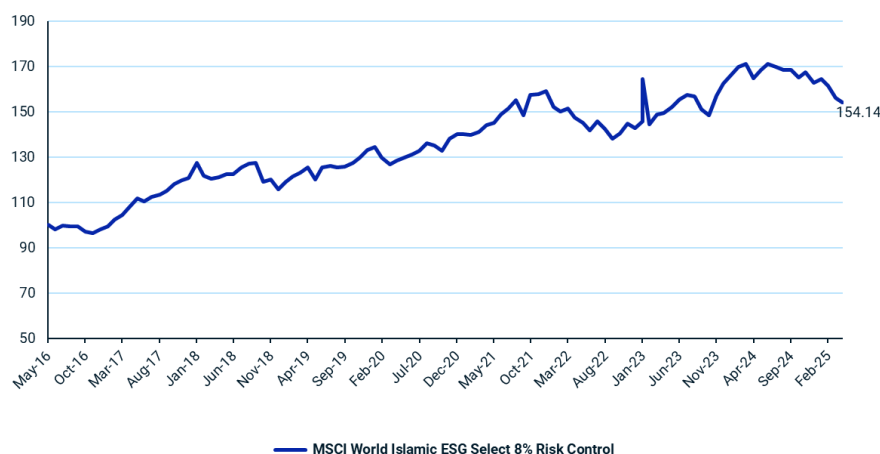
MSCI World Islamic ESG Select 8% Risk Control Index

The MSCI World Islamic ESG Select 8% Risk Control Index aims to represent the performance of the MSCI World Islamic ESG Select Index while targeting an annualized volatility of 8%.

For a complete description of the index methodology, please see [Index methodology - MSCI](#).

Cumulative index performance

USD RETURNS MAY 2016 – APRIL 2025



Annual performance (%)

YEAR	MSCI World Islamic ESG Select 8% Risk Control
2024	0.18
2023	13.90
2022	-10.34
2021	13.52
2020	5.29
2019	15.00
2018	-4.01
2017	23.09

Index performance

USD RETURNS (%) APRIL 30, 2025

INDEX	1 Month	3 Months	1 Year	Year to Date	ANNUALIZED RETURN			
					3 Years	5 Years	10 Years	Since May 31, 2016
MSCI World Islamic ESG Select 8% Risk Control	-1.23	-6.25	-6.55	-5.37	1.49	3.71	-	4.97

Index risk and return characteristics

(%) APRIL 30, 2025

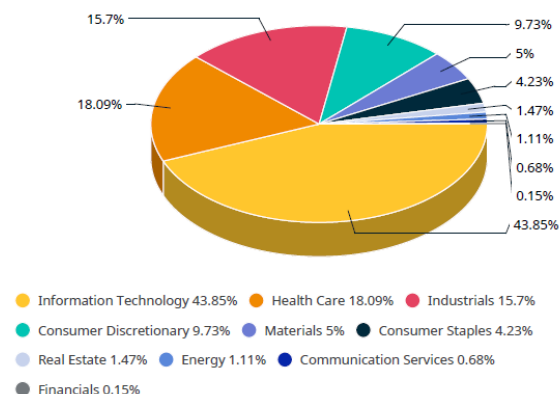
INDEX	ANNUALIZED STANDARD DEVIATION (%)			
	3 Years	5 Years	10 Years	Since May 31, 2016
MSCI World Islamic ESG Select 8% Risk Control	8.25	8.19	-	8.20

MSCI World Islamic ESG Select Index

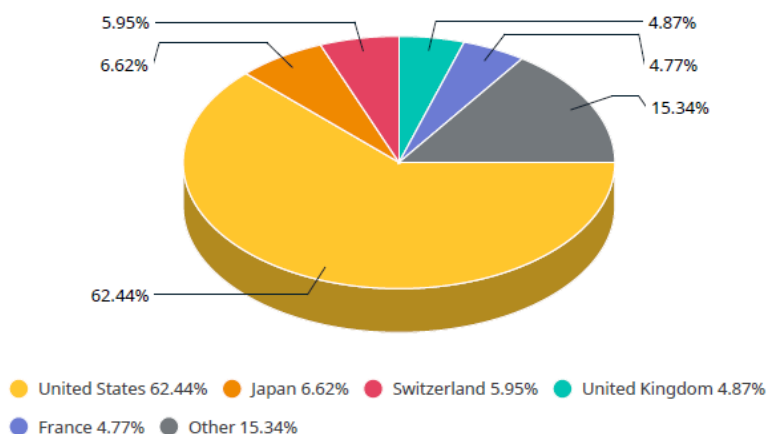
Top 10 constituents

	Sector	Index Wt. (%)
MICROSOFT CORP	Info Tech	8.46
NVIDIA	Info Tech	6.85
HOME DEPOT	Cons Discr	3.38
ASML HLDG	Info Tech	2.97
SALESFORCE	Info Tech	2.46
SERVICENOW	Info Tech	2.24
NOVO NORDISK B	Health Care	2.21
NOVARTIS	Health Care	2.15
ASTRAZENECA	Health Care	2.00
INTUIT	Info Tech	1.90
Total		34.62

Sector Weights



Country Weights



ABOUT MSCI INC.

MSCI is a leading provider of critical decision support tools and services for the global investment community.

With over 50 years of expertise in research, data and technology, we power better investment decisions by enabling clients to understand and analyze key drivers of risk and return and confidently build more effective portfolios. We create industry-leading research-enhanced solutions that clients use to gain insight into and improve transparency across the investment process. To learn more, please visit www.msci.com.

The information contained herein (the "Information") may not be reproduced or disseminated in whole or in part without prior written permission from MSCI. The Information may not be used to verify or correct other data, to create indexes, risk models, or analytics, or in connection with issuing, offering, sponsoring, managing or marketing any securities, portfolios, financial products or other investment vehicles. Historical data and analysis should not be taken as an indication or guarantee of any future performance, analysis, forecast or prediction. None of the Information or MSCI index or other product or service constitutes an offer to buy or sell, or a promotion or recommendation of, any security, financial instrument or product or trading strategy. Further, none of the Information or any MSCI index is intended to constitute investment advice or a recommendation to make (or refrain from making) any kind of investment decision and may not be relied on as such. The Information is provided "as is" and the user of the Information assumes the entire risk of any use it may make or permit to be made of the Information. NONE OF MSCI INC. OR ANY OF ITS SUBSIDIARIES OR ITS OR THEIR DIRECT OR INDIRECT SUPPLIERS OR ANY THIRD PARTY INVOLVED IN THE MAKING OR COMPILING OF THE INFORMATION (EACH, AN "MSCI PARTY") MAKES ANY WARRANTIES OR REPRESENTATIONS AND, TO THE MAXIMUM EXTENT PERMITTED BY LAW, EACH MSCI PARTY HEREBY EXPRESSLY DISCLAIMS ALL IMPLIED WARRANTIES, INCLUDING WARRANTIES OF MERCHANTABILITY AND FITNESS FOR A PARTICULAR PURPOSE. WITHOUT LIMITING ANY OF THE FOREGOING AND TO THE MAXIMUM EXTENT PERMITTED BY LAW, IN NO EVENT SHALL ANY OF THE MSCI PARTIES HAVE ANY LIABILITY REGARDING ANY OF THE INFORMATION FOR ANY DIRECT, INDIRECT, SPECIAL, PUNITIVE, CONSEQUENTIAL (INCLUDING LOST PROFITS) OR ANY OTHER DAMAGES EVEN IF NOTIFIED OF THE POSSIBILITY OF SUCH DAMAGES. The foregoing shall not exclude or limit any liability that may not by applicable law be excluded or limited.

©2025 MSCI Inc. All rights reserved