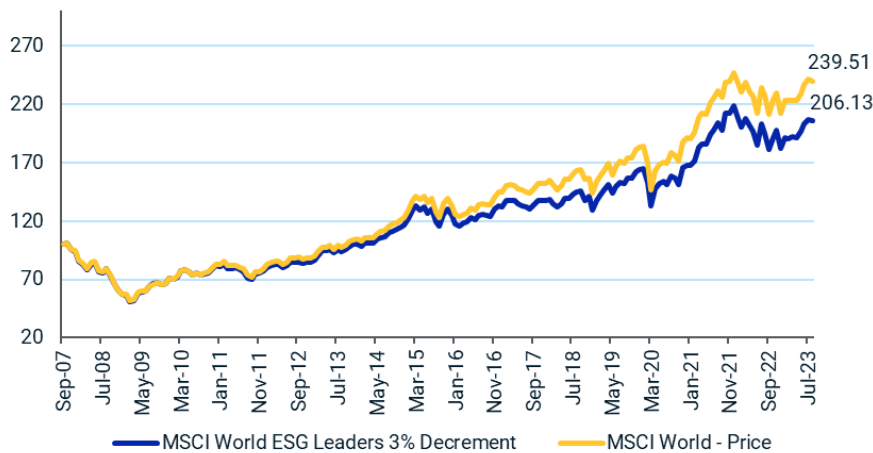


MSCI World ESG Leaders 3% Decrement Index (EUR)

The MSCI World ESG Leaders 3% Decrement Index is based on MSCI World ESG Leaders Index, its parent index and provides exposure to companies with high Environmental, Social and Governance (ESG) performance relative to their sector peers. The MSCI World ESG Leaders Index consists of large and mid-cap companies in 23 developed markets countries*. The Index is designed for investors seeking a broad, diversified sustainability benchmark with relatively low tracking error to the underlying equity market. The parent index is a member of the MSCI ESG Leaders Index series. Constituent selection is based on data from MSCI ESG Research. The index applies a constant markdown ('synthetic dividend') of 3% on an annual basis, expressed as a percentage of performance.

Cumulative index performance

EUR RETURNS SEP 2007 – AUGUST 2023



Annual performance (%)

YEAR	MSCI World ESG Leaders 3% Decrement	MSCI World - Price
2022	-16.83	-14.19
2021	30.21	29.26
2020	2.64	4.64
2019	26.66	27.49
2018	-6.00	-5.92
2017	3.13	5.50
2016	7.20	8.47
2015	6.90	8.34
2014	15.90	17.21
2013	18.45	18.74
2012	9.37	11.45
2011	-5.14	-4.53
2010	14.87	17.16

Index performance

EUR RETURNS (%) AUGUST 31, 2023

INDEX	1 Month	3 Months	1 Year	Year to Date	ANNUALIZED RETURN			
					3 Years	5 Years	10 Years	Since Sep 28, 2007
MSCI World ESG Leaders 3% Decrement	-0.30	4.95	5.75	13.35	9.15	7.26	8.20	4.65
MSCI World - Price	-1.01	4.73	5.30	12.82	10.25	8.03	9.43	5.64

Index risk and return characteristics

AUGUST 31, 2023

INDEX	ANNUALIZED STANDARD DEVIATION (%)			
	3 Years	5 Years	10 Years	Since Sep 28, 2007
MSCI World ESG Leaders 3% Decrement	14.88	16.01	13.27	13.91
MSCI World - Price	14.69	16.22	13.44	13.99

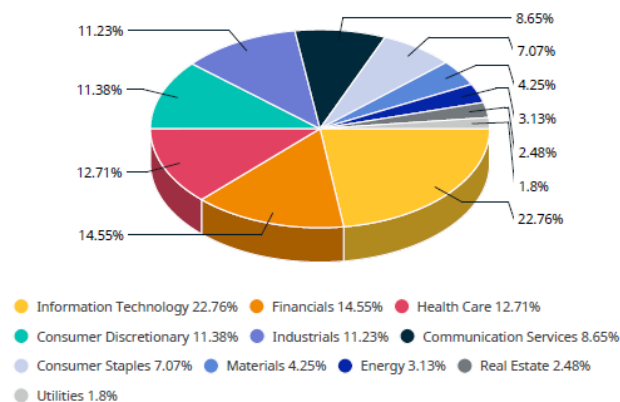
* Developed Markets countries include: Australia, Austria, Belgium, Canada, Denmark, Finland, France, Germany, Hong Kong, Ireland, Israel, Italy, Japan, Netherlands, New Zealand, Norway, Portugal, Singapore, Spain, Sweden, Switzerland, the UK and the US.

MSCI World ESG Leaders Index

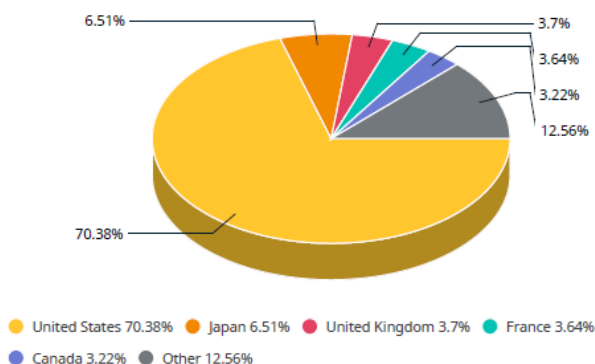
Top 10 constituents

	Sector	Index Wt. (%)
MICROSOFT CORP	Info Tech	7.99
NVIDIA	Info Tech	4.20
ALPHABET A	Comm Svcs	2.79
ALPHABET C	Comm Svcs	2.54
TESLA	Cons Discr	2.54
LILLY (ELI) & COMPANY	Health Care	1.54
VISA A	Financials	1.38
JOHNSON & JOHNSON	Health Care	1.34
PROCTER & GAMBLE CO	Cons Staples	1.25
MASTERCARD A	Financials	1.21
Total		26.78

Sector Weights



Country Weights



Index Framework

The MSCI World ESG Leaders 3% Decrement Index is based on MSCI World ESG Leaders Index. MSCI ESG Leaders Indexes are free float-adjusted market capitalization-weighted indexes designed to represent the performance of companies that are selected from an underlying index based on Environmental, Social and Governance (ESG) criteria. These criteria exclude constituents based on involvement in specific business activities, as well as ESG ratings and exposure to ESG controversies. The Indexes are derived from underlying MSCI indexes ("Parent Indexes") and aim to achieve sector weights that reflect the sector weights of the corresponding Parent Indexes. The Index construction targets 50% free float-adjusted market capitalization coverage of each Global Industry Classification Standard (GICS®) sector by selecting constituents primarily based on criteria including the ESG rating, the trend in that rating and the company's industry-adjusted ESG score. The selection universe for The ESG Leaders Indexes is the constituents of the MSCI Global Investable Market Indexes. The index applies a constant markdown ("synthetic dividend") of 3% on an annual basis, expressed as a percentage of performance.

This summary is provided for illustrative purposes only and does not include all material elements of the index or its methodology. For a complete description of the index methodology, please see [Index methodology - MSCI](#)

ABOUT MSCI INC.

MSCI is a leading provider of critical decision support tools and services for the global investment community.

With over 50 years of expertise in research, data and technology, we power better investment decisions by enabling clients to understand and analyze key drivers of risk and return and confidently build more effective portfolios. We create industry-leading research-enhanced solutions that clients use to gain insight into and improve transparency across the investment process. To learn more, please visit www.msci.com.

The information contained herein (the "Information") may not be reproduced or disseminated in whole or in part without prior written permission from MSCI. The Information may not be used to verify or correct other data, to create indexes, risk models, or analytics, or in connection with issuing, offering, sponsoring, managing or marketing any securities, portfolios, financial products or other investment vehicles. Historical data and analysis should not be taken as an indication or guarantee of any future performance, analysis, forecast or prediction. None of the Information or MSCI index or other product or service constitutes an offer to buy or sell, or a promotion or recommendation of, any security, financial instrument or product or trading strategy. Further, none of the Information or any MSCI index is intended to constitute investment advice or a recommendation to make (or refrain from making) any kind of investment decision and may not be relied on as such. The Information is provided "as is" and the user of the Information assumes the entire risk of any use it may make or permit to be made of the Information. NONE OF MSCI INC. OR ANY OF ITS SUBSIDIARIES OR ITS OR THEIR DIRECT OR INDIRECT SUPPLIERS OR ANY THIRD PARTY INVOLVED IN THE MAKING OR COMPILING OF THE INFORMATION (EACH, AN "MSCI PARTY") MAKES ANY WARRANTIES OR REPRESENTATIONS AND, TO THE MAXIMUM EXTENT PERMITTED BY LAW, EACH MSCI PARTY HEREBY EXPRESSLY DISCLAIMS ALL IMPLIED WARRANTIES, INCLUDING WARRANTIES OF MERCHANTABILITY AND FITNESS FOR A PARTICULAR PURPOSE. WITHOUT LIMITING ANY OF THE FOREGOING AND TO THE MAXIMUM EXTENT PERMITTED BY LAW, IN NO EVENT SHALL ANY OF THE MSCI PARTIES HAVE ANY LIABILITY REGARDING ANY OF THE INFORMATION FOR ANY DIRECT, INDIRECT, SPECIAL, PUNITIVE, CONSEQUENTIAL (INCLUDING LOST PROFITS) OR ANY OTHER DAMAGES EVEN IF NOTIFIED OF THE POSSIBILITY OF SUCH DAMAGES.

The foregoing shall not exclude or limit any liability that may not by applicable law be excluded or limited.

©2023 MSCI Inc. All rights reserved

