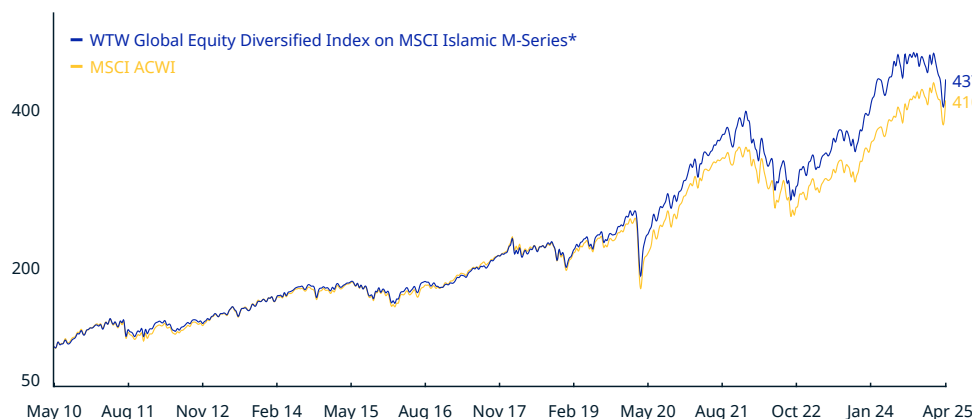


WTW Global Equity Diversified Index on MSCI Islamic M-Series*(*a custom index built by MSCI on criteria provided by WTW) (USD)

The WTW Global Equity Diversified Index on MSCI Islamic M-Series*(*a custom index built by MSCI on criteria provided by WTW) aims to represent the performance of a strategy that seeks higher exposure to a custom multifactor S-score, calculated from three custom factors – Value, Quality and Momentum – while targeting ex-ante risk similar to that of MSCI ACWI Islamic M-Series(the 'Parent Index').

For a complete description of the index methodology, please see [Index methodology - MSCI](#).

CUMULATIVE INDEX PERFORMANCE – NET RETURNS (USD) (MAY 2010 – APR 2025)



ANNUAL PERFORMANCE (%)

Year	WTW Global Equity Diversified Index on MSCI Islamic M-Series*	MSCI ACWI
2024	14.51	17.49
2023	24.38	22.20
2022	-20.02	-18.36
2021	25.60	18.54
2020	19.36	16.25
2019	28.25	26.60
2018	-6.69	-9.41
2017	23.88	23.97
2016	5.33	7.86
2015	-1.96	-2.36
2014	5.59	4.16
2013	21.85	22.80
2012	11.03	16.13
2011	-2.32	-7.35

INDEX PERFORMANCE – NET RETURNS (%) (APR 30, 2025)

	1 Mo	3 Mo	1 Yr	YTD	ANNUALIZED			
					3 Yr	5 Yr	10 Yr	Since May 26, 2010
WTW Global Equity Diversified Index on MSCI Islamic M-Series*	1.05	-5.55	4.48	-3.21	9.47	12.27	9.24	10.38
MSCI ACWI	0.93	-3.64	11.84	-0.40	10.27	13.07	8.63	9.92

INDEX RISK AND RETURN CHARACTERISTICS (MAY 26, 2010 – APR 30, 2025)

	Beta	Tracking Error (%)	Turnover (%) ¹	ANNUALIZED STD DEV (%) ²			SHARPE RATIO ^{2,3}			Since May 26, 2010	MAXIMUM DRAWDOWN (%)	Period YYYY-MM-DD
				3 Yr	5 Yr	10 Yr	3 Yr	5 Yr	10 Yr			
WTW Global Equity Diversified Index on MSCI Islamic M-Series*	0.96	3.33	41.54	16.48	15.86	14.68	0.37	0.64	0.54	0.66	30.00	2020-02-12–2020-03-23
MSCI ACWI	1.00	0.00	2.60	15.46	15.25	14.82	0.43	0.71	0.50	0.62	33.74	2020-02-12–2020-03-23

¹ Last 12 months

² Based on monthly net returns data

³ Based on NY FED Overnight SOFR from Sep 1 2021 & on ICE LIBOR 1M prior that date

WTW Global Equity Diversified Index on MSCI Islamic M-Series*(*a custom index built by MSCI on criteria provided by WTW) (USD)

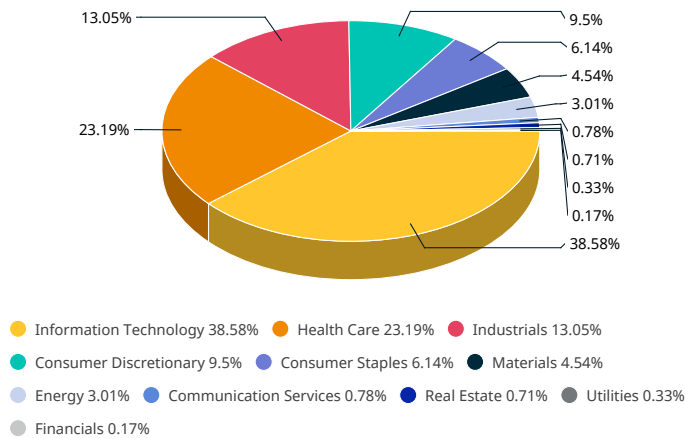
INDEX CHARACTERISTICS

	WTW Global Equity Diversified Index on MSCI Islamic M-Series*	MSCI ACWI
Number of Constituents	484	2,558
Weight (%)		
Largest	5.23	4.18
Smallest	0.00	0.00
Average	0.21	0.04
Median	0.05	0.01

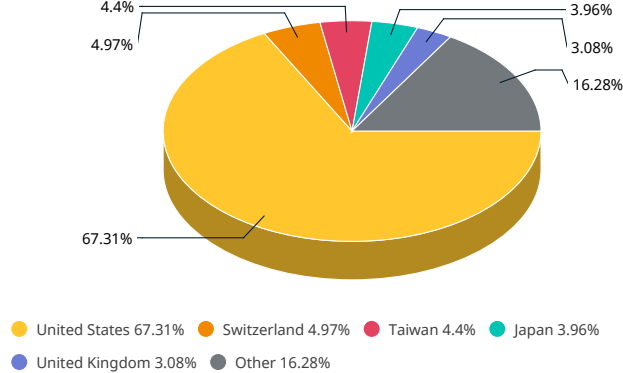
TOP 10 CONSTITUENTS

	Country	Index Wt. (%)	Parent Index Wt. (%)	Sector
MICROSOFT CORP	US	5.23	3.65	Info Tech
NVIDIA	US	4.24	3.49	Info Tech
BROADCOM	US	3.25	1.12	Info Tech
TAIWAN SEMICONDUCTOR MFG	TW	3.17	0.91	Info Tech
LILLY (ELI) & COMPANY	US	2.45	0.95	Health Care
ABBVIE	US	2.19	0.45	Health Care
HOME DEPOT	US	2.12	0.47	Cons Discr
JOHNSON & JOHNSON	US	2.06	0.49	Health Care
TESLA	US	1.76	1.07	Cons Discr
ORACLE CORP	US	1.52	0.31	Info Tech
Total		27.98	12.90	

SECTOR WEIGHTS



COUNTRY WEIGHTS



*A custom index built by MSCI on criteria provided by WTW

The WTW Global Equity Diversified Index on MSCI Islamic M-Series*(*a custom index built by MSCI on criteria provided by WTW) was launched on Aug 16, 2024. Data prior to the launch date is back-tested test (i.e. calculations of how the index might have performed over that time period had the index existed). There are frequently material differences between back-tested performance and actual results. Past performance – whether actual or back-tested – is no indication or guarantee of future performance.

ABOUT MSCI

MSCI is a leading provider of critical decision support tools and services for the global investment community. With over 45 years of expertise in research, data and technology, we power better investment decisions by enabling clients to understand and analyze key drivers of risk and return and confidently build more effective portfolios. We create industry-leading research-enhanced solutions that clients use to gain insight into and improve transparency across the investment process. To learn more, please visit www.msci.com.

The information contained herein (the "Information") may not be reproduced or disseminated in whole or in part without prior written permission from MSCI. The Information may not be used to verify or correct other data, to create indexes, risk models, or analytics, or in connection with issuing, offering, sponsoring, managing or marketing any securities, portfolios, financial products or other investment vehicles. Historical data and analysis should not be taken as an indication or guarantee of any future performance, analysis, forecast or prediction. None of the Information or MSCI index or other product or service constitutes an offer to buy or sell, or a promotion or recommendation of, any security, financial instrument or product or trading strategy. Further, none of the Information or any MSCI index is intended to constitute investment advice or a recommendation to make (or refrain from making) any kind of investment decision and may not be relied on as such. The Information is provided "as is" and the user of the Information assumes the entire risk of any use it may make or permit to be made of the Information. NONE OF MSCI INC. OR ANY OF ITS SUBSIDIARIES OR ITS OR THEIR DIRECT OR INDIRECT SUPPLIERS OR ANY THIRD PARTY INVOLVED IN THE MAKING OR COMPILING OF THE INFORMATION (EACH, AN "MSCI PARTY") MAKES ANY WARRANTIES OR REPRESENTATIONS AND, TO THE MAXIMUM EXTENT PERMITTED BY LAW, EACH MSCI PARTY HEREBY EXPRESSLY DISCLAIMS ALL IMPLIED WARRANTIES, INCLUDING WARRANTIES OF MERCHANTABILITY AND FITNESS FOR A PARTICULAR PURPOSE. WITHOUT LIMITING ANY OF THE FOREGOING AND TO THE MAXIMUM EXTENT PERMITTED BY LAW, IN NO EVENT SHALL ANY OF THE MSCI PARTIES HAVE ANY LIABILITY REGARDING ANY OF THE INFORMATION FOR ANY DIRECT, INDIRECT, SPECIAL, PUNITIVE, CONSEQUENTIAL (INCLUDING LOST PROFITS) OR ANY OTHER DAMAGES EVEN IF NOTIFIED OF THE POSSIBILITY OF SUCH DAMAGES. The foregoing shall not exclude or limit any liability that may not by applicable law be excluded or limited.

© 2025 MSCI Inc. All rights reserved.



WTW Global Equity Diversified Index on MSCI Islamic M-Series*(*a custom index built by MSCI on criteria provided by WTW) (USD)