

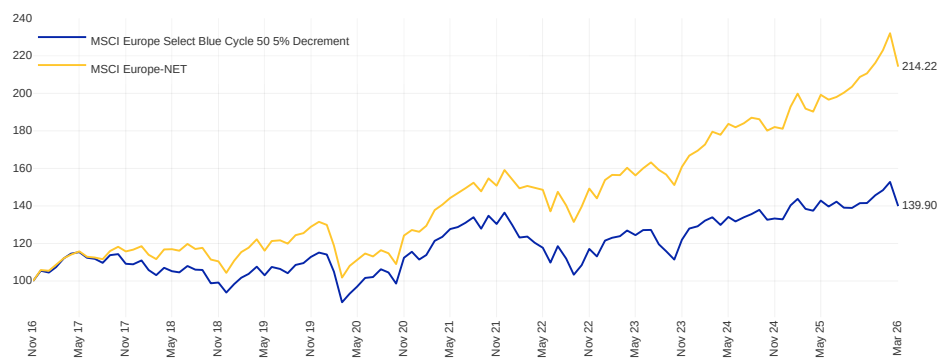
# MSCI Europe Select Blue Cycle 50 5% Decrement Index

The MSCI Europe Select Blue Cycle 50 5% Decrement Index is based on the MSCI Decrement Indexes Methodology. A constant markdown ('synthetic dividend') of 5% is applied on the Parent Index (MSCI Europe Select Blue Cycle 50 Index) levels on a daily basis.

For a complete description of the index methodology, please see [Index methodology - MSCI](#).

## Cumulative index performance

EUR RETURNS Nov 2016 - Mar 2026



## Annual Performance (%)

Year	MSCI Europe Select Blue Cycle 50 5% Decrement	MSCI Europe-NET
2025	9.66	19.39
2024	3.84	8.59
2023	13.14	15.83
2022	-17.10	-9.49
2021	18.05	25.13
2020	0.37	-3.32
2019	22.68	26.05
2018	-13.82	-10.57
2017	3.26	10.24

## Index Performance

EUR RETURNS (%) AS OF Mar 31, 2026

INDEX	1 Month	3 Months	1 Year	Year to Date	ANNUALIZED RETURNS			
					3 Years	5 Years	10 Years	Since Nov 30, 2016
MSCI Europe Select Blue Cycle 50 5% Decrement	-8.44	-3.98	1.07	-3.98	4.13	2.88	N/A	3.66
MSCI Europe-NET	-7.68	-0.94	11.67	-0.94	11.05	9.23	8.37	8.50

## Index Risk and Return Characteristics

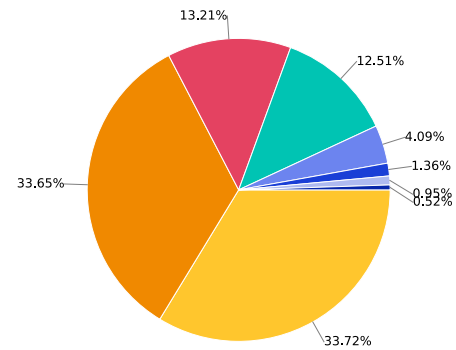
EUR RETURNS (%) AS OF Mar 31, 2026

INDEX	ANNUALIZED STANDARD DEVIATION			
	3 Years	5 Years	10 Years	Since Nov 30, 2016
MSCI Europe Select Blue Cycle 50 5% Decrement	11.89	13.79	N/A	14.64
MSCI Europe-NET	10.44	12.34	N/A	13.55

## Top 10 Constituents

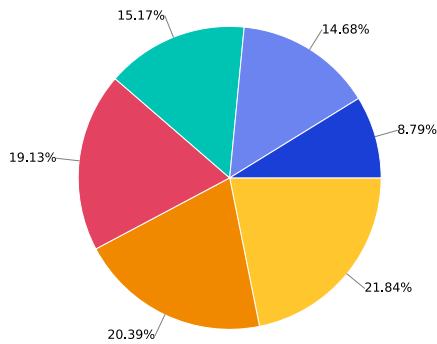
Security Name	Sector	Index Wt. (%)
VESTAS WIND SYSTEMS	Industrials	5.37
HSBC HOLDINGS (GB)	Financials	5.10
NOVARTIS	Health Care	4.92
SIEMENS	Industrials	4.16
SAP	Information Technology	4.09
GEBERIT	Industrials	4.08
ALLIANZ	Financials	3.64
IBERDROLA	Utilities	3.38
SCHNEIDER ELECTRIC	Industrials	3.35
ABB LTD	Industrials	2.85
<b>Total</b>		<b>40.94</b>

## Sector Weights



● Financials 33.72% 
 ● Industrials 33.65% 
 ● Utilities 13.21% 
 ● Health Care 12.51% 
 ● Information Technology 4.09% 
 ● Consumer Discretionary 1.36% 
 ● Consumer Staples 0.95% 
 ● Materials 0.52%

## Country Weights



● Switzerland 21.84% 
 ● Germany 19.13% 
 ● United Kingdom 15.17% 
 ● France 14.68% 
 ● Denmark 8.79% 
 ● Other 20.39%

## Additional Information

MSCI Europe Select Blue Cycle 50 5% Decrement

Ticker: MXEUB50D

### ABOUT MSCI

MSCI (NYSE: MSCI Inc.) strengthens global markets by connecting participants across the financial ecosystem with a common language. Our research-based data, analytics and indexes, supported by advanced technology, set standards for global investors and help our clients understand risks and opportunities so they can make better decisions and unlock innovation. We serve asset managers and owners, private-market sponsors and investors, hedge funds, wealth managers, banks, insurers and corporates.

The data, data feeds, databases, reports, text, graphs, charts, images, videos, recordings, models, metrics, analytics, indexes, assessments, ratings, scores, software, websites, products, services and other information delivered in connection with this notice (the "Information"): (a) are proprietary information of MSCI and its suppliers, (b) may not be used for commercial purposes without prior written permission from MSCI Inc. or its affiliates ("MSCI"), and (c) are not investment advice and must not be relied on as such. The Information and its use are further subject to the disclaimer at <https://www.msci.com/legal/notice-and-disclaimer>. As detailed therein, MSCI AND ITS SUPPLIERS MAKE NO EXPRESS OR IMPLIED WARRANTIES OF MERCHANTABILITY, FITNESS FOR A PARTICULAR PURPOSE OR OTHERWISE WITH RESPECT TO THE INFORMATION HEREIN AND DISCLAIM ALL LIABILITY TO THE MAXIMUM EXTENT PERMITTED BY LAW. For information about how MSCI collects and uses personal data, refer to <https://www.msci.com/privacy-pledge>