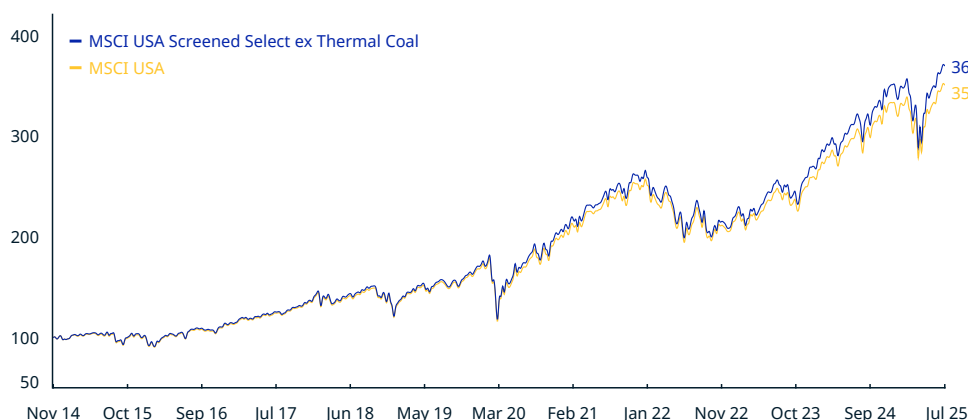


MSCI USA Screened Select ex Thermal Coal Index (USD)

MSCI USA Screened Select ex Thermal Coal Index is a free float-adjusted market capitalization-weighted index that exclude companies from underlying MSCI USA Index based on Environmental, Social and Governance (ESG) criteria. The following companies are excluded: Companies that are associated with controversial weapons, civilian firearms as well as tobacco, palm oil and arctic oil & gas or, Companies that derive revenues from thermal coal power, thermal coal reserves and the extraction of certain fossil fuels or, Companies that are not in compliance with the United Nations Global Compact principles or, Companies that are involved in Red Flag ESG controversies, Orange Flag Land Use and Biodiversity controversies or Orange Flag Supply Chain Management controversies. In addition, the Indexes target a minimum 30% reduction in carbon emission intensity relative to the underlying Parent Index.

For a complete description of the index methodology, please see [Index methodology - MSCI](#).

CUMULATIVE INDEX PERFORMANCE – NET RETURNS (USD) (NOV 2014 – JUL 2025)



ANNUAL PERFORMANCE (%)

Year	MSCI USA Screened Select ex Thermal Coal	MSCI USA
2024	26.10	24.58
2023	29.50	26.49
2022	-21.14	-19.85
2021	26.98	26.45
2020	22.25	20.73
2019	31.61	30.88
2018	-4.91	-5.04
2017	21.23	21.19
2016	10.67	10.89
2015	1.72	0.69

INDEX PERFORMANCE – NET RETURNS (%) (JUL 31, 2025)

	1 Mo	3 Mo	1 Yr	YTD	ANNUALIZED				Since Nov 25, 2014
					3 Yr	5 Yr	10 Yr		
MSCI USA Screened Select ex Thermal Coal	2.46	15.68	17.67	8.70	17.79	15.81	13.53		13.02
MSCI USA	2.27	14.38	16.51	8.53	16.80	15.17	13.03		12.46

FUNDAMENTALS (JUL 31, 2025)

Div Yld (%)	P/E	P/E Fwd	P/BV
1.10	28.68	23.23	5.82
1.22	27.97	22.80	5.39

INDEX RISK AND RETURN CHARACTERISTICS (JUL 31, 2025)

	Turnover (%) ¹	ANNUALIZED STD DEV (%) ²			SHARPE RATIO ^{2,3}			Since Nov 25, 2014	MAXIMUM DRAWDOWN	
		3 Yr	5 Yr	10 Yr	3 Yr	5 Yr	10 Yr		(%)	Period YYYY-MM-DD
MSCI USA Screened Select ex Thermal Coal	3.32	15.94	16.89	16.09	0.82	0.79	0.74	0.74	34.09	2020-02-19–2020-03-23
MSCI USA	2.06	15.34	16.47	15.75	0.79	0.77	0.73	0.72	34.16	2020-02-19–2020-03-23

¹ Last 12 months

² Based on monthly net returns data

³ Based on NY FED Overnight SOFR from Sep 1 2021 & on ICE LIBOR 1M prior that date

MSCI USA Screened Select ex Thermal Coal Index (USD)

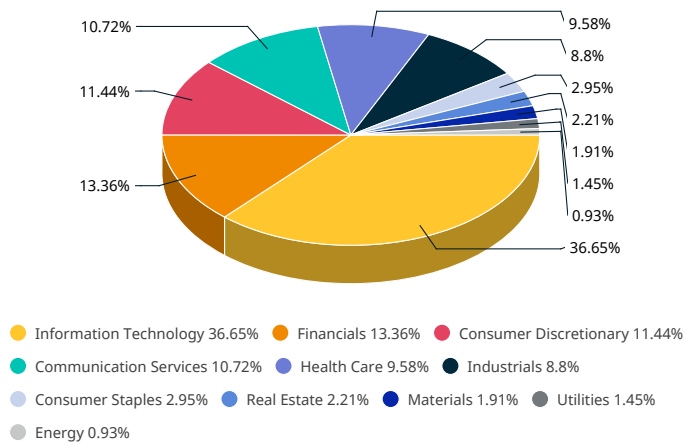
INDEX CHARACTERISTICS

MSCI USA Screened Select ex Thermal Coal	
Number of Constituents	501
Mkt Cap (USD Millions)	
Index	51,018,771.81
Largest	4,340,028.00
Smallest	5,047.04
Average	101,833.88
Median	34,448.50

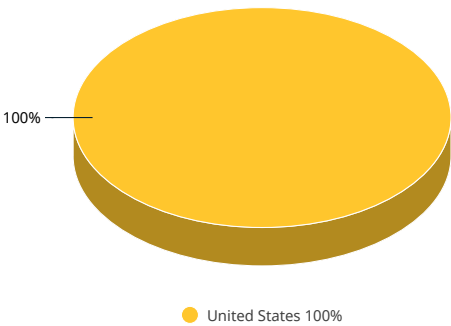
TOP 10 CONSTITUENTS

	Float Adj Mkt Cap (USD Billions)	Index Wt. (%)	Sector
NVIDIA	4,340.03	8.51	Info Tech
MICROSOFT CORP	3,767.73	7.38	Info Tech
APPLE	3,118.13	6.11	Info Tech
AMAZON.COM	2,236.01	4.38	Cons Discr
META PLATFORMS A	1,694.17	3.32	Comm Srvcs
BROADCOM	1,311.91	2.57	Info Tech
ALPHABET A	1,119.35	2.19	Comm Srvcs
ALPHABET C	954.14	1.87	Comm Srvcs
TESLA	892.40	1.75	Cons Discr
JPMORGAN CHASE & CO	828.32	1.62	Financials
Total	20,262.19	39.72	

SECTOR WEIGHTS



COUNTRY WEIGHTS



The MSCI USA Screened Select ex Thermal Coal Index was launched on May 06, 2025. Data prior to the launch date is back-tested test (i.e. calculations of how the index might have performed over that time period had the index existed). There are frequently material differences between back-tested performance and actual results. Past performance – whether actual or back-tested – is no indication or guarantee of future performance.

ABOUT MSCI

MSCI is a leading provider of critical decision support tools and services for the global investment community. With over 50 years of expertise in research, data and technology, we power better investment decisions by enabling clients to understand and analyze key drivers of risk and return and confidently build more effective portfolios. We create industry-leading research-enhanced solutions that clients use to gain insight into and improve transparency across the investment process. To learn more, please visit www.msci.com.

The information contained herein (the "Information") may not be reproduced or disseminated in whole or in part without prior written permission from MSCI. The Information may not be used to verify or correct other data, to create any derivative works, to create indexes, risk models, or analytics, or in connection with issuing, offering, sponsoring, managing or marketing any securities, portfolios, financial products or other investment vehicles. Historical data and analysis should not be taken as an indication or guarantee of any future performance, analysis, forecast or prediction. None of the Information or MSCI index or other product or service constitutes an offer to buy or sell, or a promotion or recommendation of, any security, financial instrument or product or trading strategy. Further, none of the Information or any MSCI index is intended to constitute investment advice or a recommendation to make (or refrain from making) any kind of investment decision and may not be relied on as such. MSCI ESG and climate ratings, research and data are produced by MSCI ESG Research LLC, a subsidiary of MSCI Inc. MSCI ESG Indexes, Analytics and Real Estate are products of MSCI Inc. that utilize information from MSCI ESG Research LLC. MSCI Indexes are administered by MSCI Limited (UK) and MSCI Deutschland GmbH. The Information is provided "as is" and the user of the Information assumes the entire risk of any use it may make or permit to be made of the Information. NONE OF MSCI INC. OR ANY OF ITS SUBSIDIARIES OR ITS OR THEIR DIRECT OR INDIRECT SUPPLIERS OR ANY THIRD PARTY INVOLVED IN MAKING OR COMPILING THE INFORMATION (EACH, AN "INFORMATION PROVIDER") MAKES ANY WARRANTIES OR REPRESENTATIONS AND, TO THE MAXIMUM EXTENT PERMITTED BY LAW, EACH INFORMATION PROVIDER HEREBY EXPRESSLY DISCLAIMS ALL IMPLIED WARRANTIES, INCLUDING WARRANTIES OF MERCHANTABILITY AND FITNESS FOR A PARTICULAR PURPOSE. WITHOUT LIMITING ANY OF THE FOREGOING AND TO THE MAXIMUM EXTENT PERMITTED BY LAW, IN NO EVENT SHALL ANY OF THE INFORMATION PROVIDERS HAVE ANY LIABILITY REGARDING ANY OF THE INFORMATION FOR ANY DIRECT, INDIRECT, SPECIAL, PUNITIVE, CONSEQUENTIAL (INCLUDING LOST PROFITS) OR ANY OTHER DAMAGES EVEN IF NOTIFIED OF THE POSSIBILITY OF SUCH DAMAGES. The foregoing shall not exclude or limit any liability that may not be applicable by law be excluded or limited. Privacy notice: For information about how MSCI collects and uses personal data, please refer to our Privacy Notice at www.msci.com/legal/privacy-notice

© 2025 MSCI Inc. All rights reserved.

