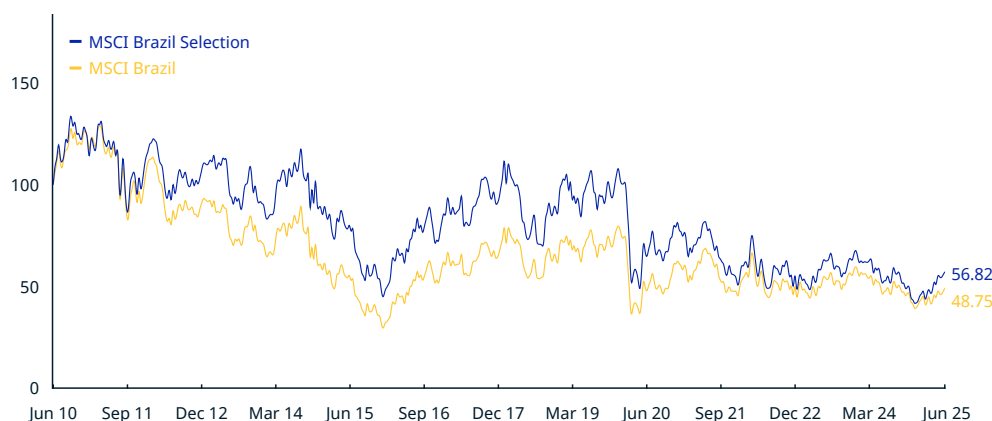


MSCI Brazil Selection Index (USD)

The MSCI Brazil Selection Index is a free float-adjusted market capitalization-weighted index designed to represent the performance of companies that are selected from the MSCI Brazil Index ("Parent Index") based on Environmental, Social and Governance (ESG) criteria. These criteria exclude constituents based on involvement in specific business activities, as well as ESG ratings and exposure to ESG controversies. The Indexes are derived from the MSCI Brazil Index and aim to achieve sector weights that reflect the sector weights of the corresponding Parent Index. The MSCI Brazil Selection Index consists of Large and Mid cap companies in Brazilian markets. The Index construction targets 50% free float-adjusted market capitalization coverage of each Global Industry Classification Standard (GICS®) sector by selecting constituents primarily based on criteria including the ESG rating, and the company's industry-adjusted ESG score. The Index is a member of the MSCI Selection Index series.

For a complete description of the index methodology, please see [Index methodology - MSCI](#).

CUMULATIVE INDEX PERFORMANCE – PRICE RETURNS (USD) (JUN 2010 – JUN 2025)



ANNUAL PERFORMANCE (%)

Year	MSCI Brazil Selection	MSCI Brazil
2024	-38.84	-34.63
2023	27.33	23.39
2022	-1.89	1.66
2021	-33.34	-23.53
2020	-23.44	-20.93
2019	17.98	22.07
2018	-4.54	-3.90
2017	21.20	21.00
2016	50.67	61.34
2015	-42.01	-43.45
2014	-4.03	-17.39
2013	-13.12	-18.68
2012	5.10	-3.50
2011	-19.91	-24.85

INDEX PERFORMANCE – PRICE RETURNS (%) (JUN 30, 2025)

	1 Mo	3 Mo	1 Yr	YTD	ANNUALIZED			
					3 Yr	5 Yr	10 Yr	Since Sep 28, 2007
MSCI Brazil Selection	6.18	19.37	10.98	37.88	4.32	-2.31	-3.19	-3.62
MSCI Brazil	7.18	11.58	4.82	25.47	1.66	0.55	-1.06	-4.64

FUNDAMENTALS (JUN 30, 2025)

Div Yld (%)	P/E	P/E Fwd	P/BV
5.07	9.25	9.89	1.70
6.41	10.07	8.32	1.63

INDEX RISK AND RETURN CHARACTERISTICS (SEP 28, 2007 – JUN 30, 2025)

				ANNUALIZED STD DEV (%) 2			SHARPE RATIO 2, 3				MAXIMUM DRAWDOWN	
	Beta	Tracking Error (%)	Turnover (%) 1	3 Yr	5 Yr	10 Yr	3 Yr	5 Yr	10 Yr	Since Sep 28, 2007	(%)	Period YYYY-MM-DD
MSCI Brazil Selection	0.99	8.08	28.08	26.67	31.59	34.48	0.12	-0.01	0.02	0.02	71.13	2008-05-30—2025-01-03
MSCI Brazil	1.00	0.00	21.06	22.31	29.05	33.38	-0.02	0.06	0.08	-0.02	81.81	2008-05-19—2016-01-21

¹ Last 12 months ² Based on monthly price returns data ³ Based on NY FED Overnight SOFR from Sep 1 2021 & on ICE LIBOR 1M prior that date

The MSCI Selection Indexes are products of MSCI Inc. that utilize information such as company ratings and research produced and provided by MSCI ESG Research LLC (MSCI ESG Research), a subsidiary of MSCI Inc.

The MSCI ESG Leaders Indexes were renamed the MSCI Selection Indexes as of Feb 3, 2025.

The MSCI Brazil Selection Index was launched on Jul 12, 2013. Data prior to the launch date is back-tested test (i.e. calculations of how the index might have performed over that time period had the index existed). There are frequently material differences between back-tested performance and actual results. Past performance -- whether actual or back-tested -- is no indication or guarantee of future performance.

INDEX CHARACTERISTICS

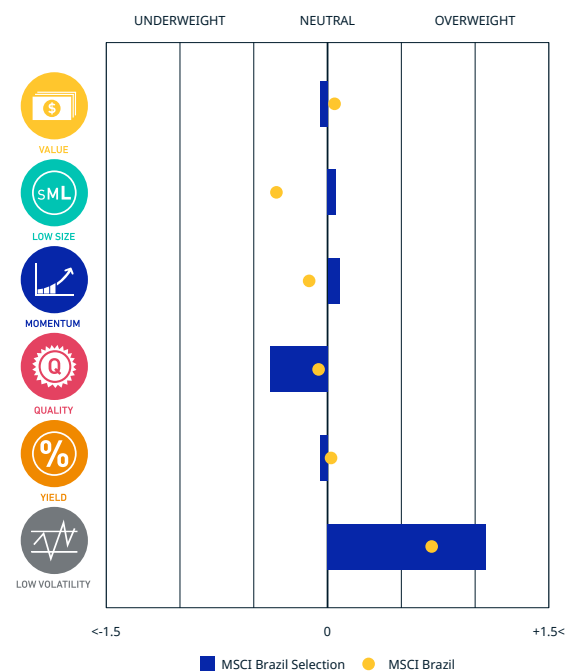
	MSCI Brazil Selection	MSCI Brazil
Number of Constituents	21	44
	Weight (%)	
Largest	26.99	11.31
Smallest	1.27	0.42
Average	4.76	2.27
Median	2.67	1.26

TOP 10 CONSTITUENTS

	Index Wt. (%)	Parent Index Wt. (%)	Sector
ITAU UNIBANCO PN	26.99	9.28	Financials
BANCO BRADESCO PN	12.20	4.20	Financials
B3	10.52	3.62	Financials
EQUATORIAL ON	5.87	2.02	Utilities
LOCALIZA RENT A CAR ON	5.11	1.76	Industrials
PRIO ON	4.95	1.70	Energy
REDE DOR SAO LUIZ	3.89	1.34	Health Care
RUMO ON	3.30	1.13	Industrials
TOTVS ON	3.12	1.07	Info Tech
GERDAU PN	2.92	1.01	Materials
Total	78.86	27.13	

FACTORS - KEY EXPOSURES THAT DRIVE RISK AND RETURN

MSCI FACTOR BOX



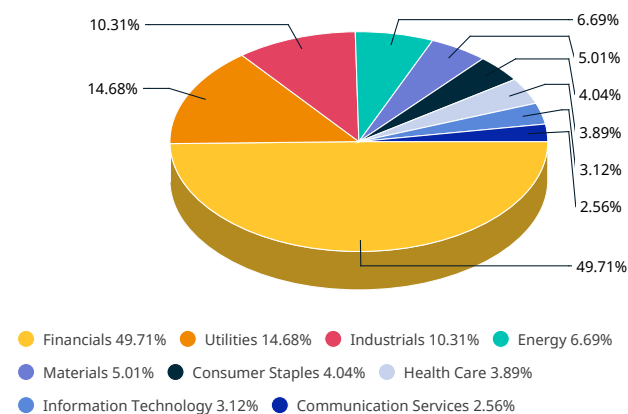
MSCI FaCS

- VALUE**
Relatively Inexpensive Stocks
- LOW SIZE**
Smaller Companies
- MOMENTUM**
Rising Stocks
- QUALITY**
Sound Balance Sheet Stocks
- YIELD**
Cash Flow Paid Out
- LOW VOLATILITY**
Lower Risk Stocks

MSCI FaCS provides absolute factor exposures relative to a broad global index - MSCI ACWI IMI.

Neutral factor exposure (FaCS = 0) represents MSCI ACWI IMI.

SECTOR WEIGHTS



MSCI FACTOR BOX AND FaCS FRAMEWORK (Please refer to complete description of the MSCI FaCS methodology [here](#))

MSCI FaCS is a standard method for evaluating and reporting the Factor characteristics of equity portfolios. MSCI FaCS consists of Factor Groups (e.g. Value, Size, Momentum, Quality, Yield, and Volatility) that have been extensively documented in academic literature and validated by MSCI Research as key drivers of risk and return in equity portfolios. These Factor Groups are constructed by aggregating 16 factors (e.g. Book-to-Price, Earnings/Dividend Yields, LT Reversal, Leverage, Earnings Variability/Quality, Beta) from the latest Barra global equity factor risk model, GEMLT, designed to make fund comparisons transparent and intuitive for use. The MSCI Factor Box, which is powered by MSCI FaCS, provides a visualization designed to easily compare absolute exposures of funds/indexes and their benchmarks along 6 Factor Groups that have historically demonstrated excess market returns over the long run.

ABOUT MSCI

MSCI is a leading provider of critical decision support tools and services for the global investment community. With over 50 years of expertise in research, data and technology, we power better investment decisions by enabling clients to understand and analyze key drivers of risk and return and confidently build more effective portfolios. We create industry-leading research-enhanced solutions that clients use to gain insight into and improve transparency across the investment process. To learn more, please visit www.msci.com.

The information contained herein (the "Information") may not be reproduced or disseminated in whole or in part without prior written permission from MSCI. The Information may not be used to verify or correct other data, to create any derivative works, to create indexes, risk models, or analytics, or in connection with issuing, offering, sponsoring, managing or marketing any securities, portfolios, financial products or other investment vehicles. Historical data and analysis should not be taken as an indication or guarantee of any future performance, analysis, forecast or prediction. None of the Information or MSCI index or other product or service constitutes an offer to buy or sell, or a promotion or recommendation of, any security, financial instrument or product or trading strategy. Further, none of the Information or any MSCI index is intended to constitute investment advice or a recommendation to make (or refrain from making) any kind of investment decision and may not be relied on as such. MSCI ESG and climate ratings, research and data are produced by MSCI ESG Research LLC, a subsidiary of MSCI Inc. MSCI ESG Indexes, Analytics and Real Estate are products of MSCI Inc. that utilize information from MSCI ESG Research LLC. MSCI Indexes are administered by MSCI Limited (UK) and MSCI Deutschland GmbH. The Information is provided "as is" and the user of the Information assumes the entire risk of any use it may make or permit to be made of the Information. NONE OF MSCI INC. OR ANY OF ITS SUBSIDIARIES OR ITS OR THEIR DIRECT OR INDIRECT SUPPLIERS OR ANY THIRD PARTY INVOLVED IN MAKING OR COMPILING THE INFORMATION (EACH, AN "INFORMATION PROVIDER") MAKES ANY WARRANTIES OR REPRESENTATIONS AND, TO THE MAXIMUM EXTENT PERMITTED BY LAW, EACH INFORMATION PROVIDER HEREBY EXPRESSLY DISCLAIMS ALL IMPLIED WARRANTIES, INCLUDING WARRANTIES OF MERCHANTABILITY AND FITNESS FOR A PARTICULAR PURPOSE. WITHOUT LIMITING ANY OF THE FOREGOING AND TO THE MAXIMUM EXTENT PERMITTED BY LAW, IN NO EVENT SHALL ANY OF THE INFORMATION PROVIDERS HAVE ANY LIABILITY REGARDING ANY OF THE INFORMATION FOR ANY DIRECT, INDIRECT, SPECIAL, PUNITIVE, CONSEQUENTIAL (INCLUDING LOST PROFITS) OR ANY OTHER DAMAGES EVEN IF NOTIFIED OF THE POSSIBILITY OF SUCH DAMAGES. The foregoing shall not exclude or limit any liability that may not be applicable by law be excluded or limited. Privacy notice: For information about how MSCI collects and uses personal data, please refer to our Privacy Notice at www.msci.com/legal/privacy-notice

© 2025 MSCI Inc. All rights reserved.