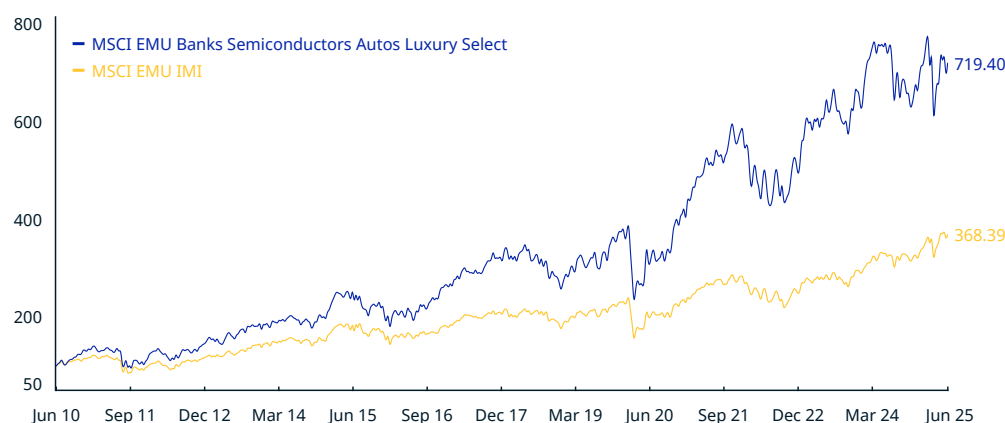


# MSCI EMU Banks Semiconductors Autos Luxury Select Index (EUR)

The MSCI EMU Banks Semiconductors Autos Luxury Select Index aims to reflect the performance of securities belonging to the GICS codes outlined under section 2 according to the Global Industry Classification Standard (GICS®)<sup>1</sup> in the MSCI EMU IMI (the "parent Index"). The top 5 constituents in terms of free float adjusted market capitalization of each of the GICS codes are selected. Each of the GICS codes are combined in a pre-determined weight proportion while maintaining a 10% issuer cap in the index.

For a complete description of the index methodology, please see [Index methodology - MSCI](#).

## CUMULATIVE INDEX PERFORMANCE – GROSS RETURNS (EUR) (JUN 2010 – JUN 2025)



## ANNUAL PERFORMANCE (%)

Year	MSCI EMU Banks Semiconductors Autos Luxury Select	MSCI EMU IMI
2024	2.09	9.57
2023	32.97	19.21
2022	-13.35	-12.26
2021	41.38	23.05
2020	8.44	0.16
2019	40.75	26.78
2018	-16.45	-12.57
2017	21.98	14.59
2016	17.02	5.08
2015	10.03	11.97
2014	8.13	5.00
2013	28.37	25.39
2012	33.54	21.02
2011	-14.97	-14.96

## INDEX PERFORMANCE – GROSS RETURNS (%) (JUN 30, 2025)

	1 Mo	3 Mo	1 Yr	YTD	ANNUALIZED			
					3 Yr	5 Yr	10 Yr	Since May 30, 2003
MSCI EMU Banks Semiconductors Autos Luxury Select	-0.58	5.29	-2.19	7.31	18.34	17.87	11.70	12.08
MSCI EMU IMI	-0.53	5.97	15.20	13.98	16.87	12.87	7.75	8.19

## FUNDAMENTALS (JUN 30, 2025)

Div Yld (%)	P/E	P/E Fwd	P/BV
3.18	11.40	12.40	1.35
3.05	16.56	14.03	1.84

## INDEX RISK AND RETURN CHARACTERISTICS (JUN 30, 2025)

	Turnover (%) <sup>1</sup>	ANNUALIZED STD DEV (%) <sup>2</sup>			SHARPE RATIO <sup>2,3</sup>			Since May 30, 2003	MAXIMUM DRAWDOWN	
		3 Yr	5 Yr	10 Yr	3 Yr	5 Yr	10 Yr		(%)	Period YYYY-MM-DD
MSCI EMU Banks Semiconductors Autos Luxury Select	17.06	22.02	22.83	22.29	0.75	0.77	0.59	0.57	64.08	2007-10-31–2009-03-09
MSCI EMU IMI	2.74	14.29	15.71	15.92	0.97	0.76	0.52	0.50	60.16	2007-07-16–2009-03-09

<sup>1</sup> Last 12 months

<sup>2</sup> Based on monthly gross returns data

<sup>3</sup> Based on EMMI EURIBOR 1M from Sep 1 2021 & on ICE LIBOR 1M prior that date

# MSCI EMU Banks Semiconductors Autos Luxury Select Index (EUR)

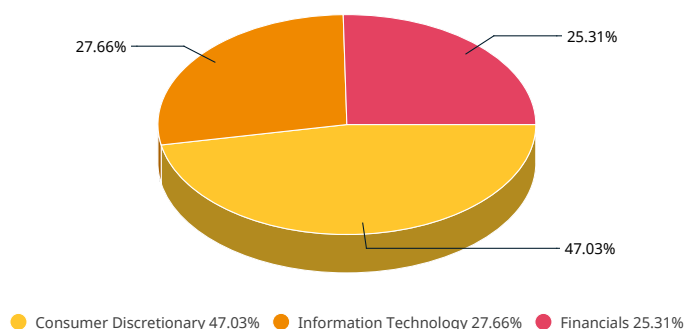
## INDEX CHARACTERISTICS

MSCI EMU Banks Semiconductors Autos Luxury Select	
Number of Constituents	20
Mkt Cap (EUR Millions)	
Index	1,176,717.42
Largest	124,514.17
Smallest	14,134.17
Average	58,835.87
Median	53,789.40

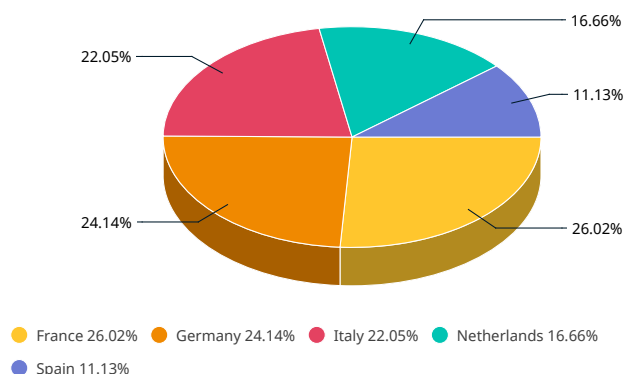
## TOP 10 CONSTITUENTS

	Country	Float Adj Mkt Cap (EUR Billions)	Index Wt. (%)	Sector
ASML HLDG	NL	124.51	10.58	Info Tech
LVMH MOET HENNESSY	FR	106.80	9.08	Cons Discr
FERRARI (IT)	IT	101.38	8.62	Cons Discr
INFINEON TECHNOLOGIES	DE	94.34	8.02	Info Tech
HERMES INTERNATIONAL	FR	91.05	7.74	Cons Discr
BANCO SANTANDER	ES	76.74	6.52	Financials
MERCEDES BENZ GROUP	DE	69.36	5.89	Cons Discr
UNICREDIT	IT	57.50	4.89	Financials
BNP PARIBAS	FR	55.98	4.76	Financials
BBVA	ES	54.23	4.61	Financials
Total		831.88	70.70	

## SECTOR WEIGHTS



## COUNTRY WEIGHTS



<sup>1</sup> GICS®, the global industry classification standard jointly developed by MSCI and S&P Global. For more information visit <https://www.msci.com/our-solutions/indexes/gics>

## ABOUT MSCI

MSCI is a leading provider of critical decision support tools and services for the global investment community. With over 50 years of expertise in research, data and technology, we power better investment decisions by enabling clients to understand and analyze key drivers of risk and return and confidently build more effective portfolios. We create industry-leading research-enhanced solutions that clients use to gain insight into and improve transparency across the investment process. To learn more, please visit [www.msci.com](https://www.msci.com).

The information contained herein (the "Information") may not be reproduced or disseminated in whole or in part without prior written permission from MSCI. The Information may not be used to verify or correct other data, to create any derivative works, to create indexes, risk models, or analytics, or in connection with issuing, offering, sponsoring, managing or marketing any securities, portfolios, financial products or other investment vehicles. Historical data and analysis should not be taken as an indication or guarantee of any future performance, analysis, forecast or prediction. None of the Information or MSCI index or other product or service constitutes an offer to buy or sell, or a promotion or recommendation of, any security, financial instrument or product or trading strategy. Further, none of the Information or any MSCI index is intended to constitute investment advice or a recommendation to make (or refrain from making) any kind of investment decision and may not be relied on as such. MSCI ESG and climate ratings, research and data are produced by MSCI ESG Research LLC, a subsidiary of MSCI Inc. MSCI ESG Indexes, Analytics and Real Estate are products of MSCI Inc. that utilize information from MSCI ESG Research LLC. MSCI Indexes are administered by MSCI Limited (UK) and MSCI Deutschland GmbH. The Information is provided "as is" and the user of the Information assumes the entire risk of any use it may make or permit to be made of the Information. NONE OF MSCI INC. OR ANY OF ITS SUBSIDIARIES OR ITS OR THEIR DIRECT OR INDIRECT SUPPLIERS OR ANY THIRD PARTY INVOLVED IN MAKING OR COMPILING THE INFORMATION (EACH, AN "INFORMATION PROVIDER") MAKES ANY WARRANTIES OR REPRESENTATIONS AND, TO THE MAXIMUM EXTENT PERMITTED BY LAW, EACH INFORMATION PROVIDER HEREBY EXPRESSLY DISCLAIMS ALL IMPLIED WARRANTIES, INCLUDING WARRANTIES OF MERCHANTABILITY AND FITNESS FOR A PARTICULAR PURPOSE. WITHOUT LIMITING ANY OF THE FOREGOING AND TO THE MAXIMUM EXTENT PERMITTED BY LAW, IN NO EVENT SHALL ANY OF THE INFORMATION PROVIDERS HAVE ANY LIABILITY REGARDING ANY OF THE INFORMATION FOR ANY DIRECT, INDIRECT, SPECIAL, PUNITIVE, CONSEQUENTIAL (INCLUDING LOST PROFITS) OR ANY OTHER DAMAGES EVEN IF NOTIFIED OF THE POSSIBILITY OF SUCH DAMAGES. The foregoing shall not exclude or limit any liability that may not be by applicable law be excluded or limited. Privacy notice: For information about how MSCI collects and uses personal data, please refer to our Privacy Notice at [www.msci.com/legal/privacy-notice](https://www.msci.com/legal/privacy-notice)

© 2025 MSCI Inc. All rights reserved.

