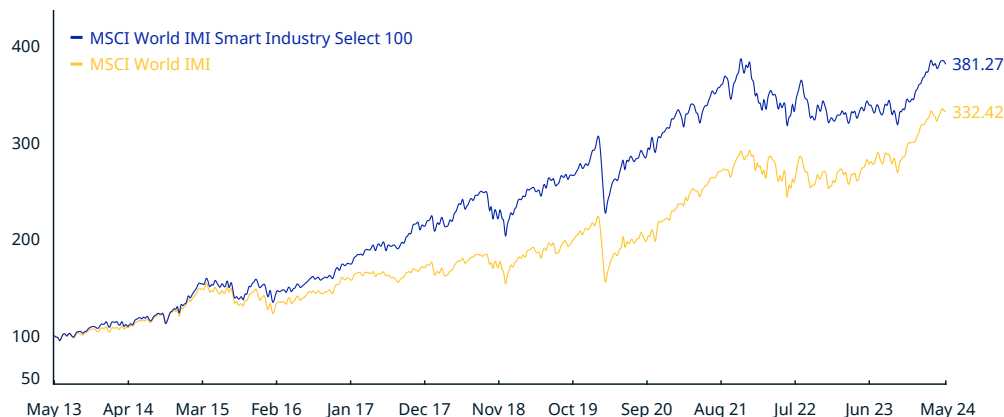


MSCI World IMI Smart Industry Select 100 Index (EUR)

The MSCI World IMI Smart Industry Select 100 Index is based on the MSCI World IMI Index, its parent index, and includes large, mid and small-cap securities across 23 Developed Markets (DM) countries*. The index aims to represent the performance of a set of 100 companies that are associated with the smart industry theme by combining constituents from MSCI indexes that belong to the listed themes like Autonomous Technology and Industrial Innovation, Robotics, Efficient Energy, Smart Cities and Next Generation Internet Innovation in a diversified manner using optimization. For full list to constituents [please check here](#)

For a complete description of the index methodology, please see [Index methodology - MSCI](#).

CUMULATIVE INDEX PERFORMANCE – NET RETURNS (EUR) (MAY 2013 – MAY 2024)



ANNUAL PERFORMANCE (%)

Year	MSCI World IMI Smart Industry Select 100	MSCI World IMI
2023	7.58	18.72
2022	-15.97	-12.86
2021	20.22	30.23
2020	15.22	6.33
2019	29.17	29.83
2018	0.59	-4.85
2017	22.92	7.54
2016	12.06	11.43
2015	17.33	10.51
2014	17.56	19.02

INDEX PERFORMANCE – NET RETURNS (%) (MAY 31, 2024)

	1 Mo	3 Mo	1 Yr	YTD	ANNUALIZED				Since May 31, 2013	Div Yld (%)	P/E	P/E Fwd	P/BV
					3 Yr	5 Yr	10 Yr	Since May 31, 2013					
MSCI World IMI Smart Industry Select 100	0.95	2.64	15.05	10.54	5.09	9.07	12.69	12.93	2.01	18.64	16.63	2.44	
MSCI World IMI	2.90	3.40	21.98	10.77	10.08	12.85	11.39	11.53	1.87	21.84	18.12	3.05	

FUNDAMENTALS (MAY 31, 2024)

INDEX RISK AND RETURN CHARACTERISTICS (MAY 31, 2013 – MAY 31, 2024)

	Beta	Tracking Error (%)	Turnover (%) ¹	ANNUALIZED STD DEV (%) ²			SHARPE RATIO ^{2,3}			Since May 31, 2013	MAXIMUM DRAWDOWN	
				3 Yr	5 Yr	10 Yr	3 Yr	5 Yr	10 Yr		(%)	Period YYYY-MM-DD
MSCI World IMI Smart Industry Select 100	0.86	5.54	135.71	12.81	13.30	12.98	0.34	0.67	0.97	1.01	31.88	2020-02-19–2020-03-23
MSCI World IMI	1.00	0.00	2.21	14.27	15.65	13.92	0.64	0.81	0.83	0.87	34.54	2020-02-19–2020-03-23

¹ Last 12 months

² Based on monthly net returns data

³ Based on EMMI EURIBOR 1M from Sep 1 2021 & on ICE LIBOR 1M prior that date

MSCI World IMI Smart Industry Select 100 Index (EUR)

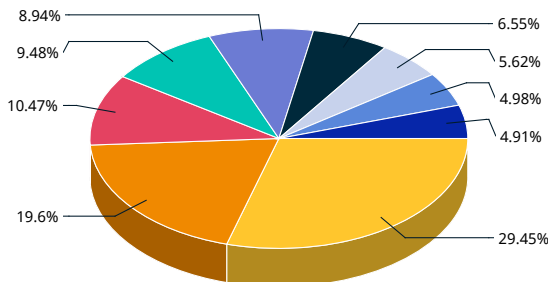
INDEX CHARACTERISTICS

	MSCI World IMI Smart Industry Select 100	MSCI World IMI
Number of Constituents	100	5,580
	Weight (%)	
Largest	2.17	4.04
Smallest	0.19	0.00
Average	1.00	0.02
Median	0.81	0.00

TOP 10 CONSTITUENTS

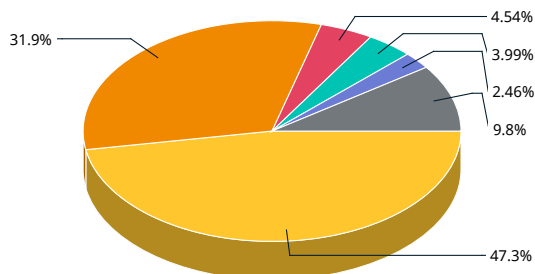
	Country	Index Wt. (%)	Parent Index Wt. (%)	Sector
BAE SYSTEMS	GB	2.17	0.07	Industrials
NRG ENERGY	US	2.15	0.03	Utilities
MITSUI MINING & SMELTING	JP	2.13	0.00	Materials
PRO MEDICUS	AU	2.12	0.01	Health Care
A2A	IT	2.09	0.00	Utilities
MITSUBISHI ELECTRIC CORP	JP	2.08	0.05	Industrials
WASTE MANAGEMENT	US	2.01	0.12	Industrials
REPUBLIC SERVICES	US	1.97	0.06	Industrials
NORTHROP GRUMMAN CORP	US	1.92	0.09	Industrials
IWATANI CORP	JP	1.86	0.00	Energy
Total		20.50	0.42	

SECTOR WEIGHTS



- Industrials 29.45%
- Information Technology 19.6%
- Financials 10.47%
- Utilities 9.48%
- Materials 8.94%
- Consumer Discretionary 6.55%
- Communication Services 5.62%
- Health Care 4.98%
- Energy 4.91%

COUNTRY WEIGHTS



- United States 47.3%
- Japan 31.9%
- Italy 4.54%
- United Kingdom 3.99%
- Australia 2.46%
- Other 9.8%

* DM countries include: Australia, Austria, Belgium, Canada, Denmark, Finland, France, Germany, Hong Kong, Ireland, Israel, Italy, Japan, Netherlands, New Zealand, Norway, Portugal, Singapore, Spain, Sweden, Switzerland, the UK and the US.

The MSCI World IMI Smart Industry Select 100 Index was launched on Apr 08, 2022. Data prior to the launch date is back-tested test (i.e. calculations of how the index might have performed over that time period had the index existed). There are frequently material differences between back-tested performance and actual results. Past performance – whether actual or back-tested – is no indication or guarantee of future performance.

ABOUT MSCI

MSCI is a leading provider of critical decision support tools and services for the global investment community. With over 45 years of expertise in research, data and technology, we power better investment decisions by enabling clients to understand and analyze key drivers of risk and return and confidently build more effective portfolios. We create industry-leading research-enhanced solutions that clients use to gain insight into and improve transparency across the investment process. To learn more, please visit www.msci.com.

The information contained herein (the "Information") may not be reproduced or disseminated in whole or in part without prior written permission from MSCI. The Information may not be used to verify or correct other data, to create indexes, risk models, or analytics, or in connection with issuing, offering, sponsoring, managing or marketing any securities, portfolios, financial products or other investment vehicles. Historical data and analysis should not be taken as an indication or guarantee of any future performance, analysis, forecast or prediction. None of the Information or MSCI index or other product or service constitutes an offer to buy or sell, or a promotion or recommendation of, any security, financial instrument or product or trading strategy. Further, none of the Information or any MSCI index is intended to constitute investment advice or a recommendation to make (or refrain from making) any kind of investment decision and may not be relied on as such. The Information is provided "as is" and the user of the Information assumes the entire risk of any use it may make or permit to be made of the Information. NONE OF MSCI INC. OR ANY OF ITS SUBSIDIARIES OR ITS OR THEIR DIRECT OR INDIRECT SUPPLIERS OR ANY THIRD PARTY INVOLVED IN THE MAKING OR COMPILING OF THE INFORMATION (EACH, AN "MSCI PARTY") MAKES ANY WARRANTIES OR REPRESENTATIONS AND, TO THE MAXIMUM EXTENT PERMITTED BY LAW, EACH MSCI PARTY HEREBY EXPRESSLY DISCLAIMS ALL IMPLIED WARRANTIES, INCLUDING WARRANTIES OF MERCHANTABILITY AND FITNESS FOR A PARTICULAR PURPOSE. WITHOUT LIMITING ANY OF THE FOREGOING AND TO THE MAXIMUM EXTENT PERMITTED BY LAW, IN NO EVENT SHALL ANY OF THE MSCI PARTIES HAVE ANY LIABILITY REGARDING ANY OF THE INFORMATION FOR ANY DIRECT, INDIRECT, SPECIAL, PUNITIVE, CONSEQUENTIAL (INCLUDING LOST PROFITS) OR ANY OTHER DAMAGES EVEN IF NOTIFIED OF THE POSSIBILITY OF SUCH DAMAGES. The foregoing shall not exclude or limit any liability that may not by applicable law be excluded or limited.

© 2024 MSCI Inc. All rights reserved.