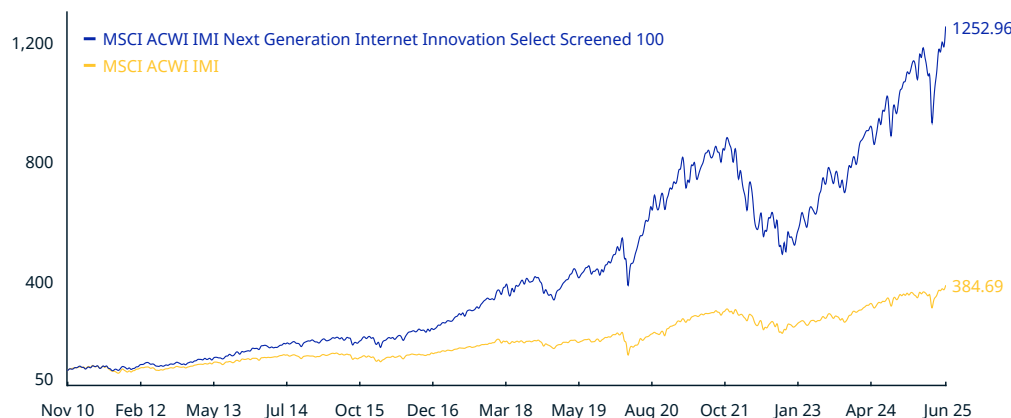


MSCI ACWI IMI Next Generation Internet Innovation Select Screened 100 Index (USD)

The MSCI ACWI IMI Next Generation Internet Innovation Select Screened 100 Index is based on the MSCI ACWI IMI Index, its parent index, and includes large, mid and small-cap securities across 23 Developed Markets (DM) and 20 Emerging Markets (EM) countries*. The Index aims to represent the performance of a set of companies that are expected to derive significant revenues, based on the underlying index methodology criteria, from the migration of technology infrastructure to the cloud, the increased use of shared technology, infrastructure and services as well as from the increased adoption of internet-based products and services, new payment methods, big data, the internet of things, and social media while excluding those involved in certain controversial businesses or with relatively low ESG Ratings.

For a complete description of the index methodology, please see [Index methodology - MSCI](#).

CUMULATIVE INDEX PERFORMANCE – NET RETURNS (USD) (NOV 2010 – JUN 2025)



ANNUAL PERFORMANCE (%)

Year	MSCI ACWI IMI Next Generation Internet Innovation Select Screened 100	MSCI ACWI IMI
2024	35.32	16.37
2023	55.53	21.58
2022	-36.88	-18.40
2021	13.78	18.22
2020	51.76	16.25
2019	43.11	26.35
2018	-0.01	-10.08
2017	43.81	23.95
2016	13.20	8.36
2015	4.18	-2.19
2014	13.40	3.84
2013	37.48	23.55
2012	20.36	16.38
2011	1.83	-7.89

INDEX PERFORMANCE – NET RETURNS (%) (JUN 30, 2025)

	1 Mo	3 Mo	1 Yr	YTD	ANNUALIZED			
					3 Yr	5 Yr	10 Yr	Since Nov 30, 2010
MSCI ACWI IMI Next Generation Internet Innovation Select Screened 100	7.15	19.58	27.66	12.64	30.90	16.82	19.98	18.92
MSCI ACWI IMI	4.53	11.62	15.89	9.82	16.80	13.39	9.69	9.67

INDEX RISK AND RETURN CHARACTERISTICS (JUN 30, 2025)

	Turnover (%) ¹	ANNUALIZED STD DEV (%) ²			SHARPE RATIO ^{2,3}			Since Nov 30, 2010	MAXIMUM DRAWDOWN	
		3 Yr	5 Yr	10 Yr	3 Yr	5 Yr	10 Yr		(%)	Period YYYY-MM-DD
MSCI ACWI IMI Next Generation Internet Innovation Select Screened 100	17.69	21.44	21.70	20.03	1.16	0.70	0.92	0.97	44.56	2021-11-16–2022-10-14
MSCI ACWI IMI	2.24	14.93	15.51	15.13	0.82	0.71	0.56	0.61	34.52	2020-02-12–2020-03-23

¹ Last 12 months

² Based on monthly net returns data

³ Based on NY FED Overnight SOFR from Sep 1 2021 & on ICE LIBOR 1M prior that date

MSCI ACWI IMI Next Generation Internet Innovation Select Screened 100 Index (USD)

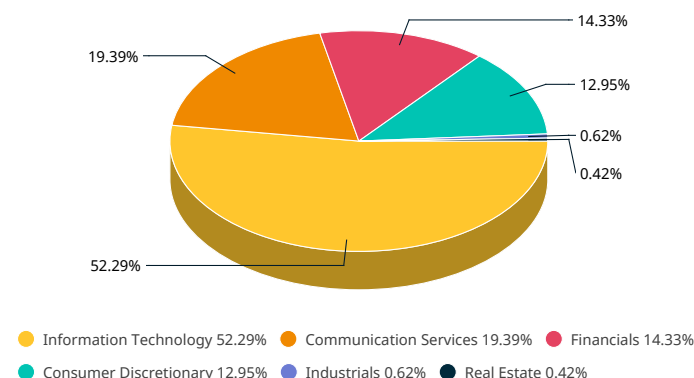
INDEX CHARACTERISTICS

MSCI ACWI IMI Next Generation Internet Innovation Select Screened 100	
Number of Constituents	100
Mkt Cap (USD Millions)	
Index	27,635,558.98
Largest	1,385,775.78
Smallest	4,076.50
Average	276,355.59
Median	108,424.17

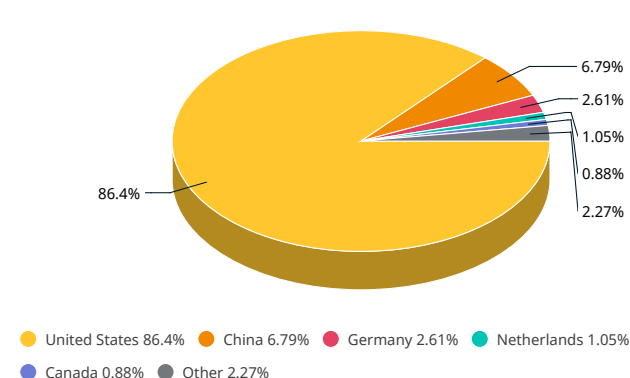
TOP 10 CONSTITUENTS

	Country	Float Adj Mkt Cap (USD Billions)	Index Wt. (%)	Sector
BROADCOM	US	1,385.78	5.01	Info Tech
NVIDIA	US	1,369.36	4.96	Info Tech
META PLATFORMS A	US	1,349.35	4.88	Comm Svcs
NETFLIX	US	1,308.47	4.73	Comm Svcs
MICROSOFT CORP	US	1,264.48	4.58	Info Tech
AMAZON.COM	US	1,252.16	4.53	Cons Discr
APPLE	US	1,155.21	4.18	Info Tech
VISA A	US	1,127.29	4.08	Financials
MASTERCARD A	US	1,126.30	4.08	Financials
TENCENT HOLDINGS LI (CN)	CN	1,070.12	3.87	Comm Svcs
Total		12,408.53	44.90	

SECTOR WEIGHTS



COUNTRY WEIGHTS



*DM countries include: Australia, Austria, Belgium, Canada, Denmark, Finland, France, Germany, Hong Kong, Ireland, Israel, Italy, Japan, Netherlands, New Zealand, Norway, Portugal, Singapore, Spain, Sweden, Switzerland, the UK and the US. EM countries include: Brazil, Chile, China, Colombia, Czech Republic, Greece, Hungary, Indonesia, Korea, Malaysia, Mexico, Peru, Philippines, Poland, Qatar, South Africa, Taiwan, Thailand, Turkey and United Arab Emirates.

The MSCI ESG Screened Indexes were renamed the MSCI Screened Indexes as of Feb 3, 2025.

The MSCI ACWI IMI Next Generation Internet Innovation Select Screened 100 Index was launched on Sep 16, 2021. Data prior to the launch date is back-tested test (i.e. calculations of how the index might have performed over that time period had the index existed). There are frequently material differences between back-tested performance and actual results. Past performance – whether actual or back-tested – is no indication or guarantee of future performance.

ABOUT MSCI

MSCI is a leading provider of critical decision support tools and services for the global investment community. With over 50 years of expertise in research, data and technology, we power better investment decisions by enabling clients to understand and analyze key drivers of risk and return and confidently build more effective portfolios. We create industry-leading research-enhanced solutions that clients use to gain insight into and improve transparency across the investment process. To learn more, please visit www.msci.com.

The information contained herein (the "Information") may not be reproduced or disseminated in whole or in part without prior written permission from MSCI. The Information may not be used to verify or correct other data, to create any derivative works, to create indexes, risk models, or analytics, or in connection with issuing, offering, sponsoring, managing or marketing any securities, portfolios, financial products or other investment vehicles. Historical data and analysis should not be taken as an indication or guarantee of any future performance, analysis, forecast or prediction. None of the Information or MSCI index or other product or service constitutes an offer to buy or sell, or a promotion or recommendation of, any security, financial instrument or product or trading strategy. Further, none of the Information or any MSCI index is intended to constitute investment advice or a recommendation to make (or refrain from making) any kind of investment decision and may not be relied on as such. MSCI ESG and climate ratings, research and data are produced by MSCI ESG Research LLC, a subsidiary of MSCI Inc. MSCI ESG Indexes, Analytics and Real Estate are products of MSCI Inc. that utilize information from MSCI ESG Research LLC. MSCI Indexes are administered by MSCI Limited (UK) and MSCI Deutschland GmbH. The Information is provided "as is" and the user of the Information assumes the entire risk of any use it may make or permit to be made of the Information. NONE OF MSCI INC. OR ANY OF ITS SUBSIDIARIES OR ITS OR THEIR DIRECT OR INDIRECT SUPPLIERS OR ANY THIRD PARTY INVOLVED IN MAKING OR COMPILING THE INFORMATION (EACH, AN "INFORMATION PROVIDER") MAKES ANY WARRANTIES OR REPRESENTATIONS AND, TO THE MAXIMUM EXTENT PERMITTED BY LAW, EACH INFORMATION PROVIDER HEREBY EXPRESSLY DISCLAIMS ALL IMPLIED WARRANTIES, INCLUDING WARRANTIES OF MERCHANTABILITY AND FITNESS FOR A PARTICULAR PURPOSE. WITHOUT LIMITING ANY OF THE FOREGOING AND TO THE MAXIMUM EXTENT PERMITTED BY LAW, IN NO EVENT SHALL ANY OF THE INFORMATION PROVIDERS HAVE ANY LIABILITY REGARDING ANY OF THE INFORMATION FOR ANY DIRECT, INDIRECT, SPECIAL, PUNITIVE, CONSEQUENTIAL (INCLUDING LOST PROFITS) OR ANY OTHER DAMAGES EVEN IF NOTIFIED OF THE POSSIBILITY OF SUCH DAMAGES. The foregoing shall not exclude or limit any liability that may not be by applicable law be excluded or limited. Privacy notice: For information about how MSCI collects and uses personal data, please refer to our Privacy Notice at www.msci.com/legal/privacy-notice

© 2025 MSCI Inc. All rights reserved.