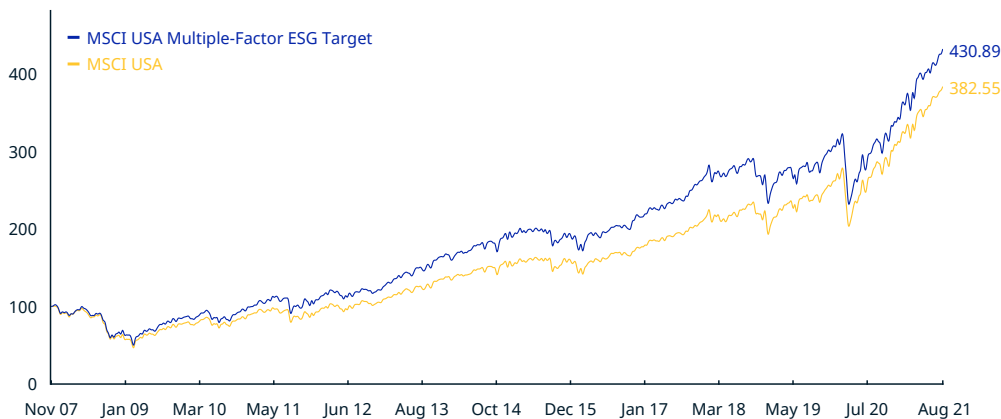


MSCI USA Multiple-Factor ESG Target Index (USD)

The MSCI USA Multiple-Factor ESG Target Index is based on MSCI USA Index, its parent index, which includes large and mid-cap stocks in the U.S. equity market. The index is designed to represent the performance of a strategy that seeks systematic integration of environmental, social and governance (ESG) norms in factor investing, by seeking higher exposure to combination of style factors along with the improvement in the ESG profile of the index.

CUMULATIVE INDEX PERFORMANCE – NET RETURNS (USD) (NOV 2007 – AUG 2021)



ANNUAL PERFORMANCE (%)

Year	MSCI USA Multiple-Factor ESG Target	MSCI USA
2020	12.93	20.73
2019	27.32	30.88
2018	-9.05	-5.04
2017	23.70	21.19
2016	13.16	10.89
2015	-1.88	0.69
2014	14.89	12.69
2013	38.63	31.79
2012	13.65	15.33
2011	7.25	1.36
2010	15.75	14.77
2009	27.96	26.25
2008	-33.44	-37.57

INDEX PERFORMANCE – NET RETURNS (%) (AUG 31, 2021)

	1 Mo	3 Mo	1 Yr	YTD	ANNUALIZED				Since Nov 30, 2007
					3 Yr	5 Yr	10 Yr	Since Nov 30, 2007	
MSCI USA Multiple-Factor ESG Target	3.50	7.41	35.21	24.11	14.10	16.23	15.60	11.20	
MSCI USA	2.91	8.21	31.30	20.72	18.19	17.82	15.82	10.24	

FUNDAMENTALS (AUG 31, 2021)

Div Yld (%)	P/E	P/E Fwd	P/BV
1.31	19.68	17.29	4.04
1.29	26.38	22.10	4.92

INDEX RISK AND RETURN CHARACTERISTICS (NOV 30, 2007 – AUG 31, 2021)

	Beta	Tracking Error (%)	Turnover (%) ¹	ANNUALIZED STD DEV (%) ²			SHARPE RATIO ^{2,3}			Since Nov 30, 2007	MAXIMUM DRAWDOWN	
				3 Yr	5 Yr	10 Yr	3 Yr	5 Yr	10 Yr		(%)	Period YYYY-MM-DD
MSCI USA Multiple-Factor ESG Target	1.00	3.18	40.43	19.25	15.49	13.82	0.72	0.97	1.07	0.69	51.27	2007-12-10–2009-03-09
MSCI USA	1.00	0.00	2.55	18.84	15.22	13.58	0.92	1.08	1.10	0.65	54.09	2007-12-10–2009-03-09

¹ Last 12 months

² Based on monthly net returns data

³ Based on ICE LIBOR 1M

The MSCI USA Multiple-Factor ESG Target Index was launched on Sep 28, 2017. Data prior to the launch date is back-tested data (i.e. calculations of how the index might have performed over that time period had the index existed). There are frequently material differences between back-tested performance and actual results. Past performance – whether actual or back-tested – is no indication or guarantee of future performance.

INDEX CHARACTERISTICS

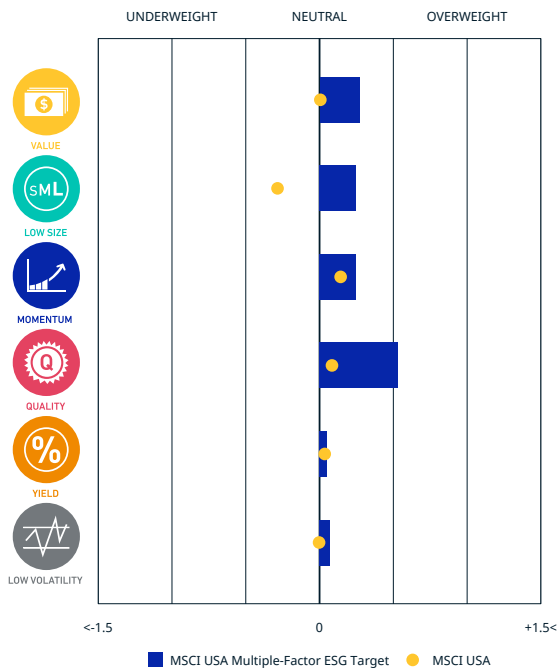
	MSCI USA Multiple-Factor ESG Target	MSCI USA
Number of Constituents	183	623
Weight (%)		
Largest	6.08	6.22
Smallest	0.00	0.01
Average	0.55	0.16
Median	0.35	0.06

TOP 10 CONSTITUENTS

	Index Wt. (%)	Parent Index Wt. (%)	Sector
MICROSOFT CORP	6.08	5.28	Info Tech
APPLE	5.44	6.22	Info Tech
ALPHABET C	4.33	2.09	Comm Svcs
CISCO SYSTEMS	2.14	0.61	Info Tech
INTEL CORP	1.99	0.54	Info Tech
AMAZON.COM	1.98	3.63	Cons Discr
APPLIED MATERIALS	1.49	0.30	Info Tech
TEXAS INSTRUMENTS	1.45	0.43	Info Tech
TARGET CORP	1.44	0.30	Cons Discr
JOHNSON CONTROLS (NEW)	1.34	0.13	Industrials
Total	27.68	19.54	

FACTORS - KEY EXPOSURES THAT DRIVE RISK AND RETURN

MSCI FACTOR BOX



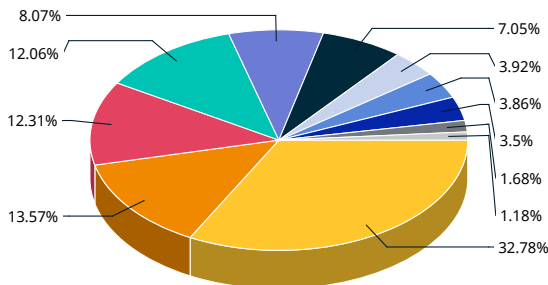
MSCI FaCS

- VALUE**
Relatively Inexpensive Stocks
- LOW SIZE**
Smaller Companies
- MOMENTUM**
Rising Stocks
- QUALITY**
Sound Balance Sheet Stocks
- YIELD**
Cash Flow Paid Out
- LOW VOLATILITY**
Lower Risk Stocks

MSCI FaCS provides absolute factor exposures relative to a broad global index - MSCI ACWI IMI.

Neutral factor exposure (FaCS = 0) represents MSCI ACWI IMI.

SECTOR WEIGHTS



- Information Technology 32.78%
- Consumer Discretionary 13.57%
- Industrials 12.31%
- Health Care 12.06%
- Communication Services 8.07%
- Financials 7.05%
- Utilities 3.92%
- Materials 3.86%
- Consumer Staples 3.5%
- Real Estate 1.68%
- Energy 1.18%

INDEX METHODOLOGY

The MSCI USA Multiple-Factor ESG Target Index is optimization-based indexes that aim to maximize their exposure to multiple style factors while improving the ESG profile for the index relative to that of the underlying parent index (MSCI USA). They are constructed using individual stock exposures to the target factors along with specific ESG score criteria. The MSCI USA Multiple-Factor ESG Target Index is constructed based on an optimization process from the underlying Parent Index (MSCI USA) using a Barra Equity Model to maximize the index-level exposure to the targeted style factors while controlling tracking error relative to the Parent Index (MSCI USA).

The style factors targeted in the MSCI USA Multiple-Factor ESG Target Index are the four factor families: Value, Quality, Momentum and Low Size. These factor families are described using individual factor scores from MSCI Barra Global Equity Model for Long-Term Investors ("GEMTLT") model. The eligible universe is the universe of all the securities in the Parent Index that are not involved in very severe ESG controversies ("Red flags") or in controversial weapons. The MSCI USA Multiple-Factor ESG Target Index is rebalanced on a semi-annual basis, usually as of the close of the last business day of May and November, coinciding with the May and November Semi-Annual Index Reviews (SAIRs) of the MSCI Global Investable Market Indexes.

FACTOR BOX AND FaCS METHODOLOGY

MSCI FaCS is a standard method ([MSCI FaCS Methodology](#)) for evaluating and reporting the Factor characteristics of equity portfolios. MSCI FaCS consists of Factor Groups (e.g. Value, Size, Momentum, Quality, Yield, and Volatility) that have been extensively documented in academic literature and validated by MSCI Research as key drivers of risk and return in equity portfolios. These Factor Groups are constructed by aggregating 16 factors (e.g. Book-to-Price, Earnings/Dividend Yields, LT Reversal, Leverage, Earnings Variability/Quality, Beta) from the latest Barra global equity factor risk model, GEMTLT, designed to make fund comparisons transparent and intuitive for use. The MSCI Factor Box, which is powered by MSCI FaCS, provides a visualization designed to easily compare absolute exposures of funds/indexes and their benchmarks along 6 Factor Groups that have historically demonstrated excess market returns over the long run.

ABOUT MSCI

MSCI is a leading provider of critical decision support tools and services for the global investment community. With over 45 years of expertise in research, data and technology, we power better investment decisions by enabling clients to understand and analyze key drivers of risk and return and confidently build more effective portfolios. We create industry-leading research-enhanced solutions that clients use to gain insight into and improve transparency across the investment process. To learn more, please visit www.msci.com.

The information contained herein (the "Information") may not be reproduced or disseminated in whole or in part without prior written permission from MSCI. The Information may not be used to verify or correct other data, to create indexes, risk models, or analytics, or in connection with issuing, offering, sponsoring, managing or marketing any securities, portfolios, financial products or other investment vehicles. Historical data and analysis should not be taken as an indication or guarantee of any future performance, analysis, forecast or prediction. None of the Information or MSCI index or other product or service constitutes an offer to buy or sell, or a promotion or recommendation of, any security, financial instrument or product or trading strategy. Further, none of the Information or any MSCI index is intended to constitute investment advice or a recommendation to make (or refrain from making) any kind of investment decision and may not be relied on as such. The Information is provided "as is" and the user of the Information assumes the entire risk of any use it may make or permit to be made of the Information. NONE OF MSCI INC. OR ANY OF ITS SUBSIDIARIES OR ITS OR THEIR DIRECT OR INDIRECT SUPPLIERS OR ANY THIRD PARTY INVOLVED IN THE MAKING OR COMPILING OF THE INFORMATION (EACH, AN "MSCI PARTY") MAKES ANY WARRANTIES OR REPRESENTATIONS AND, TO THE MAXIMUM EXTENT PERMITTED BY LAW, EACH MSCI PARTY HEREBY EXPRESSLY DISCLAIMS ALL IMPLIED WARRANTIES, INCLUDING WARRANTIES OF MERCHANTABILITY AND FITNESS FOR A PARTICULAR PURPOSE. WITHOUT LIMITING ANY OF THE FOREGOING AND TO THE MAXIMUM EXTENT PERMITTED BY LAW, IN NO EVENT SHALL ANY OF THE MSCI PARTIES HAVE ANY LIABILITY REGARDING ANY OF THE INFORMATION FOR ANY DIRECT, INDIRECT, SPECIAL, PUNITIVE, CONSEQUENTIAL (INCLUDING LOST PROFITS) OR ANY OTHER DAMAGES EVEN IF NOTIFIED OF THE POSSIBILITY OF SUCH DAMAGES. The foregoing shall not exclude or limit any liability that may not by applicable law be excluded or limited.

© 2021 MSCI Inc. All rights reserved.