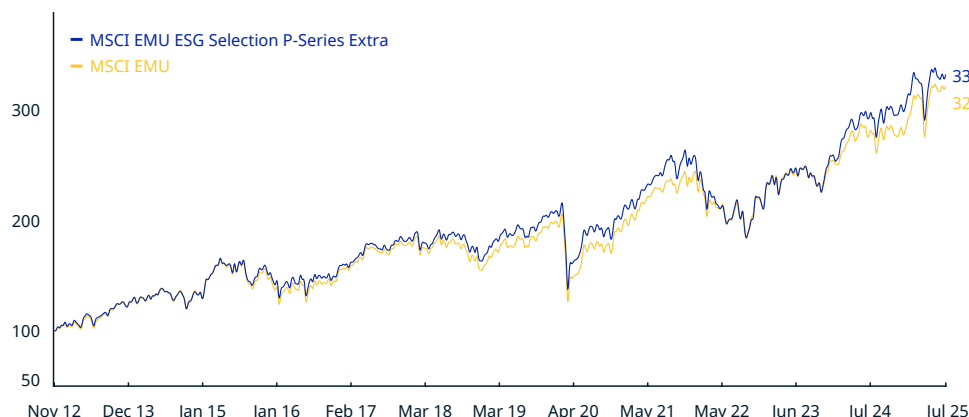


MSCI EMU ESG Selection P-Series Extra Index (EUR)

The MSCI EMU ESG Selection P-Series Extra Index is based on the parent index, MSCI EMU Index which covers large and mid-cap stocks across 10 developed markets (DM) countries* in the EMU. The index is designed to represent the performance of companies that have a robust ESG profile as well as a positive trend in improving that profile. The Index aims to target sector weights that reflect the relative sector weights of the underlying index to limit the systematic risk introduced by the ESG selection process. Overall the Index targets coverage of 50% of the underlying MSCI EMU Index.

For a complete description of the index methodology, please see [Index methodology - MSCI](#).

CUMULATIVE INDEX PERFORMANCE – GROSS RETURNS (EUR) (NOV 2012 – JUL 2025)



ANNUAL PERFORMANCE (%)

Year	MSCI EMU ESG Selection P-Series Extra	MSCI EMU
2024	16.26	10.34
2023	22.53	19.66
2022	-17.95	-11.78
2021	24.00	22.95
2020	0.69	-0.46
2019	25.85	26.51
2018	-9.51	-12.01
2017	13.34	13.30
2016	4.76	5.25
2015	14.17	10.55
2014	4.70	5.08
2013	23.64	24.42

INDEX PERFORMANCE – GROSS RETURNS (%) (JUL 31, 2025)

	1 Mo	3 Mo	1 Yr	YTD	ANNUALIZED				Since Nov 30, 2012
					3 Yr	5 Yr	10 Yr		
MSCI EMU ESG Selection P-Series Extra	0.37	4.39	12.85	10.29	15.77	12.19	7.54	9.92	
MSCI EMU	1.01	6.25	15.57	14.67	14.99	13.49	7.28	9.64	

FUNDAMENTALS (JUL 31, 2025)

Div Yld (%)	P/E	P/E Fwd	P/BV
2.64	20.05	16.69	2.65
3.02	16.66	14.22	1.92

INDEX RISK AND RETURN CHARACTERISTICS (NOV 30, 2012 – JUL 31, 2025)

	Beta	Tracking Error (%)	Turnover (%) ¹	ANNUALIZED STD DEV (%) ²			SHARPE RATIO ^{2, 3}				MAXIMUM DRAWDOWN	
				3 Yr	5 Yr	10 Yr	3 Yr	5 Yr	10 Yr	Since Nov 30, 2012	(%)	Period YYYY-MM-DD
MSCI EMU ESG Selection P-Series Extra	0.96	2.80	12.68	14.62	16.20	15.46	0.89	0.70	0.51	0.69	35.76	2020-02-19—2020-03-18
MSCI EMU	1.00	0.00	3.00	13.90	15.67	15.86	0.88	0.79	0.49	0.66	38.06	2020-02-19—2020-03-18

¹ Last 12 months

² Based on monthly gross returns data

³ Based on EMMI EURIBOR 1M from Sep 1 2021 & on ICE LIBOR 1M prior that date

MSCI EMU ESG Selection P-Series Extra Index (EUR)

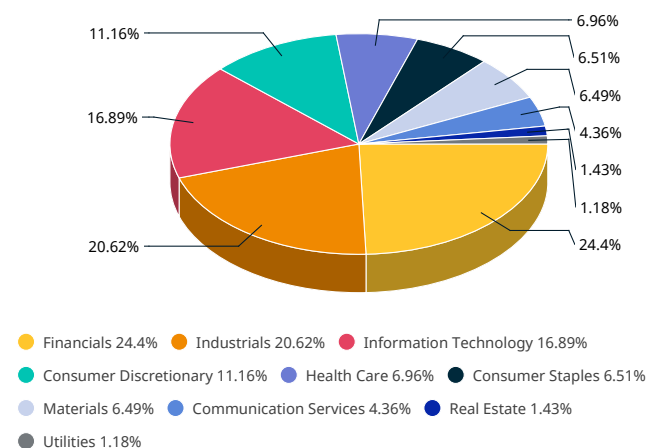
INDEX CHARACTERISTICS

	MSCI EMU ESG Selection P- Series Extra	MSCI EMU
Number of Constituents	113	219
	Weight (%)	
Largest	8.79	4.55
Smallest	0.07	0.03
Average	0.88	0.46
Median	0.37	0.21

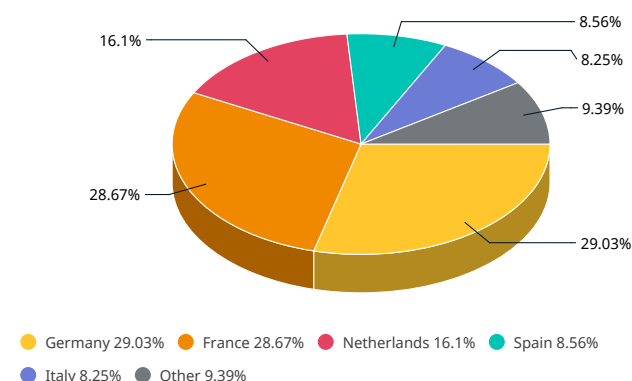
TOP 10 CONSTITUENTS

	Country	Index Wt. (%)	Parent Index Wt. (%)	Sector
SAP	DE	8.79	4.55	Info Tech
ASML HLDG	NL	8.10	4.19	Info Tech
SIEMENS	DE	5.73	2.97	Industrials
ALLIANZ	DE	4.50	2.33	Financials
SCHNEIDER ELECTRIC	FR	4.19	2.17	Industrials
AIR LIQUIDE	FR	3.32	1.74	Materials
L'OREAL	FR	3.11	1.63	Cons Staples
BBVA	ES	2.80	1.46	Financials
INTESA SANPAOLO	IT	2.66	1.39	Financials
ESSILORLUXOTTICA	FR	2.57	1.35	Health Care
Total		45.76	23.76	

SECTOR WEIGHTS



COUNTRY WEIGHTS



*DM countries in the EMU include: Austria, Belgium, Finland, France, Germany, Ireland, Italy, the Netherlands, Portugal and Spain.

The MSCI EMU ESG Selection P-Series Extra Index was launched on Jan 10, 2018. Data prior to the launch date is back-tested test (i.e. calculations of how the index might have performed over that time period had the index existed). There are frequently material differences between back-tested performance and actual results. Past performance – whether actual or back-tested – is no indication or guarantee of future performance.

ABOUT MSCI

MSCI is a leading provider of critical decision support tools and services for the global investment community. With over 50 years of expertise in research, data and technology, we power better investment decisions by enabling clients to understand and analyze key drivers of risk and return and confidently build more effective portfolios. We create industry-leading research-enhanced solutions that clients use to gain insight into and improve transparency across the investment process. To learn more, please visit www.msci.com.

The information contained herein (the "Information") may not be reproduced or disseminated in whole or in part without prior written permission from MSCI. The Information may not be used to verify or correct other data, to create any derivative works, to create indexes, risk models, or analytics, or in connection with issuing, offering, sponsoring, managing or marketing any securities, portfolios, financial products or other investment vehicles. Historical data and analysis should not be taken as an indication or guarantee of any future performance, analysis, forecast or prediction. None of the Information or MSCI index or other product or service constitutes an offer to buy or sell, or a promotion or recommendation of, any security, financial instrument or product or trading strategy. Further, none of the Information or any MSCI index is intended to constitute investment advice or a recommendation to make (or refrain from making) any kind of investment decision and may not be relied on as such. MSCI ESG and climate ratings, research and data are produced by MSCI ESG Research LLC, a subsidiary of MSCI Inc. MSCI ESG Indexes, Analytics and Real Estate are products of MSCI Inc. that utilize information from MSCI ESG Research LLC. MSCI Indexes are administered by MSCI Limited (UK) and MSCI Deutschland GmbH. The Information is provided "as is" and the user of the Information assumes the entire risk of any use it may make or permit to be made of the Information. NONE OF MSCI INC. OR ANY OF ITS SUBSIDIARIES OR ITS OR THEIR DIRECT OR INDIRECT SUPPLIERS OR ANY THIRD PARTY INVOLVED IN MAKING OR COMPILING THE INFORMATION (EACH, AN "INFORMATION PROVIDER") MAKES ANY WARRANTIES OR REPRESENTATIONS AND, TO THE MAXIMUM EXTENT PERMITTED BY LAW, EACH INFORMATION PROVIDER HEREBY EXPRESSLY DISCLAIMS ALL IMPLIED WARRANTIES, INCLUDING WARRANTIES OF MERCHANTABILITY AND FITNESS FOR A PARTICULAR PURPOSE. WITHOUT LIMITING ANY OF THE FOREGOING AND TO THE MAXIMUM EXTENT PERMITTED BY LAW, IN NO EVENT SHALL ANY OF THE INFORMATION PROVIDERS HAVE ANY LIABILITY REGARDING ANY OF THE INFORMATION FOR ANY DIRECT, INDIRECT, SPECIAL, PUNITIVE, CONSEQUENTIAL (INCLUDING LOST PROFITS) OR ANY OTHER DAMAGES EVEN IF NOTIFIED OF THE POSSIBILITY OF SUCH DAMAGES. The foregoing shall not exclude or limit any liability that may not be by applicable law be excluded or limited. Privacy notice: For information about how MSCI collects and uses personal data, please refer to our Privacy Notice at www.msci.com/legal/privacy-notice

© 2025 MSCI Inc. All rights reserved.