

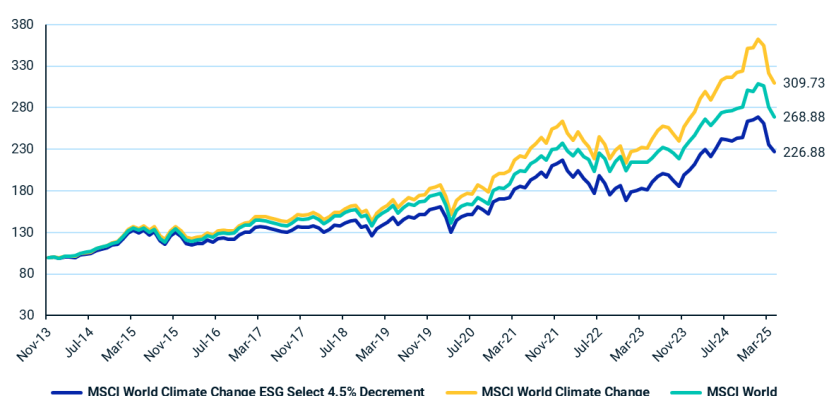
MSCI World Climate Change ESG Select 4.5% Decrement Index (EUR)

The MSCI World Climate Change ESG Select 4.5% Decrement Index is based on the MSCI World Climate Change ESG Select Index, its parent index, and includes large and mid-cap segments across 23 Developed Markets (DM) countries* in the world. The index is constructed based on the MSCI Climate Change Indexes methodology while incorporating additional business exclusion screens including Nuclear Weapons, Tobacco, Thermal Coal, Nuclear Power, Conventional Weapons and Unconventional Oil & Gas. Additionally, companies that not in compliance with the United Nations Global Compact principles are also excluded from the index. Only companies rated B and above are eligible for inclusion in the index. The index applies a constant markdown ('synthetic dividend') of 4.5% on an annual basis, expressed as a percentage of performance.

For a complete description of the index methodology, please see [Index methodology - MSCI](#)

Cumulative index performance

EUR RETURNS NOVEMBER 2013 – APRIL 2025



Annual performance (%)

YEAR	MSCI World Climate Change ESG Sel 4.5% Dec	MSCI World Climate Change	MSCI World
2024	29.09	31.81	24.81
2023	21.79	25.13	17.64
2022	-22.13	-18.92	-14.19
2021	27.46	31.24	29.26
2020	7.00	8.66	4.64
2019	26.32	29.17	27.49
2018	-7.68	-5.40	-5.92
2017	4.50	6.77	5.50
2016	4.45	7.47	8.47
2015	8.03	10.72	8.34
2014	14.88	18.00	17.21

Index performance

EUR RETURNS (%) APRIL 30, 2025

INDEX	1 Month	3 Months	1 Year	Year to Date	ANNUALIZED RETURNS			
					3 Years	5 Years	10 Years	Since Nov 29, 2013
MSCI World Climate Change ESG Sel 4.5% Dec	-3.63	-15.73	2.62	-14.45	5.21	9.41	5.78	7.44
MSCI World Climate Change	-3.74	-14.52	7.07	-12.08	8.90	12.95	8.73	10.41
MSCI World	-4.27	-12.87	4.03	-10.19	6.66	11.40	7.32	9.05

Index risk and return characteristics

(%) APRIL 30, 2025

INDEX	ANNUALIZED STANDARD DEVIATION			
	3 Years	5 Years	10 Years	Since Nov 29, 2013
MSCI World Climate Change ESG Sel 4.5% Dec	16.85	15.46	14.90	14.25
MSCI World Climate Change	16.42	15.14	14.70	14.06
MSCI World	14.72	13.65	14.04	13.43

*DM countries in EMU include: Australia, Austria, Belgium, Canada, Denmark, Finland, France, Germany, Hong Kong, Ireland, Israel, Italy, Japan, Netherlands, New Zealand, Norway, Portugal, Singapore, Spain, Sweden, Switzerland, the UK and the US.

MSCI World Climate Change ESG Select Index

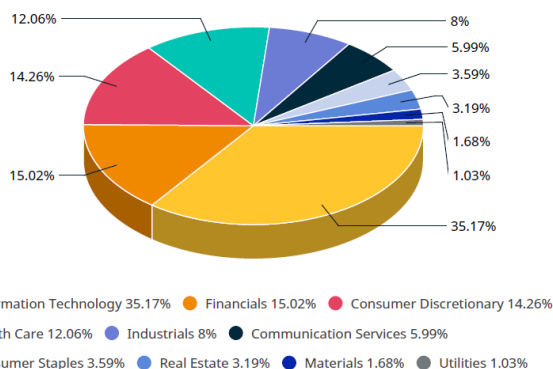
INDEX CHARACTERISTICS

	MSCI World Climate Change ESG Select Index	MSCI World
Number of Constituents	1,120	1,352
	Weight (%)	
Largest	7.89	4.66
Smallest	0.00	0.00
Average	0.09	0.07
Median	0.03	0.03

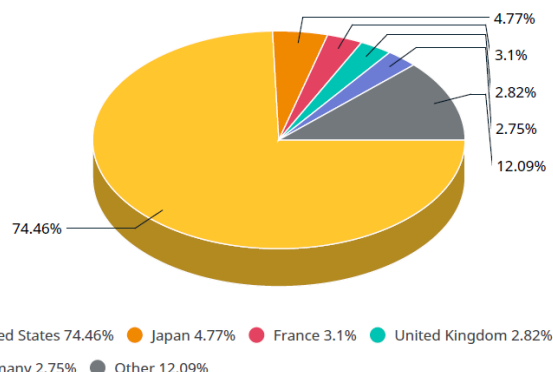
TOP 10 CONSTITUENTS

	Index Wt. (%)	Parent Index Wt. (%)	Sector
MICROSOFT CORP	7.89	4.07	Info Tech
NVIDIA	6.39	3.89	Info Tech
APPLE	6.17	4.66	Info Tech
TESLA	4.57	1.19	Cons Discr
AMAZON.COM	3.51	2.54	Cons Discr
BROADCOM	1.68	1.25	Info Tech
LILLY (ELI) & COMPANY	1.47	1.06	Health Care
ALPHABET A	1.37	1.35	Comm Srvcs
ALPHABET C	1.18	1.17	Comm Srvcs
SAP	1.06	0.44	Info Tech
Total	35.31	21.62	

Sector Weights



Country Weights



ABOUT MSCI INC.

MSCI is a leading provider of critical decision support tools and services for the global investment community. With over 50 years of expertise in research, data and technology, we power better investment decisions by enabling clients to understand and analyze key drivers of risk and return and confidently build more effective portfolios. We create industry-leading research-enhanced solutions that clients use to gain insight into and improve transparency across the investment process. To learn more, please visit www.msci.com.

The information contained herein (the "Information") may not be reproduced or disseminated in whole or in part without prior written permission from MSCI. The Information may not be used to verify or correct other data, to create indexes, risk models, or analytics, or in connection with issuing, offering, sponsoring, managing or marketing any securities, portfolios, financial products or other investment vehicles. Historical data and analysis should not be taken as an indication or guarantee of any future performance, analysis, forecast or prediction. None of the Information or MSCI index or other product or service constitutes an offer to buy or sell, or a promotion or recommendation of, any security, financial instrument or product or trading strategy. Further, none of the Information or any MSCI index is intended to constitute investment advice or a recommendation to make (or refrain from making) any kind of investment decision and may not be relied on as such. The Information is provided "as is" and the user of the Information assumes the entire risk of any use it may make or permit to be made of the Information. NONE OF MSCI INC. OR ANY OF ITS SUBSIDIARIES OR ITS OR THEIR DIRECT OR INDIRECT SUPPLIERS OR ANY THIRD PARTY INVOLVED IN THE MAKING OR COMPILING OF THE INFORMATION (EACH, AN "MSCI PARTY") MAKES ANY WARRANTIES OR REPRESENTATIONS AND, TO THE MAXIMUM EXTENT PERMITTED BY LAW, EACH MSCI PARTY HEREBY EXPRESSLY DISCLAIMS ALL IMPLIED WARRANTIES, INCLUDING WARRANTIES OF MERCHANTABILITY AND FITNESS FOR A PARTICULAR PURPOSE. WITHOUT LIMITING ANY OF THE FOREGOING AND TO THE MAXIMUM EXTENT PERMITTED BY LAW, IN NO EVENT SHALL ANY OF THE MSCI PARTIES HAVE ANY LIABILITY REGARDING ANY OF THE INFORMATION FOR ANY DIRECT, INDIRECT, SPECIAL, PUNITIVE, CONSEQUENTIAL (INCLUDING LOST PROFITS) OR ANY OTHER DAMAGES EVEN IF NOTIFIED OF THE POSSIBILITY OF SUCH DAMAGES. The foregoing shall not exclude or limit any liability that may not by applicable law be excluded or limited.

©2024 MSCI Inc. All rights reserved