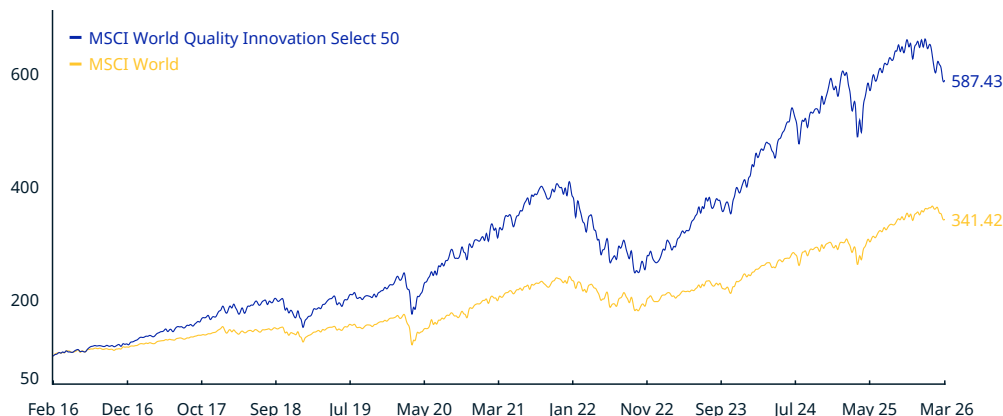


MSCI World Quality Innovation Select 50 Index (USD)

The MSCI World Quality Innovation Select 50 Index aims to represent the performance of the securities from the MSCI World IMI Index which are also a part of MSCI ACWI IMI Innovation Index with higher quality characteristics.

For a complete description of the index methodology, please see [Index methodology - MSCI](#).

CUMULATIVE INDEX PERFORMANCE – GROSS RETURNS (USD) (FEB 2016 – MAR 2026)



ANNUAL PERFORMANCE (%)

Year	MSCI World Quality Innovation Select 50	MSCI World
2025	14.84	21.60
2024	38.73	19.19
2023	53.99	24.42
2022	-33.57	-17.73
2021	29.64	22.35
2020	36.49	16.50
2019	41.36	28.40
2018	-4.68	-8.20
2017	40.32	23.07

INDEX PERFORMANCE – GROSS RETURNS (%) (MAR 31, 2026)

	1 Mo	3 Mo	1 Yr	YTD	ANNUALIZED				Since Feb 25, 2016
					3 Yr	5 Yr	10 Yr	Since Feb 25, 2016	
MSCI World Quality Innovation Select 50	-5.90	-10.04	9.30	-10.04	22.81	12.45	18.58	19.16	
MSCI World	-6.32	-3.47	19.39	-3.47	17.29	10.77	12.36	12.93	

FUNDAMENTALS (MAR 31, 2026)

Div Yld (%)	P/E	P/E Fwd	P/BV
0.72	26.41	21.31	7.56
1.68	22.70	18.25	3.71

INDEX RISK AND RETURN CHARACTERISTICS (MAR 31, 2026)

	Turnover (%) ¹	ANNUALIZED STD DEV (%) ²			SHARPE RATIO ^{2,3}			Since Feb 25, 2016	MAXIMUM DRAWDOWN	
		3 Yr	5 Yr	10 Yr	3 Yr	5 Yr	10 Yr		(%)	Period YYYY-MM-DD
MSCI World Quality Innovation Select 50	15.27	14.93	19.37	18.74	1.15	0.54	0.89	0.92	40.50	2021-11-16–2022-10-12
MSCI World	2.30	11.72	14.69	14.60	1.02	0.55	0.72	0.75	33.99	2020-02-12–2020-03-23

¹ Last 12 months

² Based on monthly gross returns data

³ Based on NY FED Overnight SOFR from Sep 1 2021 & on ICE LIBOR 1M prior that date

MSCI World Quality Innovation Select 50 Index (USD)

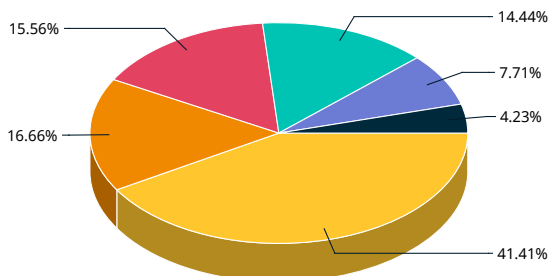
INDEX CHARACTERISTICS

MSCI World Quality Innovation Select 50	
Number of Constituents	50
Mkt Cap (USD Millions)	
Index	13,696,461.78
Largest	1,473,175.13
Smallest	18,184.69
Average	273,929.24
Median	90,242.18

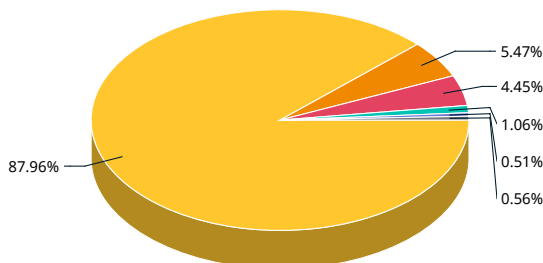
TOP 10 CONSTITUENTS

	Country	Float Adj Mkt Cap (USD Billions)	Index Wt. (%)	Sector
AMAZON.COM	US	1,473.18	10.76	Cons Discr
APPLE	US	1,368.41	9.99	Info Tech
ALPHABET A	US	1,354.69	9.89	Comm Srvc
MICROSOFT CORP	US	1,327.12	9.69	Info Tech
VISA A	US	1,128.45	8.24	Financials
MASTERCARD A	US	936.98	6.84	Financials
NETFLIX	US	902.34	6.59	Comm Srvc
ROCHE HOLDING PART	CH	609.39	4.45	Health Care
SALESFORCE	US	387.39	2.83	Info Tech
QUALCOMM	US	303.19	2.21	Info Tech
Total		9,791.14	71.49	

SECTOR WEIGHTS



COUNTRY WEIGHTS



Information Technology 41.41% Communication Services 16.66% Financials 15.56%
 Consumer Discretionary 14.44% Health Care 7.71% Industrials 4.23%

United States 87.96% Japan 5.47% Switzerland 4.45% Germany 1.06%
 United Kingdom 0.51% Other 0.56%

The MSCI World Quality Innovation Select 50 Index was launched on Jul 04, 2024. Data prior to the launch date is back-tested test (i.e. calculations of how the index might have performed over that time period had the index existed). There are frequently material differences between back-tested performance and actual results. Past performance – whether actual or back-tested – is no indication or guarantee of future performance.

ABOUT MSCI

MSCI (NYSE: MSCI Inc.) strengthens global markets by connecting participants across the financial ecosystem with a common language. Our research-based data, analytics and indexes, supported by advanced technology, set standards for global investors and help our clients understand risks and opportunities so they can make better decisions and unlock innovation. We serve asset managers and owners, private-market sponsors and investors, hedge funds, wealth managers, banks, insurers and corporates. To learn more, please visit www.msci.com.

The data, data feeds, databases, reports, text, graphs, charts, images, videos, recordings, models, metrics, analytics, indexes, assessments, ratings, scores, software, websites, products, services and other information delivered in connection with this notice (the "Information"): (a) are proprietary information of MSCI and its suppliers, (b) may not be used for commercial purposes without prior written permission from MSCI Inc. or its affiliates ("MSCI"), and (c) are not investment advice and must not be relied on as such. The Information and its use are further subject to the disclaimer at <https://www.msci.com/legal/notice-and-disclaimer>. As detailed therein, MSCI AND ITS SUPPLIERS MAKE NO EXPRESS OR IMPLIED WARRANTIES OF MERCHANTABILITY, FITNESS FOR A PARTICULAR PURPOSE OR OTHERWISE WITH RESPECT TO THE INFORMATION HEREIN AND DISCLAIM ALL LIABILITY TO THE MAXIMUM EXTENT PERMITTED BY LAW. For information about how MSCI collects and uses personal data, refer to <https://www.msci.com/privacy-pledge>.

© 2026 MSCI Inc. All rights reserved.

