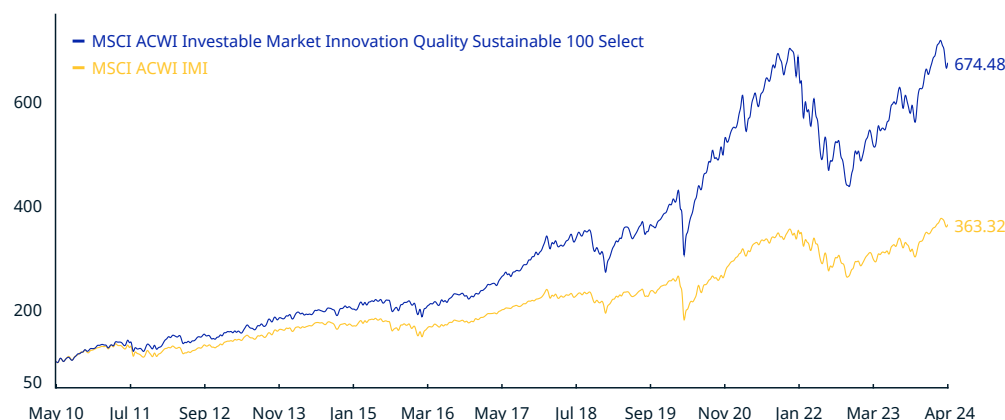


MSCI ACWI Investable Market Innovation Quality Sustainable 100 Select Index (USD)

The MSCI ACWI Investable Market Innovation Quality Sustainable 100 Select Index is based on MSCI ACWI IMI Index its parent index, and includes large, mid and small-cap securities across 23 Developed Markets (DM) and 24 Emerging Markets (EM) countries*. The index aims to represent the performance of a set of securities that have higher exposure to innovation and quality themes as well as improved ESG characteristics. To avoid concentration, the Index is capped as per the MSCI 10/40 Indexes methodology.

For a complete description of the index methodology, please see [Index methodology - MSCI](#).

CUMULATIVE INDEX PERFORMANCE – NET RETURNS (USD) (MAY 2010 – APR 2024)



ANNUAL PERFORMANCE (%)

Year	MSCI ACWI Investable Market Innovation Quality Sustainable 100 Select	MSCI ACWI IMI
2023	35.40	21.58
2022	-28.70	-18.40
2021	23.63	18.22
2020	38.26	16.25
2019	39.65	26.35
2018	-8.88	-10.08
2017	36.58	23.95
2016	9.04	8.36
2015	3.86	-2.19
2014	7.96	3.84
2013	24.82	23.55
2012	18.87	16.38
2011	1.53	-7.89

INDEX PERFORMANCE – NET RETURNS (%) (APR 30, 2024)

	1 Mo	3 Mo	1 Yr	YTD	ANNUALIZED			
					3 Yr	5 Yr	10 Yr	Since May 26, 2010
MSCI ACWI Investable Market Innovation Quality Sustainable 100 Select	-5.12	1.47	23.21	1.75	3.44	13.36	13.45	14.67
MSCI ACWI IMI	-3.39	3.82	16.81	4.06	3.62	9.09	7.99	9.70

FUNDAMENTALS (APR 30, 2024)

Div Yld (%)	P/E	P/E Fwd	P/BV
1.22	26.54	22.50	6.09
2.00	20.71	16.94	2.76

INDEX RISK AND RETURN CHARACTERISTICS (APR 30, 2024)

	Turnover (%) ¹	ANNUALIZED STD DEV (%) ²			SHARPE RATIO ^{2,3}				MAXIMUM DRAWDOWN	
		3 Yr	5 Yr	10 Yr	3 Yr	5 Yr	10 Yr	Since May 26, 2010	(%)	Period YYYY-MM-DD
MSCI ACWI Investable Market Innovation Quality Sustainable 100 Select	78.61	21.69	20.75	17.48	0.14	0.61	0.73	0.82	38.92	2021-11-19–2022-10-14
MSCI ACWI IMI	2.51	16.73	18.13	15.01	0.13	0.46	0.49	0.61	34.52	2020-02-12–2020-03-23

¹ Last 12 months

² Based on monthly net returns data

³ Based on NY FED Overnight SOFR from Sep 1 2021 & on ICE LIBOR 1M prior that date

MSCI ACWI Investable Market Innovation Quality Sustainable 100 Select Index (USD)

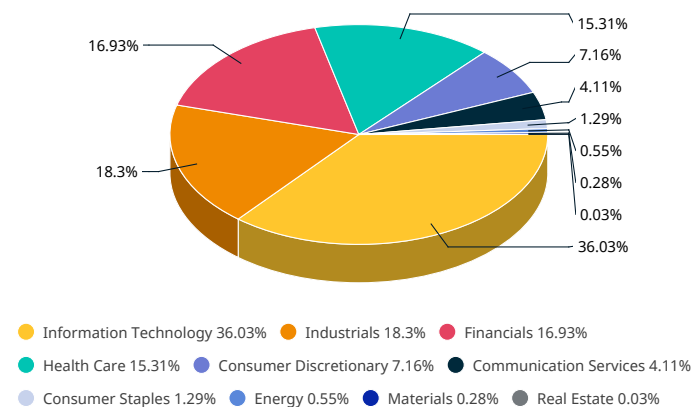
INDEX CHARACTERISTICS

	MSCI ACWI Investable Market Innovation Quality Sustainable 100 Select
Number of Constituents	96
	Mkt Cap (USD Millions)
Index	10,185,141.11
Largest	619,094.94
Smallest	855.86
Average	106,095.22
Median	55,271.31

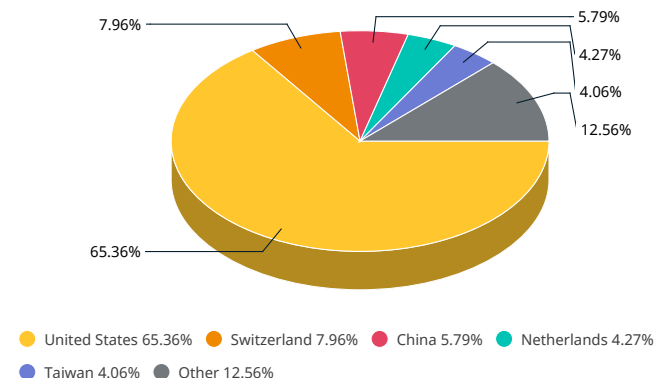
TOP 10 CONSTITUENTS

	Country	Float Adj Mkt Cap (USD Billions)	Index Wt. (%)	Sector
NVIDIA	US	619.09	6.08	Info Tech
VISA A	US	501.71	4.93	Financials
ALPHABET A	US	360.84	3.54	Comm Svcs
PAYPAL HOLDINGS	US	357.74	3.51	Financials
ABB LTD	CH	335.95	3.30	Industrials
MEDIATEK INC	TW	309.38	3.04	Info Tech
MEDPACE HOLDINGS	US	308.88	3.03	Health Care
CME GROUP	US	307.65	3.02	Financials
MICROSOFT CORP	US	300.14	2.95	Info Tech
VERTEX PHARMACEUTICALS	US	289.81	2.85	Health Care
Total		3,691.19	36.24	

SECTOR WEIGHTS



COUNTRY WEIGHTS



* DM countries include: Australia, Austria, Belgium, Canada, Denmark, Finland, France, Germany, Hong Kong, Ireland, Israel, Italy, Japan, Netherlands, New Zealand, Norway, Portugal, Singapore, Spain, Sweden, Switzerland, the UK and the US. EM countries include: Brazil, Chile, China, Colombia, Czech Republic, Egypt, Greece, Hungary, India, Indonesia, Korea, Kuwait, Malaysia, Mexico, Peru, Philippines, Poland, Qatar, Saudi Arabia, South Africa, Taiwan, Thailand, Turkey and United Arab Emirates.

The MSCI ACWI Investable Market Innovation Quality Sustainable 100 Select Index was launched on Apr 21, 2021. Data prior to the launch date is back-tested test (i.e. calculations of how the index might have performed over that time period had the index existed). There are frequently material differences between back-tested performance and actual results. Past performance – whether actual or back-tested – is no indication or guarantee of future performance.

ABOUT MSCI

MSCI is a leading provider of critical decision support tools and services for the global investment community. With over 45 years of expertise in research, data and technology, we power better investment decisions by enabling clients to understand and analyze key drivers of risk and return and confidently build more effective portfolios. We create industry-leading research-enhanced solutions that clients use to gain insight into and improve transparency across the investment process. To learn more, please visit www.msci.com.

The information contained herein (the "Information") may not be reproduced or disseminated in whole or in part without prior written permission from MSCI. The Information may not be used to verify or correct other data, to create indexes, risk models, or analytics, or in connection with issuing, offering, sponsoring, managing or marketing any securities, portfolios, financial products or other investment vehicles. Historical data and analysis should not be taken as an indication or guarantee of any future performance, analysis, forecast or prediction. None of the Information or MSCI index or other product or service constitutes an offer to buy or sell, or a promotion or recommendation of, any security, financial instrument or product or trading strategy. Further, none of the Information or any MSCI index is intended to constitute investment advice or a recommendation to make (or refrain from making) any kind of investment decision and may not be relied on as such. The Information is provided "as is" and the user of the Information assumes the entire risk of any use it may make or permit to be made of the Information. NONE OF MSCI INC. OR ANY OF ITS SUBSIDIARIES OR ITS OR THEIR DIRECT OR INDIRECT SUPPLIERS OR ANY THIRD PARTY INVOLVED IN THE MAKING OR COMPILING OF THE INFORMATION (EACH, AN "MSCI PARTY") MAKES ANY WARRANTIES OR REPRESENTATIONS AND, TO THE MAXIMUM EXTENT PERMITTED BY LAW, EACH MSCI PARTY HEREBY EXPRESSLY DISCLAIMS ALL IMPLIED WARRANTIES, INCLUDING WARRANTIES OF MERCHANTABILITY AND FITNESS FOR A PARTICULAR PURPOSE. WITHOUT LIMITING ANY OF THE FOREGOING AND TO THE MAXIMUM EXTENT PERMITTED BY LAW, IN NO EVENT SHALL ANY OF THE MSCI PARTIES HAVE ANY LIABILITY REGARDING ANY OF THE INFORMATION FOR ANY DIRECT, INDIRECT, SPECIAL, PUNITIVE, CONSEQUENTIAL (INCLUDING LOST PROFITS) OR ANY OTHER DAMAGES EVEN IF NOTIFIED OF THE POSSIBILITY OF SUCH DAMAGES. The foregoing shall not exclude or limit any liability that may not by applicable law be excluded or limited.

© 2024 MSCI Inc. All rights reserved.

