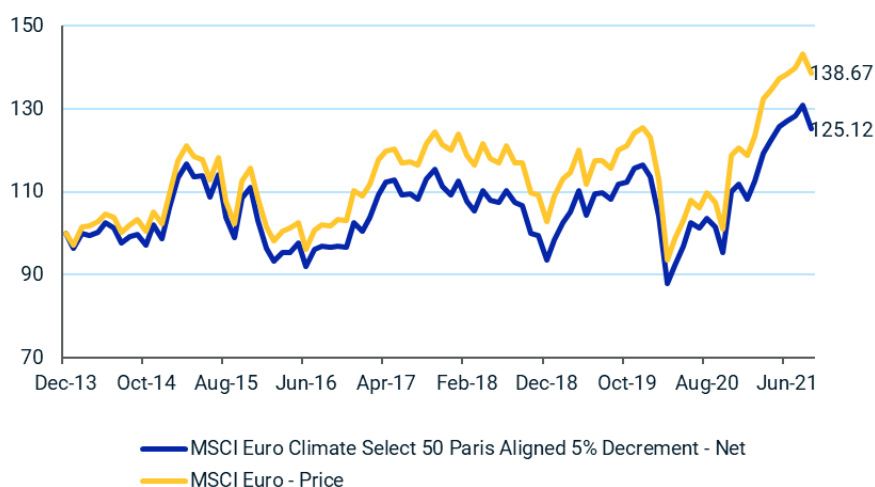


MSCI Euro Climate Select 50 Paris Aligned 5% Decrement Index (EUR)

The MSCI Euro Climate Select 50 Paris Aligned 5% Decrement Index (Net) is based on the MSCI Euro Climate Select 50 Paris Aligned Index, its parent index, and includes large and mid-cap segments across 10 Developed Markets (DM) countries* in the EMU. The index is designed to support investors seeking to reduce their exposure to transition and physical climate risks and who wish to pursue opportunities arising from the transition to a lower carbon economy, while satisfying the minimum requirements of EU Paris Aligned Benchmarks as per the EU Benchmark Regulation. The index applies a constant markdown ('synthetic dividend') of 5% on the net total return variant on an annual basis, expressed as a percentage of performance.

Cumulative index performance

EUR RETURNS NOV 2012 – SEP 2021



Annual performance (%)

YEAR	MSCI Euro Climate Select 50 Paris Aligned 5% Decrement - Net	MSCI Euro - Price
2020	-4.04	-3.93
2019	24.48	21.98
2018	-14.38	-14.21
2017	6.58	8.66
2016	-0.54	1.74
2015	4.31	6.08
2014	-1.20	2.27

Index performance

EUR RETURNS (%) SEPTEMBER 30, 2021

INDEX	1 Month	3 Months	1 Year	Year to Date	ANNUALIZED RETURN			
					3 Years	5 Years	10 Years	Since Dec 31, 2013
MSCI Euro Climate Select 50 Paris Aligned 5% Decrement - Net	-4.30	-1.40	23.20	11.99	5.47	5.28	na	2.93
MSCI Euro - Price	-3.17	0.21	29.00	15.00	5.85	6.38	na	4.31

Index risk and return characteristics

SEPTEMBER 30, 2021

INDEX	ANNUALIZED STANDARD DEVIATION (%)			
	3 Years	5 Years	10 Years	Since Dec 31, 2013
MSCI Euro Climate Select 50 Paris Aligned 5% Decrement - Net	18.61	15.76	na	15.57
MSCI Euro - Price	19.69	16.51	na	15.99

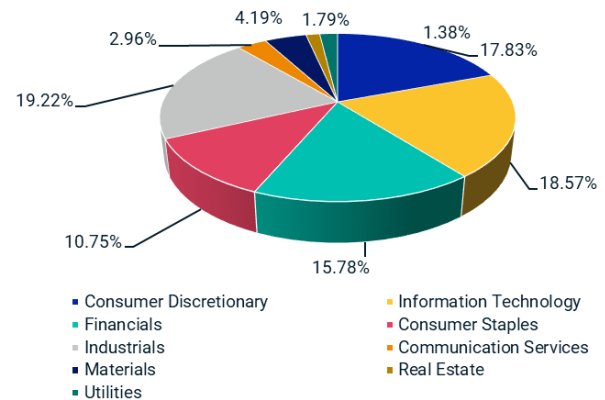
*DM countries in the EMU include: Austria, Belgium, Finland, France, Germany, Ireland, Italy, the Netherlands, Portugal and Spain.

MSCI Euro Climate Select 50 Paris Aligned Index

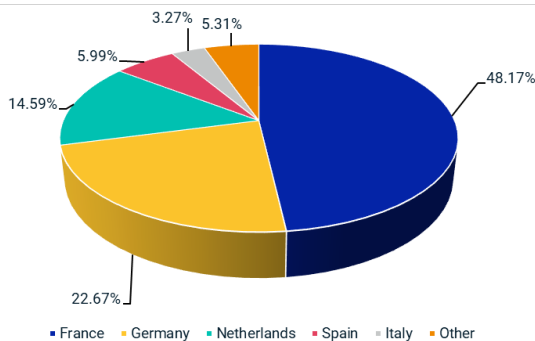
Top 10 constituents

	Sector	Index Wt. (%)
LVMH MOET HENNESSY	Cons Discr	5.21
ASML HLDG	Info Tech	5.01
SCHNEIDER ELECTRIC	Industrials	4.83
SANOFI	Health Care	4.75
SAP	Info Tech	4.28
L'OREAL	Cons Staples	4.24
AIRBUS	Industrials	3.24
DASSAULT SYSTEMES	Info Tech	3.08
ALLIANZ	Financials	2.94
DEUTSCHE POST	Industrials	2.55
Total		40.13

Sector Weights



Country Weights



Additional information

MSCI Euro Climate Select 50 Paris Aligned 5% Decrement Index (Net)

Bloomberg Ticker

MXEOPA5N Index

Index methodology

The MSCI Euro Climate Select 50 Paris Aligned 5% Decrement Index (Net) is constructed from MSCI Euro Index, its parent index and select securities with large free float adjusted market capitalization and reweights them based upon the company's opportunities and risks associated with the climate transition. The index is designed to support investors seeking to reduce their exposure to transition and physical climate risks and who wish to pursue opportunities arising from the transition to a lower carbon economy. The index methodology aims to satisfy the minimum requirements of EU Paris Aligned Benchmarks, including a "self-decarbonization" rate of 7% year on year in alignment with a 1.5°C climate scenario, as per the EU Benchmark Regulation and shifts index weight from "brown" to "green" companies. The index applies a constant markdown ('synthetic dividend') of 5% on the net total return variant on an annual basis, expressed as a percentage of performance.

The index is reviewed on a quarterly basis coinciding with the May and November Semi Annual Index Reviews and the February and August Quarterly Index Reviews of the Parent Index.

ABOUT MSCI INC.

MSCI is a leading provider of critical decision support tools and services for the global investment community.

With over 50 years of expertise in research, data and technology, we power better investment decisions by enabling clients to understand and analyze key drivers of risk and return and confidently build more effective portfolios. We create industry-leading research-enhanced solutions that clients use to gain insight into and improve transparency across the investment process. To learn more, please visit www.msci.com.

The information contained herein (the "Information") may not be reproduced or disseminated in whole or in part without prior written permission from MSCI. The Information may not be used to verify or correct other data, to create indexes, risk models, or analytics, or in connection with issuing, offering, sponsoring, managing or marketing any securities portfolios, financial products or other investment vehicles. Historical data and analysis should not be taken as an indication or guarantee of any future performance, analysis, forecast or prediction. None of the Information or MSCI index or other product or service constitutes an offer to buy or sell or a promotion or recommendation of, any security, financial instrument or product or trading strategy. Further, none of the Information or any MSCI index is intended to constitute investment advice or a recommendation to make (or refrain from making) any kind of investment decision and may not be relied on as such. The Information is provided "as is" and the user of the Information assumes the entire risk of any use it may make or permit to be made of the Information. NONE OF MSCI INC. OR ANY OF ITS SUBSIDIARIES OR ITS OR THEIR DIRECT OR INDIRECT SUPPLIERS OR ANY THIRD PARTY INVOLVED IN THE MAKING OR COMPILING OF THE INFORMATION (EACH, AN "MSCI PARTY") MAKES ANY WARRANTIES OR REPRESENTATIONS AND, TO THE MAXIMUM EXTENT PERMITTED BY LAW, EACH MSCI PARTY HEREBY EXPRESSLY DISCLAIMS ALL IMPLIED WARRANTIES, INCLUDING WARRANTIES OF MERCHANTABILITY AND FITNESS FOR A PARTICULAR PURPOSE. WITHOUT LIMITING ANY OF THE FOREGOING AND TO THE MAXIMUM EXTENT PERMITTED BY LAW, IN NO EVENT SHALL ANY OF THE MSCI PARTIES HAVE ANY LIABILITY REGARDING ANY OF THE INFORMATION FOR ANY DIRECT, INDIRECT, SPECIAL, PUNITIVE, CONSEQUENTIAL (INCLUDING LOST PROFITS) OR ANY OTHER DAMAGES EVEN IF NOTIFIED OF THE POSSIBILITY OF SUCH DAMAGES.

The foregoing shall not exclude or limit any liability that may not by applicable law be excluded or limited.

©2021 MSCI Inc. All rights reserved

