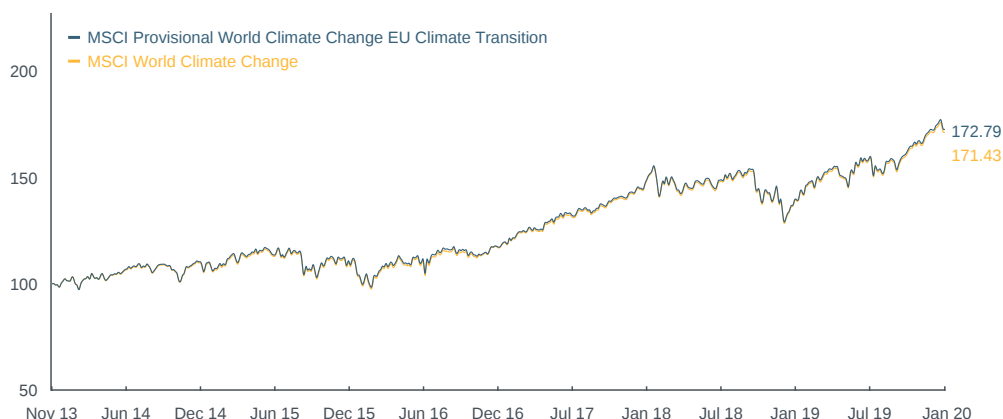


MSCI PROVISIONAL WORLD CLIMATE CHANGE EU CLIMATE TRANSITION INDEX* (USD)

The MSCI Provisional World Climate Change EU Climate Transition Index is an index constructed from the MSCI World Climate Change Index and includes large and mid-cap securities across 23 Developed Markets (DM) countries**. The index aims to represent the performance of an investment strategy that re-weights securities based upon the opportunities and risks associated with the transition to a lower carbon economy, while seeking to minimize exclusions from the parent index. It takes into account the minimum requirements for EU Climate Transition benchmarks contained in the EU Commission's Technical Expert Group on Sustainable Finance's Final Report on Climate Benchmarks and Benchmarks' ESG Disclosures.

CUMULATIVE INDEX PERFORMANCE - NET RETURNS (USD) (NOV 2013 – JAN 2020)



ANNUAL PERFORMANCE (%)

Year	MSCI Provisional World Climate Change EU Climate Transition	MSCI World Climate Change
2019	29.45	29.19
2018	-8.20	-8.29
2017	23.91	23.79
2016	6.04	6.47
2015	1.52	1.25
2014	6.13	5.60

INDEX PERFORMANCE — NET RETURNS (%) (JAN 31, 2020)

	1 Mo	3 Mo	1 Yr	YTD	ANNUALIZED				Since Nov 26, 2013
					3 Yr	5 Yr	10 Yr		
MSCI Provisional World Climate Change EU Climate Transition	0.12	6.21	20.53	0.12	12.74	9.96	na	9.25	
MSCI World Climate Change	0.01	6.10	20.12	0.01	12.56	9.95	na	9.11	

FUNDAMENTALS (JAN 31, 2020)

Div Yld (%)	P/E	P/E Fwd	P/BV
2.16	20.75	17.36	2.83
2.18	20.50	17.12	2.76

INDEX RISK AND RETURN CHARACTERISTICS (NOV 26, 2013 – JAN 31, 2020)

	Beta	Tracking Error (%)	Turnover (%) ¹	ANNUALIZED STD DEV (%) ²			SHARPE RATIO ^{2,3}			Since Nov 26, 2013	MAXIMUM DRAWDOWN (%)	Period YYYY-MM-DD
				3 Yr	5 Yr	10 Yr	3 Yr	5 Yr	10 Yr			
MSCI Provisional World Climate Change EU Climate Transition	1.00	0.39	5.88	11.34	11.64	na	0.96	0.77	na	0.76	18.51	2018-01-26—2018-12-25
MSCI World Climate Change	1.00	0.00	4.21	11.35	11.68	na	0.94	0.77	na	0.75	18.68	2018-01-26—2018-12-25

¹ Last 12 months ² Based on monthly net returns data ³ Based on ICE LIBOR 1M

*based on the requirements in the TEG Final Report

**DM countries include: Australia, Austria, Belgium, Canada, Denmark, Finland, France, Germany, Hong Kong, Ireland, Israel, Italy, Japan, Netherlands, New Zealand, Norway, Portugal, Singapore, Spain, Sweden, Switzerland, the UK and the US.

The MSCI Provisional World Climate Change EU Climate Transition Index* was launched on Nov 07, 2019. Data prior to the launch date is back-tested data (i.e. calculations of how the index might have performed over that time period had the index existed). There are frequently material differences between back-tested performance and actual results. Past performance -- whether actual or back-tested -- is no indication or guarantee of future performance.

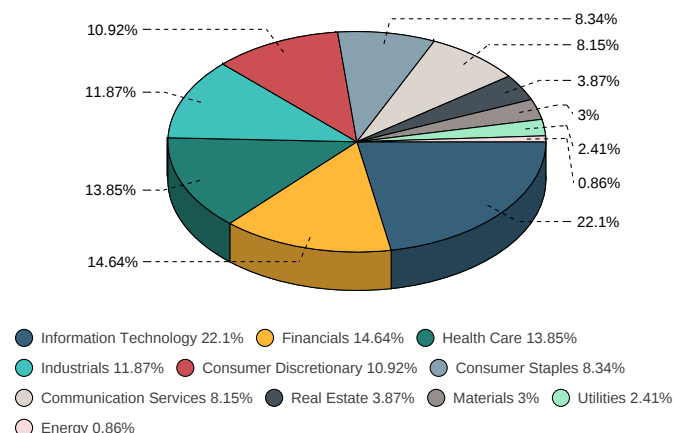
INDEX CHARACTERISTICS

	MSCI Provisional World Climate Change EU Climate Transition	MSCI World Climate Change
Number of Constituents	1,592	1,608
	Weight (%)	
Largest	3.67	3.29
Smallest	0.00	0.00
Average	0.06	0.06
Median	0.02	0.02

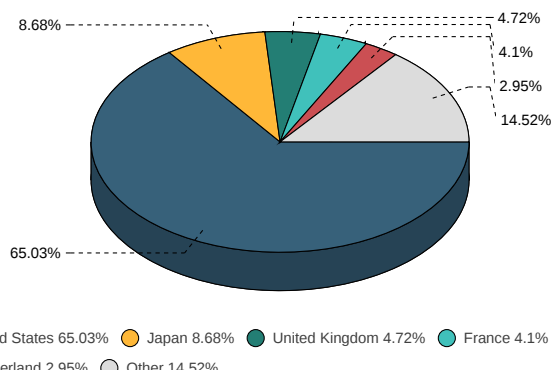
TOP 10 CONSTITUENTS

	Index Wt. (%)	Parent Index Wt. (%)	Sector
APPLE	3.67	3.29	Info Tech
MICROSOFT CORP	2.81	3.10	Info Tech
AMAZON.COM	2.29	2.05	Cons Discr
INTEL CORP	1.90	1.70	Info Tech
FACEBOOK A	1.07	1.18	Comm Svcs
JOHNSON & JOHNSON	1.05	0.94	Health Care
ALPHABET C	1.01	1.11	Comm Svcs
ALPHABET A	0.96	1.06	Comm Svcs
JPMORGAN CHASE & CO	0.96	1.06	Financials
PROCTER & GAMBLE CO	0.80	0.71	Cons Staples
Total	16.53	16.21	

SECTOR WEIGHTS



COUNTRY WEIGHTS



INDEX METHODOLOGY

The European Commission's Technical Expert Group on Sustainable Finance's Final Report on Climate Benchmarks and Benchmarks' ESG Disclosures (the "TEG Final Report") recommends a list of minimum technical requirements for the methodologies of 'EU Climate Transition Benchmarks' (CTB) and 'EU Paris-aligned Benchmarks' (PAB).

The MSCI Provisional Climate Change EU Climate Transition Indexes and MSCI Provisional Climate Change EU Paris-Aligned Indexes are constructed from the corresponding MSCI Climate Change Indexes, taking into account the minimum requirements recommended in the TEG Final Report. The Provisional Indexes aim to represent the performance of an investment strategy that reweights securities based upon the opportunities and risks associated with the climate transition risks and opportunities while satisfying the corresponding minimum requirements as per the TEG Final Report. The index is rebalanced on a semi-annual basis in May and November.

Note, the Provisional Indexes are based on the TEG Final Report. The Provisional Indexes are not based on the final delegated acts and requirements for the CTB and PAB because the final delegated acts and requirements for the CTB and PAB are not yet published as of the date of this methodology (November 2019).

ABOUT MSCI

MSCI is a leading provider of critical decision support tools and services for the global investment community. With over 45 years of expertise in research, data and technology, we power better investment decisions by enabling clients to understand and analyze key drivers of risk and return and confidently build more effective portfolios. We create industry-leading research-enhanced solutions that clients use to gain insight into and improve transparency across the investment process. To learn more, please visit www.msci.com.

The information contained herein (the "Information") may not be reproduced or disseminated in whole or in part without prior written permission from MSCI. The Information may not be used to verify or correct other data, to create indexes, risk models, or analytics, or in connection with issuing, offering, sponsoring, managing or marketing any securities, portfolios, financial products or other investment vehicles. Historical data and analysis should not be taken as an indication or guarantee of any future performance, analysis, forecast or prediction. None of the Information or MSCI index or other product or service constitutes an offer to buy or sell, or a promotion or recommendation of, any security, financial instrument or product or trading strategy. Further, none of the Information or any MSCI index is intended to constitute investment advice or a recommendation to make (or refrain from making) any kind of investment decision and may not be relied on as such. The Information is provided "as is" and the user of the Information assumes the entire risk of any use it may make or permit to be made of the Information. NONE OF MSCI INC. OR ANY OF ITS SUBSIDIARIES OR ITS OR THEIR DIRECT OR INDIRECT SUPPLIERS OR ANY THIRD PARTY INVOLVED IN THE MAKING OR COMPILING OF THE INFORMATION (EACH, AN "MSCI PARTY") MAKES ANY WARRANTIES OR REPRESENTATIONS AND, TO THE MAXIMUM EXTENT PERMITTED BY LAW, EACH MSCI PARTY HEREBY EXPRESSLY DISCLAIMS ALL IMPLIED WARRANTIES, INCLUDING WARRANTIES OF MERCHANTABILITY AND FITNESS FOR A PARTICULAR PURPOSE. WITHOUT LIMITING ANY OF THE FOREGOING AND TO THE MAXIMUM EXTENT PERMITTED BY LAW, IN NO EVENT SHALL ANY OF THE MSCI PARTIES HAVE ANY LIABILITY REGARDING ANY OF THE INFORMATION FOR ANY DIRECT, INDIRECT, SPECIAL, PUNITIVE, CONSEQUENTIAL (INCLUDING LOST PROFITS) OR ANY OTHER DAMAGES EVEN IF NOTIFIED OF THE POSSIBILITY OF SUCH DAMAGES. The foregoing shall not exclude or limit any liability that may not be applicable law be excluded or limited.