

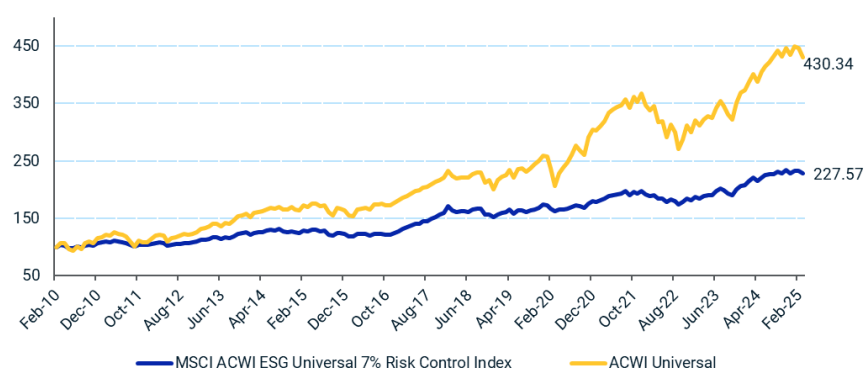
MSCI ACWI ESG Universal 7% Risk Control Index

MSCI ACWI ESG Universal 7% Risk Control Index aims to replicate the performance of an investment strategy that targets a specific level of risk by varying the weights of the underlying MSCI ACWI Universal index and a cash component. The weights of the MSCI ACWI Universal index and the cash component are determined daily based on the ratio of the specific risk level and the realized volatility of the Parent Index and are subject to a maximum leverage.

For a complete description of the index methodology, please see [Index methodology - MSCI](#).

Cumulative index performance

USD RETURNS FEBRUARY 2010– MARCH 2025



Annual performance (%)

YEAR	MSCI ACWI ESG Universal 7% Risk Control	MSCI ACWI Universal
2024	10.47	17.67
2023	13.41	23.34
2022	-7.85	-18.50
2021	9.93	20.54
2020	3.36	17.79
2019	14.42	28.72
2018	-4.65	-8.84
2017	28.17	24.80
2016	1.32	7.79
2015	-2.15	-1.23
2014	-0.42	4.78
2013	15.56	25.46
2012	5.63	16.25
2011	-3.01	-5.65

Index performance

USD RETURNS (%) MARCH 31, 2025

INDEX	1 Month	3 Months	ANNUALIZED RETURN					
			1 Year	Year to Date	3 Years	5 Years	10 Years	Since Feb 26, 2010
MSCI ACWI ESG Universal 7% Risk Control	-2.14	-0.25	2.91	-0.25	6.22	6.94	5.98	5.60
MSCI ACWI Universal	-3.78	-0.97	7.08	-0.97	7.63	15.78	9.75	10.16

Index risk and return characteristics

(%) MARCH 31, 2025

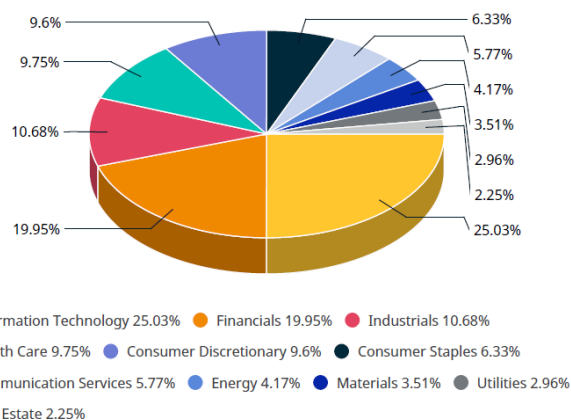
INDEX	ANNUALIZED STANDARD DEVIATION (%)			
	3 Years	5 Years	10 Years	Since Feb 26, 2010
MSCI ACWI ESG Universal 7% Risk Control	8.10	7.52	8.10	7.74
MSCI ACWI Universal	16.41	15.92	14.79	14.56

MSCI ACWI Universal Index

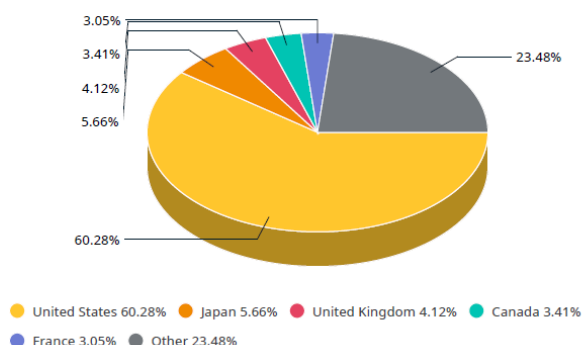
Top 10 constituents

	Sector	Index Wt. (%)
NVIDIA	Info Tech	3.85
MICROSOFT CORP	Info Tech	3.85
APPLE	Info Tech	3.27
AMAZON.COM	Cons Discr	1.74
TAIWAN SEMICONDUCTOR MFG	Info Tech	1.31
VISA A	Financials	1.13
ALPHABET A	Comm Svcs	0.88
MASTERCARD A	Financials	0.88
META PLATFORMS A	Comm Svcs	0.76
ALPHABET C	Comm Svcs	0.76
Total		18.42

Sector Weights



Country Weights



ABOUT MSCI INC.

MSCI is a leading provider of critical decision support tools and services for the global investment community.

With over 50 years of expertise in research, data and technology, we power better investment decisions by enabling clients to understand and analyze key drivers of risk and return and confidently build more effective portfolios. We create industry-leading research-enhanced solutions that clients use to gain insight into and improve transparency across the investment process. To learn more, please visit www.msci.com.

The information contained herein (the "Information") may not be reproduced or disseminated in whole or in part without prior written permission from MSCI. The Information may not be used to verify or correct other data, to create indexes, risk models, or analytics, or in connection with issuing, offering, sponsoring, managing or marketing any securities, portfolios, financial products or other investment vehicles. Historical data and analysis should not be taken as an indication or guarantee of any future performance, analysis, forecast or prediction. None of the Information or MSCI index or other product or service constitutes an offer to buy or sell, or a promotion or recommendation of, any security, financial instrument or product or trading strategy. Further, none of the Information or any MSCI index is intended to constitute investment advice or a recommendation to make (or refrain from making) any kind of investment decision and may not be relied on as such. The Information is provided "as is" and the user of the Information assumes the entire risk of any use it may make or permit to be made of the Information. NONE OF MSCI INC. OR ANY OF ITS SUBSIDIARIES OR ITS OR THEIR DIRECT OR INDIRECT SUPPLIERS OR ANY THIRD PARTY INVOLVED IN THE MAKING OR COMPILING OF THE INFORMATION (EACH, AN "MSCI PARTY") MAKES ANY WARRANTIES OR REPRESENTATIONS AND, TO THE MAXIMUM EXTENT PERMITTED BY LAW, EACH MSCI PARTY HEREBY EXPRESSLY DISCLAIMS ALL IMPLIED WARRANTIES, INCLUDING WARRANTIES OF MERCHANTABILITY AND FITNESS FOR A PARTICULAR PURPOSE. WITHOUT LIMITING ANY OF THE FOREGOING AND TO THE MAXIMUM EXTENT PERMITTED BY LAW, IN NO EVENT SHALL ANY OF THE MSCI PARTIES HAVE ANY LIABILITY REGARDING ANY OF THE INFORMATION FOR ANY DIRECT, INDIRECT, SPECIAL, PUNITIVE, CONSEQUENTIAL (INCLUDING LOST PROFITS) OR ANY OTHER DAMAGES EVEN IF NOTIFIED OF THE POSSIBILITY OF SUCH DAMAGES. The foregoing shall not exclude or limit any liability that may not by applicable law be excluded or limited.

©2025 MSCI Inc. All rights reserved