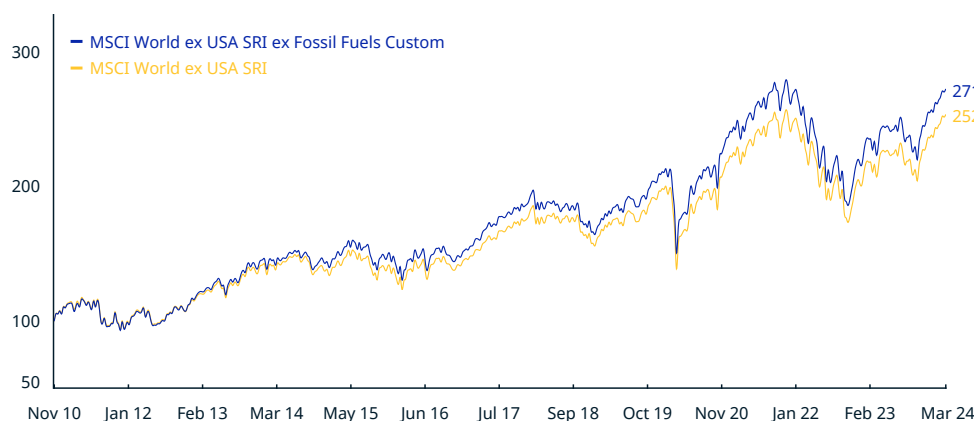


MSCI World ex USA SRI ex Fossil Fuels Custom Index (USD)

The MSCI World ex USA SRI ex Fossil Fuels Index is a custom index based on MSCI World ex USA SRI Index, its parent index, and includes large and mid-cap stocks across 22 Developed Markets (DM) countries*. The index includes companies with high Environmental, Social and Governance (ESG) ratings and excludes companies with an industry tie to fossil fuels (thermal coal, oil and gas) and other coal reserves that do not have evidence of energy application including metallurgical coal. The Index is designed for investors seeking a diversified Socially Responsible Investment (SRI) benchmark comprised of companies with strong sustainability profiles while avoiding companies incompatible with values screens. It excludes securities in these GICS Sub-Industries: Integrated Oil & Gas, Oil & Gas Exploration & Production, Oil & Gas Refining & Marketing, Oil & Gas Drilling, Oil & Gas Equipment & Services and Oil & Gas Storage & Transportation, Electric Utilities, Gas Utilities, Multi-Utilities and Independent Power Producers & Energy Traders.

For a complete description of the index methodology, please see [Index methodology - MSCI](#).

CUMULATIVE INDEX PERFORMANCE – GROSS RETURNS (USD) (NOV 2010 – MAR 2024)



ANNUAL PERFORMANCE (%)

Year	MSCI World ex USA SRI ex Fossil Fuels Custom	MSCI World ex USA SRI
2023	19.03	18.63
2022	-20.59	-19.87
2021	14.54	14.30
2020	13.71	11.56
2019	27.76	26.71
2018	-12.73	-12.16
2017	26.32	24.52
2016	0.75	2.50
2015	3.65	1.47
2014	-2.28	-3.70
2013	26.05	23.85
2012	19.01	17.06
2011	-9.90	-9.49

INDEX PERFORMANCE – GROSS RETURNS (%) (MAR 29, 2024)

	1 Mo	3 Mo	1 Yr	YTD	ANNUALIZED			
					3 Yr	5 Yr	10 Yr	Since Nov 30, 2010
MSCI World ex USA SRI ex Fossil Fuels Custom	2.27	5.32	14.84	5.32	3.76	8.63	6.42	7.78
MSCI World ex USA SRI	2.50	5.77	15.23	5.77	4.09	8.12	5.92	7.20

FUNDAMENTALS (MAR 29, 2024)

Div Yld (%)	P/E	P/E Fwd	P/BV
2.48	20.39	17.44	2.48
2.47	20.86	17.91	2.59

INDEX RISK AND RETURN CHARACTERISTICS (NOV 30, 2010 – MAR 29, 2024)

	Beta	Tracking Error (%)	Turnover (%) ¹	ANNUALIZED STD DEV (%) ²			SHARPE RATIO ^{2,3}			Since Nov 30, 2010	MAXIMUM DRAWDOWN	
				3 Yr	5 Yr	10 Yr	3 Yr	5 Yr	10 Yr		(%)	Period YYYY-MM-DD
MSCI World ex USA SRI ex Fossil Fuels Custom	1.00	1.03	33.11	17.92	17.97	15.03	0.15	0.44	0.39	0.50	33.64	2021-09-06–2022-10-13
MSCI World ex USA SRI	1.00	0.00	27.80	17.72	18.01	15.02	0.17	0.41	0.36	0.46	32.78	2021-09-06–2022-10-13

¹ Last 12 months

² Based on monthly gross returns data

³ Based on NY FED Overnight SOFR from Sep 1 2021 & on ICE LIBOR 1M prior that date

MSCI World ex USA SRI ex Fossil Fuels Custom Index (USD)

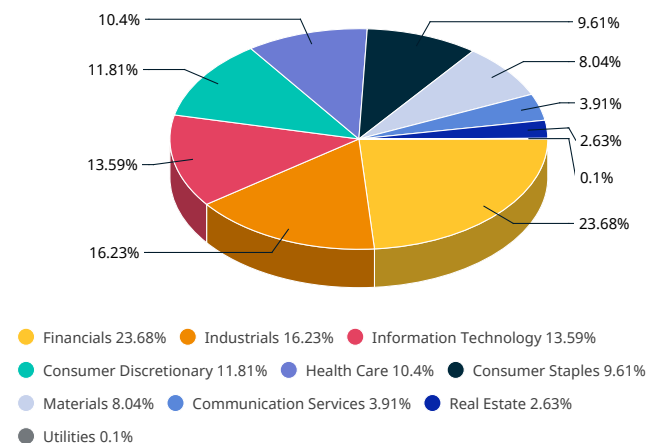
INDEX CHARACTERISTICS

	MSCI World ex USA SRI ex Fossil Fuels Custom	MSCI World ex USA SRI
Number of Constituents	211	231
	Weight (%)	
Largest	5.07	8.06
Smallest	0.04	0.04
Average	0.47	0.43
Median	0.22	0.19

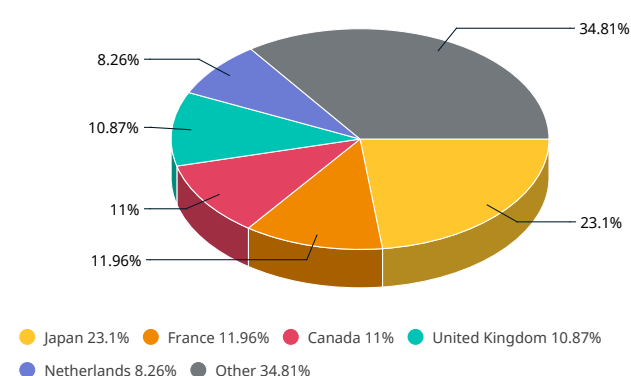
TOP 10 CONSTITUENTS

	Country	Index Wt. (%)	Parent Index Wt. (%)	Sector
ASML HLDG	NL	5.07	7.52	Info Tech
NOVO NORDISK B	DK	5.02	8.06	Health Care
UNILEVER PLC (GB)	GB	2.79	2.43	Cons Staples
SCHNEIDER ELECTRIC	FR	2.74	2.38	Industrials
L'OREAL	FR	2.53	2.21	Cons Staples
SONY GROUP CORP	JP	2.40	2.09	Cons Discr
TORONTO-DOMINION BANK	CA	2.38	2.07	Financials
SHOPIFY A	CA	2.07	1.80	Info Tech
HITACHI	JP	1.89	1.65	Industrials
RELX (GB)	GB	1.81	1.58	Industrials
Total		28.70	31.79	

SECTOR WEIGHTS



COUNTRY WEIGHTS



* DM countries include: Australia, Austria, Belgium, Canada, Denmark, Finland, France, Germany, Hong Kong, Ireland, Israel, Italy, Japan, Netherlands, New Zealand, Norway, Portugal, Singapore, Spain, Sweden, Switzerland and the UK.

The MSCI World ex USA SRI ex Fossil Fuels Custom Index was launched on Jan 27, 2021. Data prior to the launch date is back-tested test (i.e. calculations of how the index might have performed over that time period had the index existed). There are frequently material differences between back-tested performance and actual results. Past performance – whether actual or back-tested – is no indication or guarantee of future performance.

ABOUT MSCI

MSCI is a leading provider of critical decision support tools and services for the global investment community. With over 45 years of expertise in research, data and technology, we power better investment decisions by enabling clients to understand and analyze key drivers of risk and return and confidently build more effective portfolios. We create industry-leading research-enhanced solutions that clients use to gain insight into and improve transparency across the investment process. To learn more, please visit www.msci.com.

The information contained herein (the "Information") may not be reproduced or disseminated in whole or in part without prior written permission from MSCI. The Information may not be used to verify or correct other data, to create indexes, risk models, or analytics, or in connection with issuing, offering, sponsoring, managing or marketing any securities, portfolios, financial products or other investment vehicles. Historical data and analysis should not be taken as an indication or guarantee of any future performance, analysis, forecast or prediction. None of the Information or MSCI index or other product or service constitutes an offer to buy or sell, or a promotion or recommendation of, any security, financial instrument or product or trading strategy. Further, none of the Information or any MSCI index is intended to constitute investment advice or a recommendation to make (or refrain from making) any kind of investment decision and may not be relied on as such. The Information is provided "as is" and the user of the Information assumes the entire risk of any use it may make or permit to be made of the Information. NONE OF MSCI INC. OR ANY OF ITS SUBSIDIARIES OR ITS OR THEIR DIRECT OR INDIRECT SUPPLIERS OR ANY THIRD PARTY INVOLVED IN THE MAKING OR COMPILING OF THE INFORMATION (EACH, AN "MSCI PARTY") MAKES ANY WARRANTIES OR REPRESENTATIONS AND, TO THE MAXIMUM EXTENT PERMITTED BY LAW, EACH MSCI PARTY HEREBY EXPRESSLY DISCLAIMS ALL IMPLIED WARRANTIES, INCLUDING WARRANTIES OF MERCHANTABILITY AND FITNESS FOR A PARTICULAR PURPOSE. WITHOUT LIMITING ANY OF THE FOREGOING AND TO THE MAXIMUM EXTENT PERMITTED BY LAW, IN NO EVENT SHALL ANY OF THE MSCI PARTIES HAVE ANY LIABILITY REGARDING ANY OF THE INFORMATION FOR ANY DIRECT, INDIRECT, SPECIAL, PUNITIVE, CONSEQUENTIAL (INCLUDING LOST PROFITS) OR ANY OTHER DAMAGES EVEN IF NOTIFIED OF THE POSSIBILITY OF SUCH DAMAGES. The foregoing shall not exclude or limit any liability that may not by applicable law be excluded or limited.

© 2024 MSCI Inc. All rights reserved.

