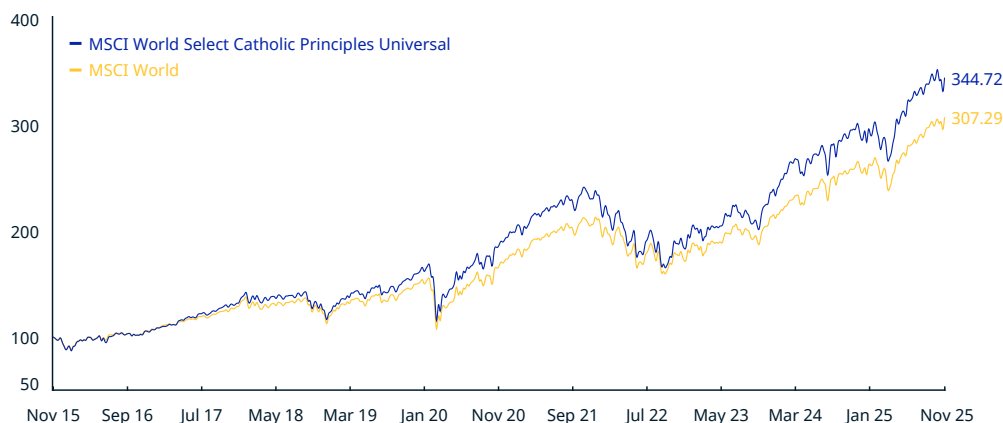


MSCI World Select Catholic Principles Universal Index (USD)

The MSCI World Select Catholic Principles Universal Index is based on the MSCI World Index, its parent index, and includes large and mid-cap stocks across 23 Developed Markets countries*. The Index is designed to represent the performance of a strategy that aims to select companies having lower carbon exposure and higher Environmental, Social and Governance (ESG) performance than that of the broad market, while excluding companies that are involved in controversial businesses like weapons, gambling, adult entertainment, etc. The Index also excludes companies that are involved in abortion and contraceptives, stem cell research, and animal testing.

For a complete description of the index methodology, please see [Index methodology - MSCI](#).

CUMULATIVE INDEX PERFORMANCE – NET RETURNS (USD) (NOV 2015 – NOV 2025)



ANNUAL PERFORMANCE (%)

Year	MSCI World Select Catholic Principles Universal	MSCI World
2024	20.15	18.67
2023	28.79	23.79
2022	-21.98	-18.14
2021	21.92	21.82
2020	21.73	15.90
2019	31.99	27.67
2018	-8.25	-8.71
2017	26.16	22.40
2016	6.67	7.51

INDEX PERFORMANCE – NET RETURNS (%) (NOV 28, 2025)

					ANNUALIZED			
	1 Mo	3 Mo	1 Yr	YTD	3 Yr	5 Yr	10 Yr	Since Nov 30, 2015
MSCI World Select Catholic Principles Universal	-2.13	3.51	15.47	19.90	21.42	12.95	13.17	13.17
MSCI World	0.28	5.58	16.99	20.12	19.11	12.90	11.88	11.88

FUNDAMENTALS (NOV 28, 2025)

Div Yld (%)	P/E	P/E Fwd	P/BV
1.47	25.96	20.11	4.16
1.58	24.23	20.25	3.93

INDEX RISK AND RETURN CHARACTERISTICS (NOV 30, 2015 – NOV 28, 2025)

	Beta	Tracking Error (%)	Turnover (%) ¹	ANNUALIZED STD DEV (%) ²			SHARPE RATIO ^{2,3}			Since Nov 30, 2015	MAXIMUM DRAWDOWN	
				3 Yr	5 Yr	10 Yr	3 Yr	5 Yr	10 Yr		(%)	Period YYYY-MM-DD
MSCI World Select Catholic Principles Universal	1.06	2.88	33.05	14.04	16.27	15.90	1.12	0.64	0.72	0.72	34.28	2020-02-19–2020-03-23
MSCI World	1.00	0.00	2.37	11.99	14.46	14.73	1.13	0.70	0.69	0.69	34.03	2020-02-12–2020-03-23

¹ Last 12 months

² Based on monthly net returns data

³ Based on NY FED Overnight SOFR from Sep 1 2021 & on ICE LIBOR 1M prior that date

MSCI World Select Catholic Principles Universal Index (USD)

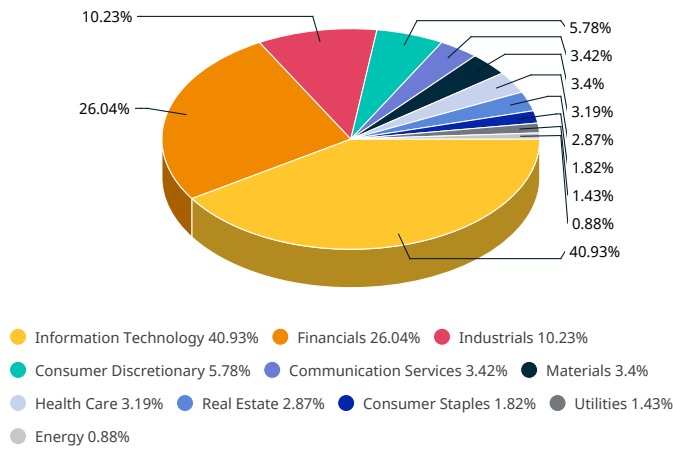
INDEX CHARACTERISTICS

	MSCI World Select Catholic Principles Universal	MSCI World
Number of Constituents	660	1,321
	Weight (%)	
Largest	14.68	5.23
Smallest	0.00	0.00
Average	0.15	0.08
Median	0.06	0.03

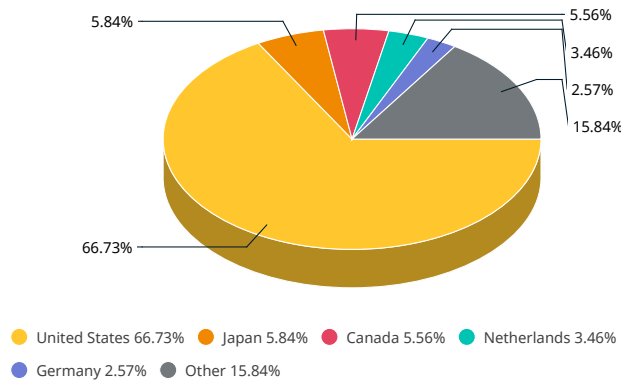
TOP 10 CONSTITUENTS

	Country	Index Wt. (%)	Parent Index Wt. (%)	Sector
NVIDIA	US	14.68	5.23	Info Tech
BROADCOM	US	7.35	2.20	Info Tech
VISA A	US	2.31	0.69	Financials
ASML HLDG	NL	1.65	0.49	Info Tech
HOME DEPOT	US	1.44	0.43	Cons Discr
ADVANCED MICRO DEVICES	US	1.44	0.43	Info Tech
SAP	DE	1.03	0.31	Info Tech
NETFLIX	US	0.93	0.56	Comm Srvcs
AMERICAN EXPRESS	US	0.83	0.25	Financials
APPLIED MATERIALS	US	0.82	0.24	Info Tech
Total		32.47	10.82	

SECTOR WEIGHTS



COUNTRY WEIGHTS



* DM countries include: Australia, Austria, Belgium, Canada, Denmark, Finland, France, Germany, Hong Kong, Ireland, Israel, Italy, Japan, Netherlands, New Zealand, Norway, Portugal, Singapore, Spain, Sweden, Switzerland, the UK and the US.

The MSCI ESG Universal Indexes were renamed the MSCI Universal Indexes as of Feb 3, 2025.

The MSCI World Select Catholic Principles Universal Index was launched on Jun 23, 2020. Data prior to the launch date is back-tested test (i.e. calculations of how the index might have performed over that time period had the index existed). There are frequently material differences between back-tested performance and actual results. Past performance – whether actual or back-tested – is no indication or guarantee of future performance.

ABOUT MSCI

MSCI (NYSE: MSCI Inc.) strengthens global markets by connecting participants across the financial ecosystem with a common language. Our research-based data, analytics and indexes, supported by advanced technology, set standards for global investors and help our clients understand risks and opportunities so they can make better decisions and unlock innovation. We serve asset managers and owners, private-market sponsors and investors, hedge funds, wealth managers, banks, insurers and corporates. To learn more, please visit www.msci.com.

The data, data feeds, databases, reports, text, graphs, charts, images, videos, recordings, models, metrics, analytics, indexes, assessments, ratings, scores, software, websites, products, services and other information delivered in connection with this notice (the "Information"): (a) are proprietary information of MSCI and its suppliers, (b) may not be used for commercial purposes without prior written permission from MSCI Inc. or its affiliates ("MSCI"), and (c) are not investment advice and must not be relied on as such. The Information and its use are further subject to the disclaimer at <https://www.msci.com/legal/notice-and-disclaimer>. As detailed therein, MSCI AND ITS SUPPLIERS MAKE NO EXPRESS OR IMPLIED WARRANTIES OF MERCHANTABILITY, FITNESS FOR A PARTICULAR PURPOSE OR OTHERWISE WITH RESPECT TO THE INFORMATION HEREIN AND DISCLAIM ALL LIABILITY TO THE MAXIMUM EXTENT PERMITTED BY LAW. For information about how MSCI collects and uses personal data, refer to <https://www.msci.com/privacy-pledge>.

© 2025 MSCI Inc. All rights reserved.

