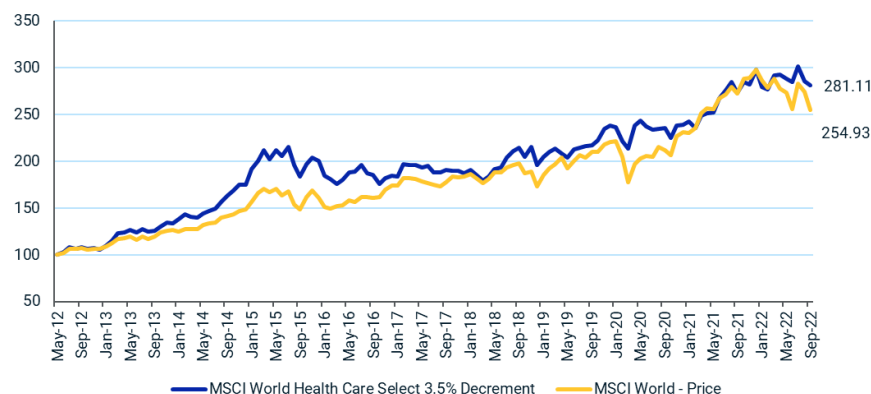


MSCI World Health Care Select 3.5% Decrement Index (EUR)

MSCI World Health Care Select 3.5% Decrement Index constructed by applying a constant markdown ('synthetic dividend') to the corresponding MSCI World Health Care Select Index levels on a daily basis, expressed as a percentage of performance, based on the MSCI Decrement Indexes methodology.

Cumulative index performance

EUR RETURNS MAY 2012 – SEPTEMBER 2022



Annual performance (%)

YEAR	MSCI World Health Care Select 3.5% Decrement	MSCI World - Price
2021	24.73	29.26
2020	0.56	4.64
2019	21.40	27.49
2018	4.48	-5.92
2017	1.48	5.50
2016	-7.79	8.47
2015	14.79	8.34
2014	30.34	17.21
2013	26.53	18.74

Index performance

EUR RETURNS (%) SEPTEMBER 30, 2022

INDEX	1 Month	3 Months	1 Year	Year to Date	ANNUALIZED RETURN			
					3 Years	5 Years	10 Years	Since May 31, 2012
MSCI World Health Care Select 3.5% Decrement	-1.78	-1.46	2.66	-5.82	8.93	8.03	9.99	10.52
MSCI World - Price	-7.07	-0.31	-6.41	-14.56	6.68	7.49	9.07	9.48

Index risk and return characteristics

SEPTEMBER 30, 2022

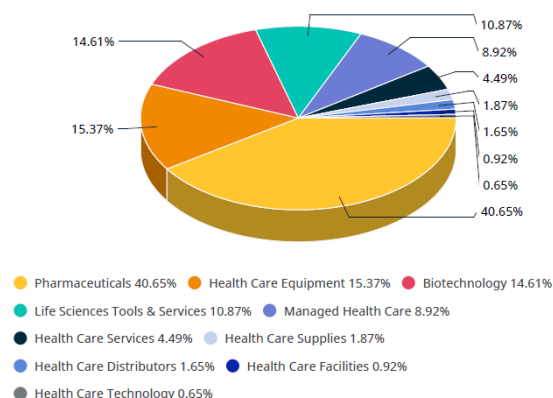
INDEX	ANNUALIZED STANDARD DEVIATION (%)			
	3 Years	5 Years	10 Years	Since May 31, 2012
MSCI World Health Care Select 3.5% Decrement	13.98	13.20	13.03	12.92
MSCI World - Price	17.62	15.66	13.11	12.95

MSCI World Health Care Select Index

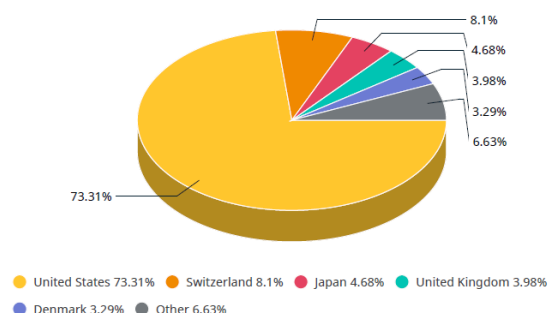
Top 10 constituents

	Index Wt. (%)
JOHNSON & JOHNSON	5.28
UNITEDHEALTH GROUP	5.07
LILLY (ELI) & COMPANY	4.26
PFIZER	4.01
ABBVIE	3.87
ROCHE HOLDING GENUSS	3.77
MERCK & CO	3.56
THERMO FISHER SCIENTIFIC	3.24
DANAHER CORP	2.91
ASTRAZENECA	2.81
Total	38.78

Sub-Industry Weights



Country Weights



Index Framework

The performance of the World Health Care Select 3.5% Decrement Index is computed by reducing the performance of the World Health Care Select Index, by a fixed percentage, on a daily basis. The MSCI Decrement Indexes ("Indexes") are designed to represent the performance of a strategy tracking a given MSCI index (parent) from which a pre-determined amount (a 'synthetic dividend') is withdrawn periodically. In most cases, the parent index will be a net or gross total return index, which captures the share price movement as well as incorporates the dividends paid by the companies in the index.

This summary is provided for illustrative purposes only and does not include all material elements of the index or its methodology. For a complete description of the index methodology, please see [Index methodology - MSCI](#).

ABOUT MSCI INC.

MSCI is a leading provider of critical decision support tools and services for the global investment community.

With over 50 years of expertise in research, data and technology, we power better investment decisions by enabling clients to understand and analyze key drivers of risk and return and confidently build more effective portfolios. We create industry-leading research-enhanced solutions that clients use to gain insight into and improve transparency across the investment process. To learn more, please visit www.msci.com.

The information contained herein (the "Information") may not be reproduced or disseminated in whole or in part without prior written permission from MSCI. The Information may not be used to verify or correct other data, to create indexes, risk models, or analytics, or in connection with issuing, offering, sponsoring, managing or marketing any securities, portfolios, financial products or other investment vehicles. Historical data and analysis should not be taken as an indication or guarantee of any future performance, analysis, forecast or prediction. None of the Information or MSCI index or other product or service constitutes an offer to buy or sell, or a promotion or recommendation of, any security, financial instrument or product or trading strategy. Further, none of the Information or any MSCI index is intended to constitute investment advice or a recommendation to make (or refrain from making) any kind of investment decision and may not be relied on as such. The Information is provided "as is" and the user of the Information assumes the entire risk of any use it may make or permit to be made of the Information. NONE OF MSCI INC. OR ANY OF ITS SUBSIDIARIES OR ITS OR THEIR DIRECT OR INDIRECT SUPPLIERS OR ANY THIRD PARTY INVOLVED IN THE MAKING OR COMPILING OF THE INFORMATION (EACH, AN "MSCI PARTY") MAKES ANY WARRANTIES OR REPRESENTATIONS AND, TO THE MAXIMUM EXTENT PERMITTED BY LAW, EACH MSCI PARTY HEREBY EXPRESSLY DISCLAIMS ALL IMPLIED WARRANTIES, INCLUDING WARRANTIES OF MERCHANTABILITY AND FITNESS FOR A PARTICULAR PURPOSE. WITHOUT LIMITING ANY OF THE FOREGOING AND TO THE MAXIMUM EXTENT PERMITTED BY LAW, IN NO EVENT SHALL ANY OF THE MSCI PARTIES HAVE ANY LIABILITY REGARDING ANY OF THE INFORMATION FOR ANY DIRECT, INDIRECT, SPECIAL, PUNITIVE, CONSEQUENTIAL (INCLUDING LOST PROFITS) OR ANY OTHER DAMAGES EVEN IF NOTIFIED OF THE POSSIBILITY OF SUCH DAMAGES.

The foregoing shall not exclude or limit any liability that may not by applicable law be excluded or limited.

©2022 MSCI Inc. All rights reserved