

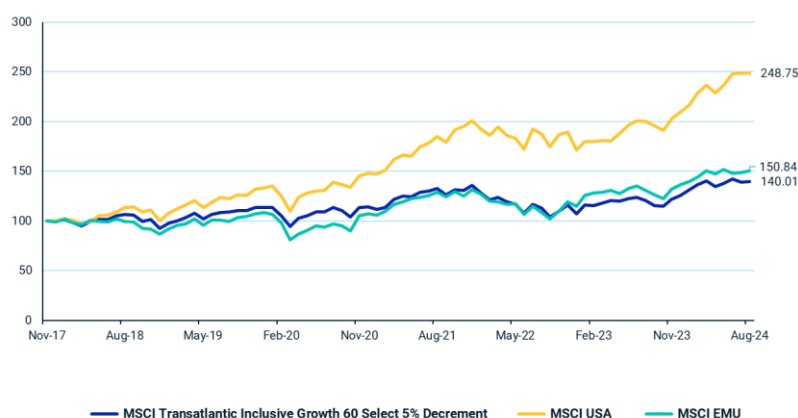
# MSCI Transatlantic Inclusive Growth 60 Select 5% Decrement Index

The MSCI Transatlantic Inclusive Growth 60 Select 5% Decrement Index aims to represent the performance of the MSCI Transatlantic Inclusive Growth 60 Select Index, while applying a constant markdown ("synthetic dividend") of 5% on an annual basis, expressed as a percentage of performance.

For a complete description of the index methodology, please see [Index methodology - MSCI](#)

## Cumulative index performance (EUR)

NOVEMBER 2017 – AUGUST 2024



## Annual Performance (%)

YEAR	MSCI Transatlantic Inclusive Growth 60 Select 5% Decrement	MSCI USA	MSCI EMU
2023	16.88	22.21	18.78
2022	-20.91	-14.59	-12.47
2021	18.99	36.06	22.16
2020	0.31	10.75	-1.02
2019	22.45	33.28	25.47
2018	-6.57	-0.25	-12.71

## Index performance

EUR RETURNS (%) AUGUST 30, 2024

INDEX	1 Month	3 Months	1 Year	Year to Date	ANNUALIZED RETURNS			
					3 Years	5 Years	10 Years	Since Nov 30, 2017
MSCI Transatlantic Inclusive Growth 60 Select 5% Decrement	0.51	1.80	15.84	11.63	1.75	5.10	-	5.11
MSCI USA	0.08	5.23	24.10	18.56	10.40	15.19	-	14.45
MSCI EMU	1.61	-0.49	15.28	10.53	5.47	8.65	-	6.28

## Index risk and return characteristics

(%) AUGUST 30, 2024

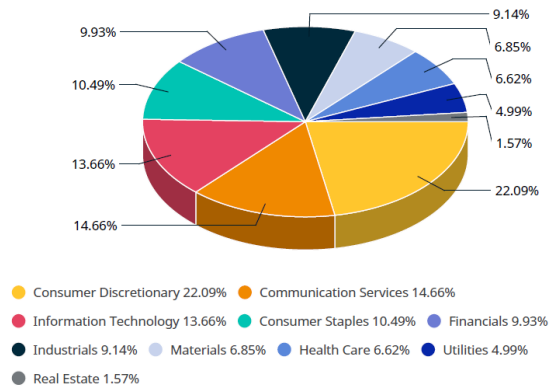
INDEX	ANNUALIZED STD. DEVIATION			
	3 Years	5 Years	10 Years	Since Nov 30, 2017
MSCI Transatlantic Inclusive Growth 60 Select 5% Decrement	15.21	15.48	-	14.85
MSCI USA	15.49	16.35	-	15.85
MSCI EMU	15.78	18.00	-	16.88

## MSCI Transatlantic Inclusive Growth 60 Select Index

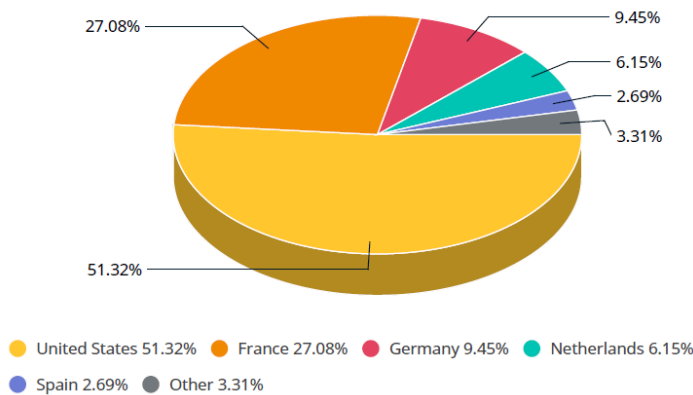
### Top 10 constituents

	Sector	Index Wt. (%)
AMAZON.COM	Cons Discr	9.91
META PLATFORMS A	Comm Svcs	7.19
LVMH MOET HENNESSY	Cons Discr	4.80
AIR LIQUIDE	Materials	3.86
ASML HLDG	Info Tech	3.38
SCHNEIDER ELECTRIC	Industrials	3.25
SAP	Info Tech	2.84
VISA A	Financials	2.74
HERMES INTERNATIONAL	Cons Discr	2.72
PROCTER & GAMBLE CO	Cons Staples	2.55
<b>Total</b>		<b>43.24</b>

### Sector Weights



### Country Weights



#### ABOUT MSCI INC.

MSCI is a leading provider of critical decision support tools and services for the global investment community.

With over 50 years of expertise in research, data and technology, we power better investment decisions by enabling clients to understand and analyze key drivers of risk and return and confidently build more effective portfolios. We create industry-leading research-enhanced solutions that clients use to gain insight into and improve transparency across the investment process. To learn more, please visit [www.msci.com](http://www.msci.com).

The information contained herein (the "Information") may not be reproduced or disseminated in whole or in part without prior written permission from MSCI. The Information may not be used to verify or correct other data, to create indexes, risk models, or analytics, or in connection with issuing, offering, sponsoring, managing or marketing any securities, portfolios, financial products or other investment vehicles. Historical data and analysis should not be taken as an indication or guarantee of any future performance, analysis, forecast or prediction. None of the Information or MSCI index or other product or service constitutes an offer to buy or sell, or a promotion or recommendation of, any security, financial instrument or product or trading strategy. Further, none of the Information or any MSCI index is intended to constitute investment advice or a recommendation to make (or refrain from making) any kind of investment decision and may not be relied on as such. The Information is provided "as is" and the user of the Information assumes the entire risk of any use it may make or permit to be made of the Information. NONE OF MSCI INC. OR ANY OF ITS SUBSIDIARIES OR ITS OR THEIR DIRECT OR INDIRECT SUPPLIERS OR ANY THIRD PARTY INVOLVED IN THE MAKING OR COMPILING OF THE INFORMATION (EACH, AN "MSCI PARTY") MAKES ANY WARRANTIES OR REPRESENTATIONS AND, TO THE MAXIMUM EXTENT PERMITTED BY LAW, EACH MSCI PARTY HEREBY EXPRESSLY DISCLAIMS ALL IMPLIED WARRANTIES, INCLUDING WARRANTIES OF MERCHANTABILITY AND FITNESS FOR A PARTICULAR PURPOSE. WITHOUT LIMITING ANY OF THE FOREGOING AND TO THE MAXIMUM EXTENT PERMITTED BY LAW, IN NO EVENT SHALL ANY OF THE MSCI PARTIES HAVE ANY LIABILITY REGARDING ANY OF THE INFORMATION FOR ANY DIRECT, INDIRECT, SPECIAL, PUNITIVE, CONSEQUENTIAL (INCLUDING LOST PROFITS) OR ANY OTHER DAMAGES EVEN IF NOTIFIED OF THE POSSIBILITY OF SUCH DAMAGES.

The foregoing shall not exclude or limit any liability that may not by applicable law be excluded or limited.

©2024 MSCI Inc. All rights reserved